


Created by Sarah Furrer
Studio180Design.Net

BlockBusters

Honed Points

Made using Studio 180 Design's Split Rects® and Tucker Trimmer® I Tools, & Split Rects Bonus Units and Shaded Four Patch Technique Sheets




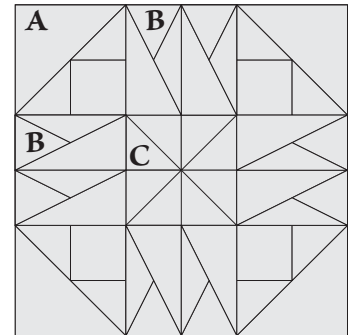
BlockBusters 2023 #85

Difficulty: ★★★★★

Everything you need to know to make the units required for this block can be found in the instructions that came with your **Tucker Trimmer®** and **Split Rects®** tools and on the Split Rects Bonus Units and Shaded Four Patch technique sheets. There are charts, step-by-step graphics, and directions. Use the charts to find the information you need for the finished size of the units you want to make, and follow it through the instructions.

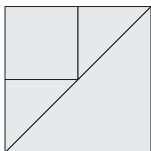
For this block, you need to make 8 Split Rects Bonus units that all slant from the lower right to upper left, Type #1. Since you are only making one type, you will want to pay attention to the position of your strips when cutting Triangle B and Triangle C. Consider pressing the seams open on these units. It makes sewing them together easier. We have a video on our YouTube channel, so if you need help with the cutting or construction, watch the video. Double check the slant of the pieces when you are laying out your units, and then be careful when sewing the block together.

Pay attention when cutting the fabric for the Shaded Four Patch units. As you can see, some of the blocks have the background as the large triangle rather than the small triangles. Determine your color placement and then make sure you are cutting the strips of each color as needed.



Unit Summary

Unit A



Unit B



Unit C



Cutting Chart

Unit	# of units required	6" Block	12" Block	15" Block
A: Shaded Four Patch	4	2" finished size 2½" trim size	4" finished size 4½" trim size	5" finished size 5½" trim size
B: Split Rects Bonus Units Type #1 Lower right to upper left	8	1"x 2" finished size 1½"x 2½" trim size	2"x 4" finished size 2½"x 4½" trim size	2½"x 5" finished size 3"x 5½" trim size
C: Half Square Triangles	4	1" finished size 1½" trim size	2" finished size 2½" trim size	2½" finished size 3" trim size

Color Audition Chart

