


Created by Sarah Furrer
Studio180Design.Net

BlockBusters

Twilight Zone

Made using Studio 180 Design's Square Squared®
and Wing Clipper® I tools



BlockBusters 2021 #65

Difficulty: ★★☆☆☆



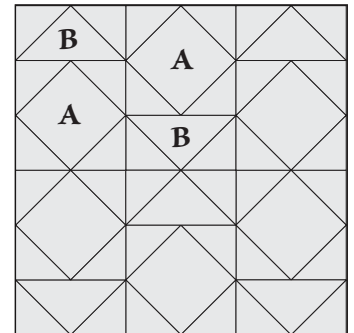
All the instruction you need to make the units required for this block can be found in the instructions that came with the **Square Squared®** and **Wing Clipper®** tools, and possibly the Geese of a Feather Technique Sheet. There are charts, step by step graphics, and directions. Use the chart to find the information you need for the finished size of the unit you want to make. Then work your way through the instructions.

There are lots of opportunities to play with color blocking or not in this block. If you match the color of your large square when making Flying Geese to some of the side triangles of your Square Squared unit you can get a great zig zag across the block.

If you like the black and blue version we show here, with alternating colors where the side triangles of the Flying Geese and Square Squared units come together, you'll need to use the Geese of a Feather technique so you have one color on the left side of your Flying Geese and a different color on the right side.

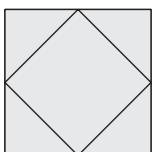
You'll always want to lay out your Square Squared units before you sew them together to be sure you have the side triangle colors positioned where you want them. It is easy to get them sewn to the wrong side, and this positioning is important to get your color blocking correct.

When making the Square Squared units I suggest pressing the seams open to reduce the bulk at the intersections when sewing the block together.

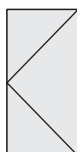


Unit Summary

Unit A



Unit B



Cutting Chart

Unit	# of units required	3" Block	6" Block	12" Block
A: Square Squared	6	1" finished size 1½" unfinished size	2" finished size 2½" unfinished size	4" finished size 4½" unfinished size
B: Flying Geese	6	½" x 1" finished size 1" x 1½" unfinished size	1" x 2" finished size 1½" x 2½" unfinished size	2" x 4" finished size 2½" x 4½" unfinished size