


Created by Deb Tucker
 Studio180Design.Net

BlockBusters

Around the Block


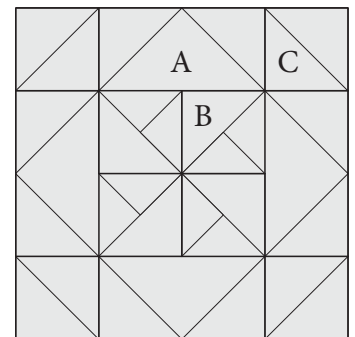
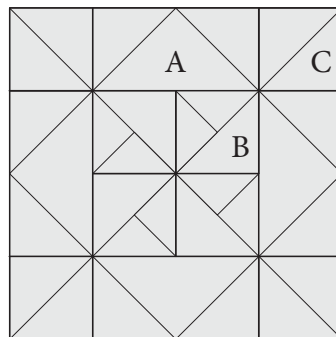
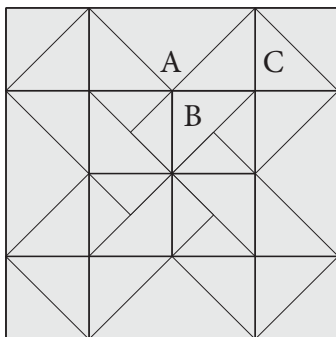
Made using Studio 180 Design's Wing Clipper® I,
 Tucker Trimmer® I, and Non Mirror Combo Units
 Technique Sheet



BlockBusters 2016: #21
 Difficulty: ★★★★★

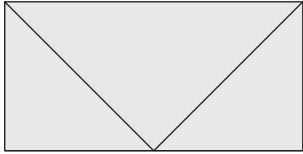
All the instruction you need to make the units required for this block came with your Tucker Trimmer® I and Wing Clipper® tools and on the Non Mirror Combo Unit technique sheet. There are charts, step by step graphics, and directions to help you make your units. Use the chart to find the information you need for the finished size of the unit you want to make, follow it through to find what you need to cut to make those units. Then work your way through the instructions.

Do you remember BlockBuster #9: Three in One? Well this is another combination of units that, depending on the unit orientation, results in three very different looking blocks. The block is made up of Flying Geese, Combination and Half Square triangle units. The units used in these three blocks are all the same and in the same place, yet just by rotating the units and changing your fabric placement, the blocks change dramatically. When you choose which block to make (or maybe you will make all three) you will want to pay close attention to fabric placement and pressing of your seams. My suggestion to you when constructing this block is to press your seams open between the units. This will give you nice crisp points on your block and make stitching those bulky seams easier. Have fun playing with this one!




Unit Summary

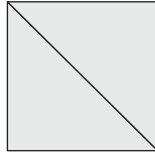
Unit A



Unit B



Unit C



Cutting Chart

| Unit | # of units required | 4" Block | 8" Block | 12" Block |
|--------------------------|---------------------|---|---|---|
| A: Flying Geese unit | 4 | 1" x 2" finished size 1½" x 2½" cut size | 2" x 4" finished size 2½" x 4½" cut size | 3" x 6" finished size 3½" x 6½" cut size |
| B: Combination unit | 4 | 1" finished size 1½" cut size | 2" finished size 2½" cut size | 3" finished size 3½" cut size |
| C: Half Square Triangles | 4 | 1" finished size 1½" cut size | 2" finished size 2½" cut size | 3" finished size 3½" cut size |