


Created by Sarah Furrer
Studio180Design.Net

BlockBusters

Astrolabe

Made using Studio 180 Design's Corner Beam® & Wedge Star™, with Sliver & Twisted Wedge Star Technique Sheets



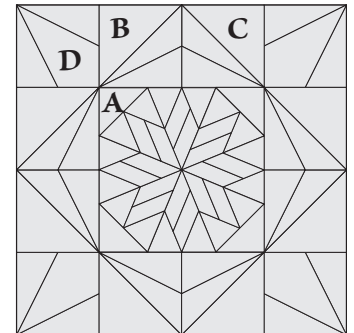
BlockBusters 2020 #50

Difficulty: ★★☆☆☆

All the instruction you need to make the units required for this block came with your Wedge Star™ and Corner Beam® tools and on the Twisted Wedge Star and Sliver Technique Sheets. There are charts, step by step graphics, and directions. Use the charts to find the information you need for the finished size of the block/units you want to make, follow them through to find what you need to cut to make the block/units, then work your way through the instructions.

When making the Twisted Wedge Star for the center of the block, we made it using a Right Spin star, but if you make a Left Spin star the final block will still be fantastic. So if you make the opposite by mistake, don't panic - no one will know but you! When cutting Strip #1 and Strip #2 for the pieced diamond, make sure to follow the row for your desired finished star size to make sure you cut the correct size strips.

This block also requires you to make 4 Sliver units that slant right and 4 Sliver units that slant left, so be sure to pay attention to the corner that you are trimming off in step 2 of the technique sheet. When constructing the Sliver units, consider pressing the seams open. It will help to reduce the bulk when you sew the units into the block.




Cutting Chart

Unit	# of units required	6" Block	12" Block	16" Block
A: Twisted Wedge Star (Right Spin)	1	Diamond Strip #1 and #2 and Small Wedges for a 3" finished star (3½" cut size)	Diamond Strip #1 and #2 and Small Wedges for a 6" finished star (6½" cut size)	Diamond Strip #1 and #2 and Small Wedges for a 8" finished star (8½" cut size)
B: Sliver, Slanted Left	4	1½" finished size 2" cut size	3" finished size 3½" cut size	4" finished size 4½" cut size
C: Sliver, Slanted Right	4	1½" finished size 2" cut size	3" finished size 3½" cut size	4" finished size 4½" cut size
D: Corner Beam	4	1½" finished size 2" cut size	3" finished size 3½" cut size	4" finished size 4½" cut size

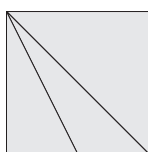


Unit Summary

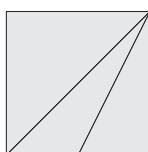
Unit A



Unit B



Unit C



Unit D

