


Created by Sarah Furrer
Studio180Design.Net

BlockBusters

Thorns and Thistles

Made using Studio 180 Design's Corner Beam®,
Four Patch Square Up®, & V Block®, and
Offset Four Patch Technique Sheet



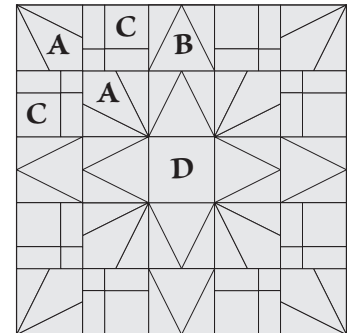
BlockBusters 2020 #46

Difficulty: ★★★★★

The instructions you need to make the units required for this block came with your Corner Beam® and V Block® tools and the Offset Four Patch technique sheet. In the instructions, you will find charts, step by step graphics, and directions. Use the chart to find the information you need for the finished size of the units you want to make, then work your way through the instructions. Remember if you haven't worked with the Corner Beam® or V-Block® tools before, we have free video demonstrations for you to view (available at Studio180Design.net). The videos will walk you through the process of making and trimming down the Corner Beam or V-Block units that you will need to make this block.

This is a fun block that will have you wanting to make a bunch so you can create your own interesting quilt design. There are not any special pointers that you need to pay attention to this month when constructing the block, just have fun with color. To help you with this, we have included a big, black-line master of the block for you to print and try different color placements.

Since this is a relatively easy block this month, maybe challenge yourself to make the 5" block and work in miniature. This is an easy way to try something new without having to make a whole miniature quilt. Just a little taste to get you interested in working with mini units. And you will have a great coaster if you decide you only want to make one!

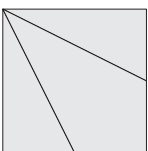


Cutting Chart

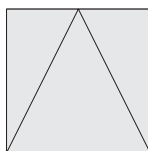
Unit	# of units required	5" Block	12½" Block	20" Block
A: Corner Beam	8	1" finished size 1½" cut size	2½" finished size 3" cut size	4" finished size 4½" cut size
B: V Block	8	1" finished size 1½" cut size	2½" finished size 3" cut size	4" finished size 4½" cut size
C: Offset Four Patch	8	1" finished size 1½" cut size	2½" finished size 3" cut size	4" finished size 4½" cut size
D: Center Square	1	1½" square cut size	3" square cut size	4½" square cut size

Unit Summary

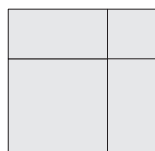
Unit A



Unit B



Unit C



Unit D

