

# High Pressure Pipe Fittings



510 Clinton Square  
Rochester  
New York  
USA 14604


Tel.: 1-855-693-4638  
Fax: 1-877-297-4661  
E-mail: [info@finelok.com](mailto:info@finelok.com)



[www.finelok.com](http://www.finelok.com)

# Contents

Pipe Plugs - HPG



Hex Nipples - HPHN




Hex Long Nipples - HPLN



Pipe Caps - HPC



Hex Couplings - HPCG



Zero-Clearance Unions - HPZC



Adapters - HPA



Male Elbows - HPME



Street Elbows - HPSE



Female Elbows - HPE



Male Tees - HPMT



Male Street Tees - HPST



Male Branch Tees - HPBT



Female Tees - HPT



Female Crosses - HPCR



## Features

- ☆ The hardened threads with smooth surface finishing avoid galling and help to extend the fitting service life.
- ☆ Radius junction design with elbows provides smooth flow path.
- ☆ Every fitting is stamped with size, material and heat code.
- ☆ 316 stainless steel is standard material. Other materials are available upon request.

## Thread Specifications

Connection Type	Code	Thread Type	Thread Specification
NPT	NT	NPT	ASME B1.20.1, SAE AS71051
ISO Tapered	RT	ISO Tapered	ISO 7-1, BS EN 10226-1, JIS B0203
Heavy-Duty SAE/MS (Accordance with SAE J1926-2)	SH	SAE/MS	ASME B1.1
JIC (37° Flare)	AN		

## Working Temperature

Connection Type	Temperature Rating
NPT	-325°F (-198°C) to 400°F (204°C)
ISO Tapered	-325°F (-198°C) to 400°F (204°C)
Heavy-Duty SAE/MS (Accordance with SAE J1926-2)	0°F (-17.8°C) to 400°F (204°C)
JIC (37° Flare)	-420°F (-251°C) to 1200°F (649°C)

## Working Pressure

The working pressure of pipe fitting is shown in the ordering information table.

## Elevated Temperature Factors

To get the maximum working pressure at elevated temperature, use the maximum working pressure at ambient temperature to multiply the factors in the table below.

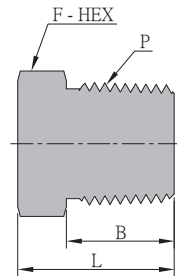
Material	Temperature		Factor
	°F	°C	
316	100	38	1
	200	93	1
	300	149	1
	400	204	0.97
	500	260	0.90
	600	316	0.85
	700	371	0.82
800	427	0.80	

Data in this table is applied only to the working temperature below 800°F (427°C). For the working temperature above 800°F (427°C) please consult FINELOK, and then we will provide you relative solutions.

## Caution:

- ☆ Do not loosen or tighten fittings when system is pressurized.
- ☆ Always use proper thread sealants on tapered pipe threads.

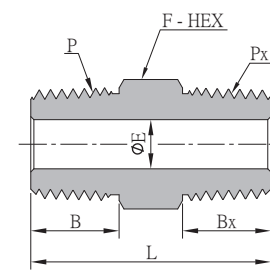
Pipe Plugs



Male NPT Threads					
P-NPT Size	Ordering Number	Dimension, mm			Working Pressure psig (bar)
		L	F	B	
1/8	SS-HPG-NT2	16.0	11.11	9.7	15000 (1034)
1/4	SS-HPG-NT4	22.2	14.3	14.2	15000 (1034)
3/8	SS-HPG-NT6	23.6	17.5	14.2	15000 (1034)
1/2	SS-HPG-NT8	29.5	22.2	19.1	15000 (1034)
3/4	SS-HPG-NT12	31.8	27.0	19.1	10000 (689.5)
1	SS-HPG-NT16	39.3	34.9	23.9	10000 (689.5)

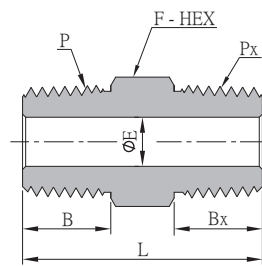
Male ISO Tapered Threads					
P-ISO Tapered Size	Ordering Number	Dimension, mm			Working Pressure psig (bar)
		L	F	B	
1/8	SS-HPG-RT2	16.0	11.11	9.7	15000 (1034)
1/4	SS-HPG-RT4	22.2	14.3	14.2	15000 (1034)
3/8	SS-HPG-RT6	23.6	17.5	14.2	15000 (1034)
1/2	SS-HPG-RT8	29.5	22.2	19.1	15000 (1034)
3/4	SS-HPG-RT12	31.8	27.0	19.1	10000 (689.5)
1	SS-HPG-RT16	39.3	34.9	23.9	10000 (689.5)

Hex Nipples

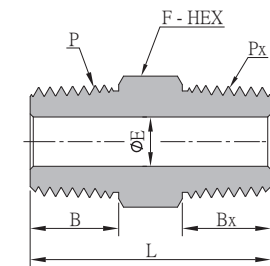


Male NPT Threads			Male ISO Tapered Threads					Working Pressure psig (bar)
P-NPT Size	Px-ISO Tapered Size	Ordering Number	Dimension, mm					
			L	F	B	Bx	E	
1/8	1/8	SS-HPHN-NT2-RT2	26.6	11.11	9.7	9.7	4.8	15000 (1034)
1/4	1/8	SS-HPHN-NT4-RT2	32.9	14.3	14.2	9.7	4.8	15000 (1034)
1/4	1/4	SS-HPHN-NT4-RT4	37.4	14.3	14.2	14.2	6.4	15000 (1034)
3/8	1/8	SS-HPHN-NT6-RT2	34.1	17.5	14.2	9.7	4.8	15000 (1034)
3/8	1/4	SS-HPHN-NT6-RT4	38.6	17.5	14.2	14.2	6.4	15000 (1034)
3/8	3/8	SS-HPHN-NT6-RT6	38.6	17.5	14.2	14.2	7.9	15000 (1034)
1/2	1/8	SS-HPHN-NT8-RT2	40.2	22.2	19.1	9.7	4.8	15000 (1034)
1/2	1/4	SS-HPHN-NT8-RT4	44.7	22.2	19.1	14.2	6.4	15000 (1034)
1/2	3/8	SS-HPHN-NT8-RT6	44.7	22.2	19.1	14.2	7.9	15000 (1034)
1/2	1/2	SS-HPHN-NT8-RT8	49.6	22.2	19.1	19.1	9.6	15000 (1034)
3/4	1/8	SS-HPHN-NT12-RT2	42.4	27.0	19.1	9.7	4.8	10000 (689.5)
3/4	1/4	SS-HPHN-NT12-RT4	46.9	27.0	19.1	14.2	6.4	10000 (689.5)
3/4	3/8	SS-HPHN-NT12-RT6	46.9	27.0	19.1	14.2	7.9	10000 (689.5)
3/4	1/2	SS-HPHN-NT12-RT8	51.8	27.0	19.1	19.1	9.6	10000 (689.5)
3/4	3/4	SS-HPHN-NT12-RT12	51.8	27.0	19.1	19.1	14.8	10000 (689.5)
1	1/8	SS-HPHN-NT16-RT2	49.8	34.9	23.9	9.7	4.8	10000 (689.5)
1	1/4	SS-HPHN-NT16-RT4	54.3	34.9	23.9	14.2	6.4	10000 (689.5)
1	3/8	SS-HPHN-NT16-RT6	54.3	34.9	23.9	14.2	7.9	10000 (689.5)
1	1/2	SS-HPHN-NT16-RT8	59.2	34.9	23.9	19.1	9.6	10000 (689.5)
1	3/4	SS-HPHN-NT16-RT12	59.2	34.9	23.9	19.1	14.8	10000 (689.5)
1	1	SS-HPHN-NT16-RT16	64.0	34.9	23.9	23.9	20.0	10000 (689.5)

Hex Nipples

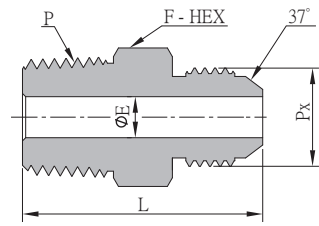


Male NPT Threads								
P-NPT Size	Px-NPT Size	Ordering Number	Dimension, mm					Working Pressure psig (bar)
			L	F	B	Bx	E	
1/8	1/8	SS-HPHN-NT2	26.6	11.11	9.7	9.7	4.8	15000 (1034)
1/4	1/8	SS-HPHN-NT4-NT2	32.9	14.3	14.2	9.7	4.8	15000 (1034)
1/4	1/4	SS-HPHN-NT4	37.4	14.3	14.2	14.2	6.4	15000 (1034)
3/8	1/8	SS-HPHN-NT6-NT2	34.1	17.5	14.2	9.7	4.8	15000 (1034)
3/8	1/4	SS-HPHN-NT6-NT4	38.6	17.5	14.2	14.2	6.4	15000 (1034)
3/8	3/8	SS-HPHN-NT6	38.6	17.5	14.2	14.2	7.9	15000 (1034)
1/2	1/8	SS-HPHN-NT8-NT2	40.2	22.2	19.1	9.7	4.8	15000 (1034)
1/2	1/4	SS-HPHN-NT8-NT4	44.7	22.2	19.1	14.2	6.4	15000 (1034)
1/2	3/8	SS-HPHN-NT8-NT6	44.7	22.2	19.1	14.2	7.9	15000 (1034)
1/2	1/2	SS-HPHN-NT8	49.6	22.2	19.1	19.1	9.6	15000 (1034)
3/4	1/8	SS-HPHN-NT12-NT2	42.4	27.0	19.1	9.7	4.8	10000 (689.5)
3/4	1/4	SS-HPHN-NT12-NT4	46.9	27.0	19.1	14.2	6.4	10000 (689.5)
3/4	3/8	SS-HPHN-NT12-NT6	46.9	27.0	19.1	14.2	7.9	10000 (689.5)
3/4	1/2	SS-HPHN-NT12-NT8	51.8	27.0	19.1	19.1	9.6	10000 (689.5)
3/4	3/4	SS-HPHN-NT12	51.8	27.0	19.1	19.1	14.8	10000 (689.5)
1	1/8	SS-HPHN-NT16-NT2	49.8	34.9	23.9	9.7	4.8	10000 (689.5)
1	1/4	SS-HPHN-NT16-NT4	54.3	34.9	23.9	14.2	6.4	10000 (689.5)
1	3/8	SS-HPHN-NT16-NT6	54.3	34.9	23.9	14.2	7.9	10000 (689.5)
1	1/2	SS-HPHN-NT16-NT8	59.2	34.9	23.9	19.1	9.6	10000 (689.5)
1	3/4	SS-HPHN-NT16-NT12	59.2	34.9	23.9	19.1	14.8	10000 (689.5)
1	1	SS-HPHN-NT16	64.0	34.9	23.9	23.9	20.0	10000 (689.5)



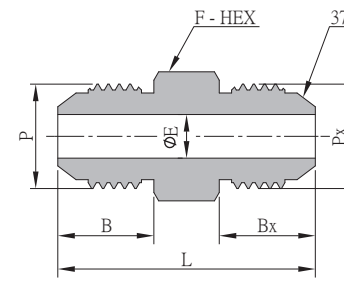
Male ISO Tapered Threads								
P-ISO Tapered Size	Px-ISO Tapered Size	Ordering Number	Dimension, mm					Working Pressure psig (bar)
			L	F	B	Bx	E	
1/8	1/8	SS-HPHN-RT2	26.6	11.11	9.7	9.7	4.8	15000 (1034)
1/4	1/8	SS-HPHN-RT4-RT2	32.9	14.3	14.2	9.7	4.8	15000 (1034)
1/4	1/4	SS-HPHN-RT4	37.4	14.3	14.2	14.2	6.4	15000 (1034)
3/8	1/8	SS-HPHN-RT6-RT2	34.1	17.5	14.2	9.7	4.8	15000 (1034)
3/8	1/4	SS-HPHN-RT6-RT4	38.6	17.5	14.2	14.2	6.4	15000 (1034)
3/8	3/8	SS-HPHN-RT6	38.6	17.5	14.2	14.2	7.9	15000 (1034)
1/2	1/8	SS-HPHN-RT8-RT2	40.2	22.2	19.1	9.7	4.8	15000 (1034)
1/2	1/4	SS-HPHN-RT8-RT4	44.7	22.2	19.1	14.2	6.4	15000 (1034)
1/2	3/8	SS-HPHN-RT8-RT6	44.7	22.2	19.1	14.2	7.9	15000 (1034)
1/2	1/2	SS-HPHN-RT8	49.6	22.2	19.1	19.1	9.6	15000 (1034)
3/4	1/8	SS-HPHN-RT12-RT2	42.4	27.0	19.1	9.7	4.8	10000 (689.5)
3/4	1/4	SS-HPHN-RT12-RT4	46.9	27.0	19.1	14.2	6.4	10000 (689.5)
3/4	3/8	SS-HPHN-RT12-RT6	46.9	27.0	19.1	14.2	7.9	10000 (689.5)
3/4	1/2	SS-HPHN-RT12-RT8	51.8	27.0	19.1	19.1	9.6	10000 (689.5)
3/4	3/4	SS-HPHN-RT12	51.8	27.0	19.1	19.1	14.8	10000 (689.5)
1	1/8	SS-HPHN-RT16-RT2	49.8	34.9	23.9	9.7	4.8	10000 (689.5)
1	1/4	SS-HPHN-RT16-RT4	54.3	34.9	23.9	14.2	6.4	10000 (689.5)
1	3/8	SS-HPHN-RT16-RT6	54.3	34.9	23.9	14.2	7.9	10000 (689.5)
1	1/2	SS-HPHN-RT16-RT8	59.2	34.9	23.9	19.1	9.6	10000 (689.5)
1	3/4	SS-HPHN-RT16-RT12	59.2	34.9	23.9	19.1	14.8	10000 (689.5)
1	1	SS-HPHN-RT16	64.0	34.9	23.9	23.9	20.0	10000 (689.5)

Hex Nipples

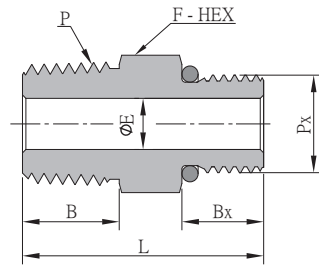


Male NPT Threads			Male JIC			
P-NPT Size	Px-SAE/MS Thread Size	Ordering Number	Dimension, mm			Working Pressure psig (bar)
			L	F	E	
1/8	7/16-20	SS-HPHN-NT2-AN4	31.3	12.7	4.4	15000 (1034)
1/8	9/16-18	SS-HPHN-NT2-AN6	33.4	15.9	4.8	15000 (1034)
1/4	7/16-20	SS-HPHN-NT4-AN4	37.2	14.3	4.4	15000 (1034)
1/4	9/16-18	SS-HPHN-NT4-AN6	37.9	15.9	5.8	15000 (1034)
1/4	3/4-16	SS-HPHN-NT4-AN8	41.9	20.6	6.4	15000 (1034)
3/8	9/16-18	SS-HPHN-NT6-AN6	38.5	17.5	5.8	15000 (1034)
3/8	3/4-16	SS-HPHN-NT6-AN8	41.1	20.6	7.9	15000 (1034)
3/8	7/8-14	SS-HPHN-NT6-AN10	45.5	23.8	7.9	15000 (1034)
1/2	7/16-20	SS-HPHN-NT8-AN4	44.5	22.2	4.4	15000 (1034)
1/2	9/16-18	SS-HPHN-NT8-AN6	44.6	22.2	5.8	15000 (1034)
1/2	3/4-16	SS-HPHN-NT8-AN8	47.2	22.2	8.0	15000 (1034)
1/2	7/8-14	SS-HPHN-NT8-AN10	50.4	23.8	9.4	15000 (1034)
3/4	3/4-16	SS-HPHN-NT12-AN8	49.4	27.0	8.0	10000 (689.5)
3/4	7/8-14	SS-HPHN-NT12-AN10	52.0	27.0	9.4	10000 (689.5)
3/4	1 1/16-12	SS-HPHN-NT12-AN12	55.0	28.6	11.6	10000 (689.5)
3/4	1 5/16-12	SS-HPHN-NT12-AN16	58.4	34.9	14.6	10000 (689.5)
1	1 1/16-12	SS-HPHN-NT16-AN12	62.0	34.9	11.6	10000 (689.5)
1	1 5/16-12	SS-HPHN-NT16-AN16	63.2	34.9	14.6	10000 (689.5)

Hex Nipples

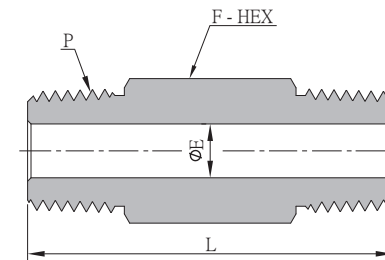


Male JIC			Dimension, mm					Working Pressure psig (bar)
P-SAE/MS Thread Size	Px-SAE/MS Thread Size	Ordering Number	L	F	B	Bx	E	
7/16-20	7/16-20	SS-HPHN-AN4	35.6	12.7	14.0	14.0	4.4	20000 (1378)
9/16-18	7/16-20	SS-HPHN-AN6-AN4	37.7	15.9	14.0	14.1	4.4	20000 (1378)
9/16-18	9/16-18	SS-HPHN-AN6	37.8	15.9	14.1	14.1	5.8	20000 (1378)
3/4-16	9/16-18	SS-HPHN-AN8-AN6	41.8	20.6	14.1	16.7	5.8	20000 (1378)
3/4-16	3/4-16	SS-HPHN-AN8	44.4	20.6	16.7	16.7	8.0	20000 (1378)
7/8-14	9/16-18	SS-HPHN-AN10-AN6	45.4	23.8	14.1	19.3	5.8	20000 (1378)
7/8-14	3/4-16	SS-HPHN-AN10-AN8	48.0	23.8	16.7	19.3	8.0	20000 (1378)
7/8-14	7/8-14	SS-HPHN-AN10	50.6	23.8	19.3	19.3	9.4	20000 (1378)
1 1/16-12	3/4-16	SS-HPHN-AN12-AN8	52.6	28.6	16.7	21.9	8.0	15000 (1034)
1 1/16-12	7/8-14	SS-HPHN-AN12-AN10	55.2	28.6	19.3	21.9	9.4	15000 (1034)
1 1/16-12	1 1/16-12	SS-HPHN-AN12	57.8	28.6	21.9	21.9	11.6	15000 (1034)
1 5/16-12	7/8-14	SS-HPHN-AN16-AN10	58.6	34.9	19.3	23.1	9.4	15000 (1034)
1 5/16-12	1 1/16-12	SS-HPHN-AN16-AN12	61.2	34.9	21.9	23.1	11.6	15000 (1034)
1 5/16-12	1 5/16-12	SS-HPHN-AN16	62.4	34.9	23.1	23.1	14.6	15000 (1034)



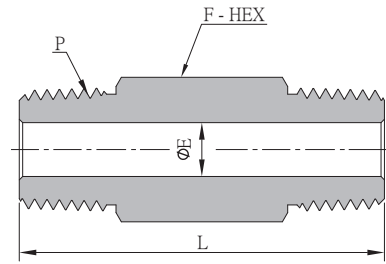
Male NPT Threads			Male SAE/MS Straight Threads					
P-NPT Size	Px-SAE/MS Thread Size	Ordering Number	Dimension, mm					Working Pressure psig (bar)
			L	F	B	Bx	E	
1/4	7/16-20	SS-HPHN-NT4-SH7	34.2	14.3	14.2	11.0	4.5	9137 (630)
1/4	9/16-18	SS-HPHN-NT4-SH9	36.4	17.5	14.2	12.0	6.4	9137 (630)
3/8	7/16-20	SS-HPHN-NT6-SH7	35.4	17.5	14.2	11.0	4.5	9137 (630)
3/8	9/16-18	SS-HPHN-NT6-SH9	36.4	17.5	14.2	12.0	7.5	9137 (630)
3/8	3/4-16	SS-HPHN-NT6-SH12	39.6	22.2	14.2	14.0	7.9	9137 (630)
1/2	9/16-18	SS-HPHN-NT8-SH9	42.5	22.2	19.1	12.0	7.5	9137 (630)
1/2	3/4-16	SS-HPHN-NT8-SH12	44.5	22.2	19.1	14.0	9.6	9137 (630)
1/2	7/8-14	SS-HPHN-NT8-SH14	47.7	25.4	19.1	16.0	9.6	9137 (630)
3/4	9/16-18	SS-HPHN-NT12-SH9	44.7	27.0	19.1	12.0	7.5	9137 (630)
3/4	3/4-16	SS-HPHN-NT12-SH12	46.7	27.0	19.1	14.0	10.0	9137 (630)
3/4	7/8-14	SS-HPHN-NT12-SH14	48.7	27.0	19.1	16.0	12.5	9137 (630)
1	3/4-16	SS-HPHN-NT16-SH12	54.1	34.9	23.9	14.0	10.0	9137 (630)
1	7/8-14	SS-HPHN-NT16-SH14	56.1	34.9	23.9	16.0	12.5	9137 (630)

Hex Long Nipples



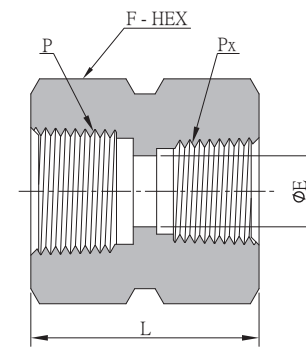
Male NPT Threads			Dimension, mm				Working Pressure psig (bar)
P-NPT Size	Ordering Number		L	F	E		
1/8	SS-HPLN-NT2-38.1		38.1	12.7	4.8	15000 (1034)	
1/8	SS-HPLN-NT2-50.8		50.8	12.7	4.8	15000 (1034)	
1/8	SS-HPLN-NT2-63.5		63.5	12.7	4.8	15000 (1034)	
1/8	SS-HPLN-NT2-76.2		76.2	12.7	4.8	15000 (1034)	
1/4	SS-HPLN-NT4-50.8		50.8	15.9	6.4	15000 (1034)	
1/4	SS-HPLN-NT4-63.5		63.5	15.9	6.4	15000 (1034)	
1/4	SS-HPLN-NT4-76.2		76.2	15.9	6.4	15000 (1034)	
1/4	SS-HPLN-NT4-101.6		101.6	15.9	6.4	15000 (1034)	
3/8	SS-HPLN-NT6-50.8		50.8	19.1	7.9	15000 (1034)	
3/8	SS-HPLN-NT6-63.5		63.5	19.1	7.9	15000 (1034)	
3/8	SS-HPLN-NT6-76.2		76.2	19.1	7.9	15000 (1034)	
3/8	SS-HPLN-NT6-101.6		101.6	19.1	7.9	15000 (1034)	
1/2	SS-HPLN-NT8-76.2		76.2	25.4	9.6	15000 (1034)	
1/2	SS-HPLN-NT8-101.6		101.6	25.4	9.6	15000 (1034)	
1/2	SS-HPLN-NT8-152.4		152.4	25.4	9.6	15000 (1034)	
3/4	SS-HPLN-NT12-76.2		76.2	34.9	14.8	10000 (689.5)	
3/4	SS-HPLN-NT12-101.6		101.6	34.9	14.8	10000 (689.5)	
1	SS-HPLN-NT16-76.2		76.2	38.1	20.0	10000 (689.5)	
1	SS-HPLN-NT16-101.6		101.6	38.1	20.0	10000 (689.5)	

Hex Nipples



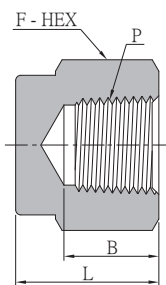
Male ISO Tapered Threads					
P-ISO Tapered Size	Ordering Number	Dimension, mm			Working Pressure psig (bar)
		L	F	E	
1/8	SS-HPLN-RT2-38.1	38.1	12.7	4.8	15000 (1034)
1/8	SS-HPLN-RT2-50.8	50.8	12.7	4.8	15000 (1034)
1/8	SS-HPLN-RT2-63.5	63.5	12.7	4.8	15000 (1034)
1/8	SS-HPLN-RT2-76.2	76.2	12.7	4.8	15000 (1034)
1/4	SS-HPLN-RT4-50.8	50.8	15.9	6.4	15000 (1034)
1/4	SS-HPLN-RT4-63.5	63.5	15.9	6.4	15000 (1034)
1/4	SS-HPLN-RT4-76.2	76.2	15.9	6.4	15000 (1034)
1/4	SS-HPLN-RT4-101.6	101.6	15.9	6.4	15000 (1034)
3/8	SS-HPLN-RT6-50.8	50.8	19.1	7.9	15000 (1034)
3/8	SS-HPLN-RT6-63.5	63.5	19.1	7.9	15000 (1034)
3/8	SS-HPLN-RT6-76.2	76.2	19.1	7.9	15000 (1034)
3/8	SS-HPLN-RT6-101.6	101.6	19.1	7.9	15000 (1034)
1/2	SS-HPLN-RT8-76.2	76.2	25.4	9.6	15000 (1034)
1/2	SS-HPLN-RT8-101.6	101.6	25.4	9.6	15000 (1034)
1/2	SS-HPLN-RT8-152.4	152.4	25.4	9.6	15000 (1034)
3/4	SS-HPLN-RT12-76.2	76.2	34.9	14.8	10000 (1034)
3/4	SS-HPLN-RT12-101.6	101.6	34.9	14.8	10000 (1034)
1	SS-HPLN-RT16-76.2	76.2	38.1	20.0	10000 (1034)
1	SS-HPLN-RT16-101.6	101.6	38.1	20.0	10000 (1034)

Hex Couplings



Female NPT Threads						
P-NPT Size	Px-NPT Size	Ordering Number	Dimension, mm			Working Pressure psig (bar)
			L	F	E	
1/8	1/8	SS-HPCG-NT2	23.8	15.9	8.0	15000 (1034)
1/4	1/8	SS-HPCG-NT4-NT2	28.9	23.8	8.0	15000 (1034)
1/4	1/4	SS-HPCG-NT4	33.5	23.8	10.4	15000 (1034)
3/8	1/8	SS-HPCG-NT6-NT2	28.9	28.6	8.0	15000 (1034)
3/8	1/4	SS-HPCG-NT6-NT4	33.5	28.6	10.4	15000 (1034)
3/8	3/8	SS-HPCG-NT6	33.5	28.6	13.8	15000 (1034)
1/2	1/8	SS-HPCG-NT8-NT2	34.2	34.9	8.0	15000 (1034)
1/2	1/4	SS-HPCG-NT8-NT4	38.8	34.9	10.4	15000 (1034)
1/2	3/8	SS-HPCG-NT8-NT6	38.8	34.9	13.8	15000 (1034)
1/2	1/2	SS-HPCG-NT8	43.8	34.9	17.0	15000 (1034)
3/4	1/8	SS-HPCG-NT12-NT2	35.5	38.1	8.0	10000 (689.5)
3/4	1/4	SS-HPCG-NT12-NT4	40.1	38.1	10.4	10000 (689.5)
3/4	3/8	SS-HPCG-NT12-NT6	40.1	38.1	13.8	10000 (689.5)
3/4	1/2	SS-HPCG-NT12-NT8	45.4	38.1	17.0	10000 (689.5)
3/4	3/4	SS-HPCG-NT12	46.7	38.1	22.3	10000 (689.5)
1	1/8	SS-HPCG-NT16-NT2	40.5	44.5	8.0	10000 (689.5)
1	1/4	SS-HPCG-NT16-NT4	44.8	44.8	10.4	10000 (689.5)
1	3/8	SS-HPCG-NT16-NT6	44.8	44.5	13.8	10000 (689.5)
1	1/2	SS-HPCG-NT16-NT8	49.7	44.5	17.0	10000 (689.5)
1	3/4	SS-HPCG-NT16-NT12	50.7	44.5	22.3	10000 (689.5)
1	1	SS-HPCG-NT16	55.5	44.5	28.1	10000 (689.5)

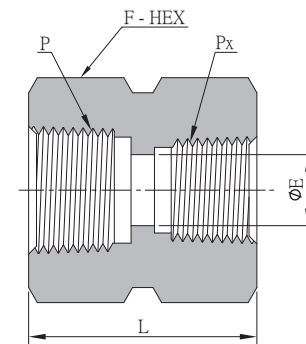
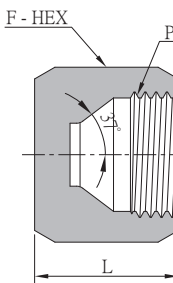
Pipe Caps



Female NPT Threads					
P-NPT Size	Ordering Number	Dimension, mm			Working Pressure psig (bar)
		L	F	B	
1/8	SS-HPC-NT2	19.1	15.9	10.4	15000 (1034)
1/4	SS-HPC-NT4	23.1	23.8	15.0	15000 (1034)
3/8	SS-HPC-NT6	26.2	28.6	15.0	15000 (1034)
1/2	SS-HPC-NT8	34.0	34.9	19.8	15000 (1034)
3/4	SS-HPC-NT12	36.6	38.1	20.6	10000 (689.5)
1	SS-HPC-NT16	41.1	44.5	25.4	10000 (689.5)

Female ISO Tapered Threads					
P-ISO Tapered Size	Ordering Number	Dimension, mm			Working Pressure psig (bar)
		L	F	B	
1/8	SS-HPC-RT2	19.1	15.9	10.4	15000 (1034)
1/4	SS-HPC-RT4	23.1	23.8	15.0	15000 (1034)
3/8	SS-HPC-RT6	26.2	28.6	15.0	15000 (1034)
1/2	SS-HPC-RT8	34.0	34.9	19.8	15000 (1034)
3/4	SS-HPC-RT12	36.6	38.1	20.6	10000 (689.5)
1	SS-HPC-RT16	41.1	44.5	25.4	10000 (689.5)

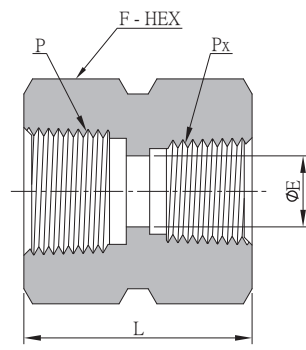
Female JIC				
P-SAE/MS Thread Size	Ordering Number	Dimension, mm		Working Pressure psig (bar)
		L	F	
7/16-20	SS-HPC-AN4	15.8	14.3	20000 (1379)
9/16-18	SS-HPC-AN6	18.3	17.5	20000 (1379)
3/4-16	SS-HPC-AN8	21.1	22.2	20000 (1379)
7/8-14	SS-HPC-AN10	24.9	25.4	20000 (1379)
1 1/16-12	SS-HPC-AN12	27.8	31.8	15000 (1034)
1 5/16-12	SS-HPC-AN16	33	38.1	15000 (1034)



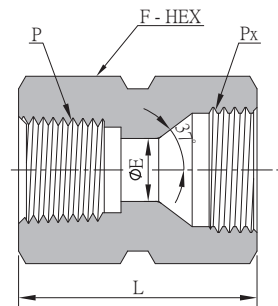
Female NPT Threads			Female ISO Tapered Threads			
P-NPT Size	Px-ISO Tapered Size	Ordering Number	Dimension, mm			Working Pressure psig (bar)
			L	F	E	
1/8	1/8	SS-HPCG-NT2-RT2	23.8	15.9	8.0	15000 (1034)
1/4	1/8	SS-HPCG-NT4-RT2	28.9	23.8	8.0	15000 (1034)
1/4	1/4	SS-HPCG-NT4-RT4	33.5	23.8	10.4	15000 (1034)
3/8	1/8	SS-HPCG-NT6-RT2	28.9	28.6	8.0	15000 (1034)
3/8	1/4	SS-HPCG-NT6-RT4	33.5	28.6	10.4	15000 (1034)
3/8	3/8	SS-HPCG-NT6-RT6	33.5	28.6	13.8	15000 (1034)
1/2	1/8	SS-HPCG-NT8-RT2	34.2	34.9	8.0	15000 (1034)
1/2	1/4	SS-HPCG-NT8-RT4	38.8	34.9	10.4	15000 (1034)
1/2	3/8	SS-HPCG-NT8-RT6	38.8	34.9	13.8	15000 (1034)
1/2	1/2	SS-HPCG-NT8-RT8	43.8	34.9	17.0	15000 (1034)
3/4	1/8	SS-HPCG-NT12-RT2	35.5	38.1	8.0	10000 (689.5)
3/4	1/4	SS-HPCG-NT12-RT4	40.1	38.1	10.4	10000 (689.5)
3/4	3/8	SS-HPCG-NT12-RT6	40.1	38.1	13.8	10000 (689.5)
3/4	1/2	SS-HPCG-NT12-RT8	45.4	38.1	17.0	10000 (689.5)
3/4	3/4	SS-HPCG-NT12-RT12	46.7	38.1	22.3	10000 (689.5)
1	1/8	SS-HPCG-NT16-RT2	40.5	44.5	8.0	10000 (689.5)
1	1/4	SS-HPCG-NT16-RT4	44.8	44.8	10.4	10000 (689.5)
1	3/8	SS-HPCG-NT16-RT6	44.8	44.5	13.8	10000 (689.5)
1	1/2	SS-HPCG-NT16-RT8	49.7	44.5	17.0	10000 (689.5)
1	3/4	SS-HPCG-NT16-RT12	50.7	44.5	22.3	10000 (689.5)
1	1	SS-HPCG-NT16-RT16	55.5	44.5	28.1	10000 (689.5)



Hex Couplings

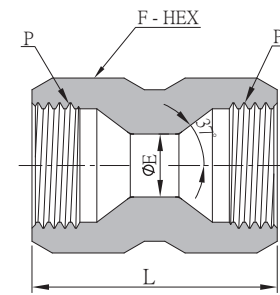


Female ISO Tapered Threads						
P-ISO Tapered Size	Px-ISO Tapered Size	Ordering Number	Dimension, mm			Working Pressure psig (bar)
			L	F	E	
1/8	1/8	SS-HPCG-RT2	23.8	15.9	8.0	15000 (1034)
1/4	1/8	SS-HPCG-RT4-RT2	28.9	23.8	8.0	15000 (1034)
1/4	1/4	SS-HPCG-RT4	33.5	23.8	10.4	15000 (1034)
3/8	1/8	SS-HPCG-RT6-RT2	28.9	28.6	8.0	15000 (1034)
3/8	1/4	SS-HPCG-RT6-RT4	33.5	28.6	10.4	15000 (1034)
3/8	3/8	SS-HPCG-RT6	33.5	28.6	13.8	15000 (1034)
1/2	1/8	SS-HPCG-RT8-RT2	34.2	34.9	8.0	15000 (1034)
1/2	1/4	SS-HPCG-RT8-RT4	38.8	34.9	10.4	15000 (1034)
1/2	3/8	SS-HPCG-RT8-RT6	38.8	34.9	13.8	15000 (1034)
1/2	1/2	SS-HPCG-RT8	43.8	34.9	17.0	10000 (689.5)
3/4	1/8	SS-HPCG-RT12-RT2	35.5	38.1	8.0	10000 (689.5)
3/4	1/4	SS-HPCG-RT12-RT4	40.1	38.1	10.4	10000 (689.5)
3/4	3/8	SS-HPCG-RT12-RT6	40.1	38.1	13.8	10000 (689.5)
3/4	1/2	SS-HPCG-RT12-RT8	45.4	38.1	17.0	10000 (689.5)
3/4	3/4	SS-HPCG-RT12	46.7	38.1	22.3	10000 (689.5)
1	1/8	SS-HPCG-RT16-RT2	40.5	44.5	8.0	10000 (689.5)
1	1/4	SS-HPCG-RT16-RT4	44.8	44.8	10.4	10000 (689.5)
1	3/8	SS-HPCG-RT16-RT6	44.8	44.5	13.8	10000 (689.5)
1	1/2	SS-HPCG-RT16-RT8	49.7	44.5	17.0	10000 (689.5)
1	3/4	SS-HPCG-RT16-RT12	50.7	44.5	22.3	10000 (689.5)
1	1	SS-HPCG-RT16	55.5	44.5	28.1	10000 (689.5)

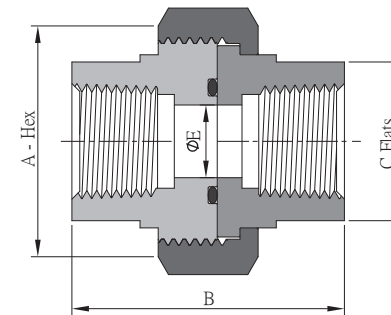


Female NPT Threads			Female JIC			
P-NPT Size	Px-SAE/MS Thread Size	Ordering Number	Dimension, mm			Working Pressure psig (bar)
			L	F	E	
1/8	7/16-20	SS-HPZC-NT2-AN4	28.4	15.9	4.3	15000 (1034)
1/4	7/16-20	SS-HPZC-NT4-AN4	33.7	23.8	4.3	15000 (1034)
1/4	9/16-18	SS-HPZC-NT4-AN6	34.5	23.8	7.5	15000 (1034)
3/8	7/16-20	SS-HPZC-NT6-AN4	33.7	28.6	4.3	15000 (1034)
3/8	9/16-18	SS-HPZC-NT6-AN6	34.5	28.6	7.5	15000 (1034)
3/8	3/4-16	SS-HPZC-NT6-AN8	36.5	28.6	9.9	15000 (1034)
1/2	9/16-18	SS-HPZC-NT8-AN6	39.7	34.9	7.5	15000 (1034)
1/2	3/4-16	SS-HPZC-NT8-AN8	41.7	34.9	9.9	15000 (1034)
1/2	7/8-14	SS-HPZC-NT8-AN10	44.1	34.9	12.3	15000 (1034)

Hex Couplings



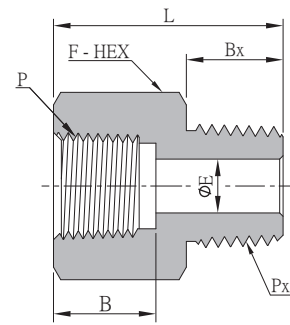
Zero-Clearance Unions



Female JIC						
P-SAE/MS Thread Size	Px-SAE/MS Thread Size	Ordering Number	Dimension, mm			Working Pressure psig (bar)
			L	F	E	
7/16-20	7/16-20	SS-HPCG-AN4	31.5	14.3	4.3	20000 (1378)
9/16-18	7/16-20	SS-HPCG-AN6-AN4	32.3	17.5	4.3	20000 (1378)
9/16-18	9/16-18	SS-HPCG-AN6	33.8	17.5	7.5	20000 (1378)
3/4-16	9/16-18	SS-HPCG-AN8-AN6	35.4	22.2	7.5	20000 (1378)
3/4-16	3/4-16	SS-HPCG-AN8	37.6	22.2	9.9	20000 (1378)
7/8-14	3/4-16	SS-HPCG-AN10-AN8	40.0	25.4	9.9	20000 (1378)
7/8-14	7/8-14	SS-HPCG-AN10	42.6	25.4	12.3	20000 (1378)
1 1/16-12	7/8-14	SS-HPCG-AN12-AN10	44.1	34.8	12.3	15000 (1034)
1 1/16-12	1 1/16-12	SS-HPCG-AN12	45.8	31.8	15.5	15000 (1034)
1 5/16-12	1 1/16-12	SS-HPCG-AN16-AN12	48.1	38.1	15.5	15000 (1034)
1 5/16-12	1 5/16-12	SS-HPCG-AN16	50.1	38.1	21.44	15000 (1034)

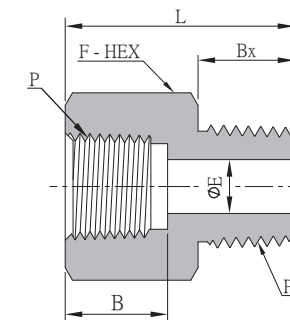
Female NPT Threads						
P-NPT Size	Ordering Number	Dimension, mm				Working Pressure psig (bar)
		A	B	C	E	
1/8	SS-HPZC-NT2	27.0	44.5	15.8	8	15000 (1034)
1/4	SS-HPZC-NT4	38.1	50.8	23.8	10.4	15000 (1034)
3/8	SS-HPZC-NT6	44.5	57.2	28.5	13.8	15000 (1034)
1/2	SS-HPZC-NT8	50.8	63.5	34.9	17.0	15000 (1034)
3/4	SS-HPZC-NT12	57.2	69.9	38.1	22.3	10000 (689.5)

Adapters



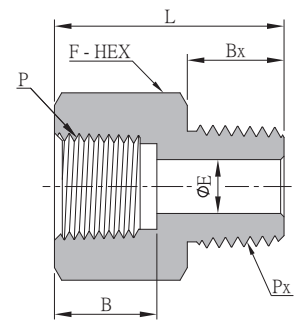
Female NPT Threads			Male NPT Threads					
P-NPT Size	Px-NPT Size	Ordering Number	Dimension, mm					Working Pressure psig (bar)
			L	F	B	Bx	E	
1/8	1/8	SS-HPA-NT2	24.5	15.9	10.4	9.7	4.8	15000 (1034)
1/8	1/4	SS-HPA-NT2-NT4	28.8	15.9	10.4	14.2	6.4	15000 (1034)
1/8	3/8	SS-HPA-NT2-NT6	29.0	17.5	10.4	14.2	7.9	15000 (1034)
1/8	1/2	SS-HPA-NT2-NT8	27.4	22.2	10.4	19.1	8.0	15000 (1034)
1/8	3/4	SS-HPA-NT2-NT12	27.4	27.0	10.4	19.1	8.0	10000 (689.5)
1/4	1/8	SS-HPA-NT4-NT2	31.8	23.8	15.0	9.7	4.8	15000 (1034)
1/4	1/4	SS-HPA-NT4	34.9	23.8	15.0	14.2	6.4	15000 (1034)
1/4	3/8	SS-HPA-NT4-NT6	34.9	23.8	15.0	14.2	7.9	15000 (1034)
1/4	1/2	SS-HPA-NT4-NT8	40.1	23.8	15.0	19.1	9.6	15000 (1034)
1/4	3/4	SS-HPA-NT4-NT12	34.1	27.0	15.0	19.1	10.4	10000 (689.5)
1/4	1	SS-HPA-NT4-NT16	34.8	34.9	15.0	23.9	10.4	10000 (689.5)
3/8	1/4	SS-HPA-NT6-NT4	36.0	28.6	15.0	14.2	6.4	15000 (1034)
3/8	3/8	SS-HPA-NT6	36.0	28.6	15.0	14.2	7.9	15000 (1034)
3/8	1/2	SS-HPA-NT6-NT8	41.0	28.6	15.0	19.1	9.6	15000 (1034)
3/8	3/4	SS-HPA-NT6-NT12	41.0	28.6	15.0	19.1	13.8	10000 (689.5)
3/8	1	SS-HPA-NT6-NT16	37.3	34.9	15.0	23.9	13.8	10000 (689.5)
1/2	1/4	SS-HPA-NT8-NT4	43.1	34.9	19.8	14.2	6.4	15000 (1034)
1/2	3/8	SS-HPA-NT8-NT6	43.1	34.9	19.8	14.2	7.9	15000 (1034)
1/2	1/2	SS-HPA-NT8	48.0	34.9	19.8	19.1	9.6	15000 (1034)
1/2	3/4	SS-HPA-NT8-NT12	48.0	34.9	19.8	19.1	14.8	10000 (689.5)
1/2	1	SS-HPA-NT8-NT16	52.8	34.9	19.8	23.9	17.0	10000 (689.5)
3/4	1/2	SS-HPA-NT12-NT8	48.1	38.1	20.6	19.1	9.6	10000 (689.5)
3/4	3/4	SS-HPA-NT12	48.1	38.1	20.6	19.1	14.8	10000 (689.5)
3/4	1	SS-HPA-NT12-NT16	52.9	38.1	20.6	23.9	20.0	10000 (689.5)
1	1/2	SS-HPA-NT16-NT8	53.3	44.5	25.4	19.1	9.6	10000 (689.5)
1	3/4	SS-HPA-NT16-NT12	53.3	44.5	25.4	19.1	14.8	10000 (689.5)
1	1	SS-HPA-NT16	58.1	44.5	25.4	23.9	20.0	10000 (689.5)

Adapters



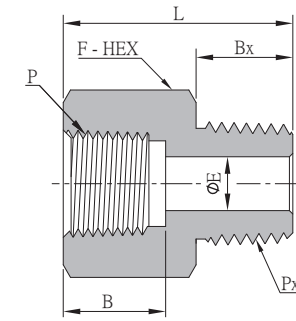
Female NPT Threads			Male ISO Tapered Threads					
P-NPT Size	Px-ISO Tapered Size	Ordering Number	Dimension, mm					Working Pressure psig (bar)
			L	F	B	Bx	E	
1/8	1/8	SS-HPA-NT2-RT2	24.5	15.9	10.4	9.7	4.8	15000 (1034)
1/8	1/4	SS-HPA-NT2-RT4	28.8	15.9	10.4	14.2	6.4	15000 (1034)
1/8	3/8	SS-HPA-NT2-RT6	29.0	17.5	10.4	14.2	7.9	15000 (1034)
1/8	1/2	SS-HPA-NT2-RT8	27.4	22.2	10.4	19.1	8.0	15000 (1034)
1/8	3/4	SS-HPA-NT2-RT12	27.4	27.0	10.4	19.1	8.0	10000 (689.5)
1/4	1/8	SS-HPA-NT4-RT2	31.8	23.8	15.0	9.7	4.8	15000 (1034)
1/4	1/4	SS-HPA-NT4-RT4	34.9	23.8	15.0	14.2	6.4	15000 (1034)
1/4	3/8	SS-HPA-NT4-RT6	34.9	23.8	15.0	14.2	7.9	15000 (1034)
1/4	1/2	SS-HPA-NT4-RT8	40.1	23.8	15.0	19.1	9.6	15000 (1034)
1/4	3/4	SS-HPA-NT4-RT12	34.1	27.0	15.0	19.1	10.4	10000 (689.5)
1/4	1	SS-HPA-NT4-RT16	34.8	34.9	15.0	23.9	10.4	10000 (689.5)
3/8	1/4	SS-HPA-NT6-RT4	36.0	28.6	15.0	14.2	6.4	15000 (1034)
3/8	3/8	SS-HPA-NT6-RT6	36.0	28.6	15.0	14.2	7.9	15000 (1034)
3/8	1/2	SS-HPA-NT6-RT8	41.0	28.6	15.0	19.1	9.6	15000 (1034)
3/8	3/4	SS-HPA-NT6-RT12	41.0	28.6	15.0	19.1	13.8	10000 (689.5)
3/8	1	SS-HPA-NT6-RT16	37.3	34.9	15.0	23.9	13.8	10000 (689.5)
1/2	1/4	SS-HPA-NT8-RT4	43.1	34.9	19.8	14.2	6.4	15000 (1034)
1/2	3/8	SS-HPA-NT8-RT6	43.1	34.9	19.8	14.2	7.9	15000 (1034)
1/2	1/2	SS-HPA-NT8-RT8	48.0	34.9	19.8	19.1	9.6	15000 (1034)
1/2	3/4	SS-HPA-NT8-RT12	48.0	34.9	19.8	19.1	14.8	10000 (689.5)
1/2	1	SS-HPA-NT8-RT16	52.8	34.9	19.8	23.9	17.0	10000 (689.5)
3/4	1/2	SS-HPA-NT12-RT8	48.1	38.1	20.6	19.1	9.6	10000 (689.5)
3/4	3/4	SS-HPA-NT12-RT12	48.1	38.1	20.6	19.1	14.8	10000 (689.5)
3/4	1	SS-HPA-NT12-RT16	52.9	38.1	20.6	23.9	20.0	10000 (689.5)
1	1/2	SS-HPA-NT16-RT8	53.3	44.5	25.4	19.1	9.6	10000 (689.5)
1	3/4	SS-HPA-NT16-RT12	53.3	44.5	25.4	19.1	14.8	10000 (689.5)
1	1	SS-HPA-NT16-RT16	58.1	44.5	25.4	23.9	20.0	10000 (689.5)

Adapters



Female ISO Tapered Threads			Male ISO Tapered Threads					Working Pressure psig (bar)
P-ISO Tapered Size	Px-ISO Tapered Size	Ordering Number	Dimension, mm					
			L	F	B	Bx	E	
1/8	1/8	SS-HPA-RT2	24.5	15.9	10.4	9.7	4.8	15000 (1034)
1/8	1/4	SS-HPA-RT2-RT4	28.8	15.9	10.4	14.2	6.4	15000 (1034)
1/8	3/8	SS-HPA-RT2-RT6	29.0	17.5	10.4	14.2	7.9	15000 (1034)
1/8	1/2	SS-HPA-RT2-RT8	27.4	22.2	10.4	19.1	8.0	15000 (1034)
1/8	3/4	SS-HPA-RT2-RT12	27.4	27.0	10.4	19.1	8.0	10000 (689.5)
1/4	1/8	SS-HPA-RT4-RT2	31.8	23.8	15.0	9.7	4.8	15000 (1034)
1/4	1/4	SS-HPA-RT4	34.9	23.8	15.0	14.2	6.4	15000 (1034)
1/4	3/8	SS-HPA-RT4-RT6	34.9	23.8	15.0	14.2	7.9	15000 (1034)
1/4	1/2	SS-HPA-RT4-RT8	40.1	23.8	15.0	19.1	9.6	15000 (1034)
1/4	3/4	SS-HPA-RT4-RT12	34.1	27.0	15.0	19.1	10.4	10000 (689.5)
1/4	1	SS-HPA-RT4-RT16	34.8	34.9	15.0	23.9	10.4	10000 (689.5)
3/8	1/4	SS-HPA-RT6-RT4	36.0	28.6	15.0	14.2	6.4	15000 (1034)
3/8	3/8	SS-HPA-RT6	36.0	28.6	15.0	14.2	7.9	15000 (1034)
3/8	1/2	SS-HPA-RT6-RT8	41.0	28.6	15.0	19.1	9.6	15000 (1034)
3/8	3/4	SS-HPA-RT6-RT12	41.0	28.6	15.0	19.1	13.8	10000 (689.5)
3/8	1	SS-HPA-RT6-RT16	37.3	34.9	15.0	23.9	13.8	10000 (689.5)
1/2	1/4	SS-HPA-RT8-RT4	43.1	34.9	19.8	14.2	6.4	15000 (1034)
1/2	3/8	SS-HPA-RT8-RT6	43.1	34.9	19.8	14.2	7.9	15000 (1034)
1/2	1/2	SS-HPA-RT8	48.0	34.9	19.8	19.1	9.6	15000 (1034)
1/2	3/4	SS-HPA-RT8-RT12	48.0	34.9	19.8	19.1	14.8	10000 (689.5)
1/2	1	SS-HPA-RT8-RT16	52.8	34.9	19.8	23.9	17.0	10000 (689.5)
3/4	1/2	SS-HPA-RT12-RT8	48.1	38.1	20.6	19.1	9.6	10000 (689.5)
3/4	3/4	SS-HPA-RT12	48.1	38.1	20.6	19.1	14.8	10000 (689.5)
3/4	1	SS-HPA-RT12-RT16	52.9	38.1	20.6	23.9	20.0	10000 (689.5)
1	1/2	SS-HPA-RT16-RT8	53.3	44.5	25.4	19.1	9.6	10000 (689.5)
1	3/4	SS-HPA-RT16-RT12	53.3	44.5	25.4	19.1	14.8	10000 (689.5)
1	1	SS-HPA-RT16	58.1	44.5	25.4	23.9	20.0	10000 (689.5)

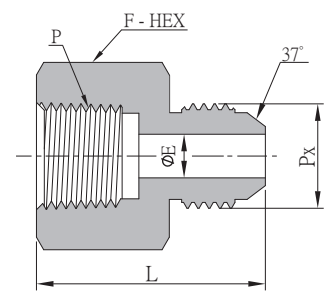
Adapters



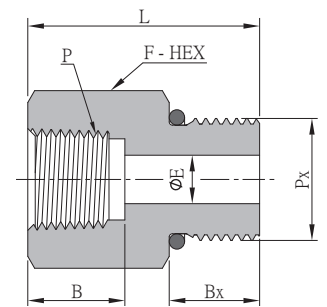
Female ISO Tapered Threads			Male NPT Threads					Working Pressure psig (bar)
P-ISO Tapered Size	Px-NPT Size	Ordering Number	Dimension, mm					
			L	F	B	Bx	E	
1/8	1/8	SS-HPA-RT2-NT2	24.5	15.9	10.4	9.7	4.8	15000 (1034)
1/8	1/4	SS-HPA-RT2-NT4	28.8	15.9	10.4	14.2	6.4	15000 (1034)
1/8	3/8	SS-HPA-RT2-NT6	29.0	17.5	10.4	14.2	7.9	15000 (1034)
1/8	1/2	SS-HPA-RT2-NT8	27.4	22.2	10.4	19.1	8.0	15000 (1034)
1/8	3/4	SS-HPA-RT2-NT12	27.4	27.0	10.4	19.1	8.0	10000 (689.5)
1/4	1/8	SS-HPA-RT4-NT2	31.8	23.8	15.0	9.7	4.8	15000 (1034)
1/4	1/4	SS-HPA-RT4-NT4	34.9	23.8	15.0	14.2	6.4	15000 (1034)
1/4	3/8	SS-HPA-RT4-NT6	34.9	23.8	15.0	14.2	7.9	15000 (1034)
1/4	1/2	SS-HPA-RT4-NT8	40.1	23.8	15.0	19.1	9.6	15000 (1034)
1/4	3/4	SS-HPA-RT4-NT12	34.1	27.0	15.0	19.1	10.4	10000 (689.5)
1/4	1	SS-HPA-RT4-NT16	34.8	34.9	15.0	23.9	10.4	10000 (689.5)
3/8	1/4	SS-HPA-RT6-NT4	36.0	28.6	15.0	14.2	6.4	15000 (1034)
3/8	3/8	SS-HPA-RT6-NT6	36.0	28.6	15.0	14.2	7.9	15000 (1034)
3/8	1/2	SS-HPA-RT6-NT8	41.0	28.6	15.0	19.1	9.6	15000 (1034)
3/8	3/4	SS-HPA-RT6-NT12	41.0	28.6	15.0	19.1	13.8	10000 (689.5)
3/8	1	SS-HPA-RT6-NT16	37.3	34.9	15.0	23.9	13.8	10000 (689.5)
1/2	1/4	SS-HPA-RT8-NT4	43.1	34.9	19.8	14.2	6.4	15000 (1034)
1/2	3/8	SS-HPA-RT8-NT6	43.1	34.9	19.8	14.2	7.9	15000 (1034)
1/2	1/2	SS-HPA-RT8-NT8	48.0	34.9	19.8	19.1	9.6	15000 (1034)
1/2	3/4	SS-HPA-RT8-NT12	48.0	34.9	19.8	19.1	14.8	10000 (689.5)
1/2	1	SS-HPA-RT8-NT16	52.8	34.9	19.8	23.9	17.0	10000 (689.5)
3/4	1/2	SS-HPA-RT12-NT8	48.1	38.1	20.6	19.1	9.6	10000 (689.5)
3/4	3/4	SS-HPA-RT12-NT12	48.1	38.1	20.6	19.1	14.8	10000 (689.5)
3/4	1	SS-HPA-RT12-NT16	52.9	38.1	20.6	23.9	20.0	10000 (689.5)
1	1/2	SS-HPA-RT16-NT8	53.3	44.5	25.4	19.1	9.6	10000 (689.5)
1	3/4	SS-HPA-RT16-NT12	53.3	44.5	25.4	19.1	14.8	10000 (689.5)
1	1	SS-HPA-RT16-NT16	58.1	44.5	25.4	23.9	20.0	10000 (689.5)



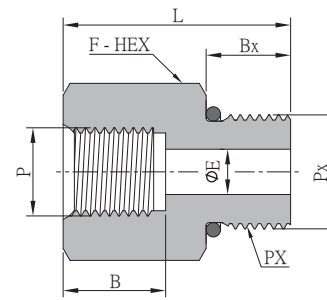
Adapters



Female NPT Threads			Male JIC			
P-NPT Size	Px-SAE/MS Thread Size	Ordering Number	Dimension, mm			Working Pressure psig (bar)
			L	F	E	
1/8	7/16-20	SS-HPA-NT2-AN4	27.8	15.9	4.4	15000 (1034)
1/4	7/16-20	SS-HPA-NT4-AN4	33.5	23.8	4.4	15000 (1034)
1/4	9/16-18	SS-HPA-NT4-AN6	33.6	23.8	5.8	15000 (1034)
3/8	9/16-18	SS-HPA-NT6-AN6	34.8	28.6	5.8	15000 (1034)
3/8	3/4-16	SS-HPA-NT6-AN8	37.4	28.6	8.0	15000 (1034)
1/2	3/4-16	SS-HPA-NT8-AN8	43.6	34.9	8.0	15000 (1034)
1/2	7/8-14	SS-HPA-NT8-AN10	46.2	34.9	10.4	15000 (1034)
1/2	1 1/16-12	SS-HPA-NT8-AN12	48.8	34.9	11.6	15000 (1034)
3/4	1 1/16-12	SS-HPA-NT12-AN12	47.9	38.1	11.6	10000 (689.5)
1	1 5/16-12	SS-HPA-NT16-AN16	55.3	44.5	14.6	10000 (689.5)

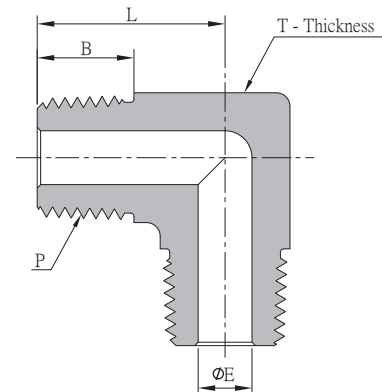


Female NPT Threads			Male SAE/MS Straight Threads					
P-NPT Size	Px-SAE/MS Thread Size	Ordering Number	Dimension, mm					Working Pressure psig (bar)
			L	F	B	Bx	E	
1/4	7/16-20	SS-HPA-NT4-SH7	30.5	23.8	15.0	11.0	4.5	9137 (630)
3/8	9/16-18	SS-HPA-NT6-SH9	32.7	28.6	15.0	12.0	7.5	9137 (630)
1/2	3/4-16	SS-HPA-NT8-SH12	40.9	34.9	19.8	14.0	10.0	9137 (630)
3/4	7/8-14	SS-HPA-NT12-SH14	42.5	38.1	20.6	16.0	12.5	9137 (630)



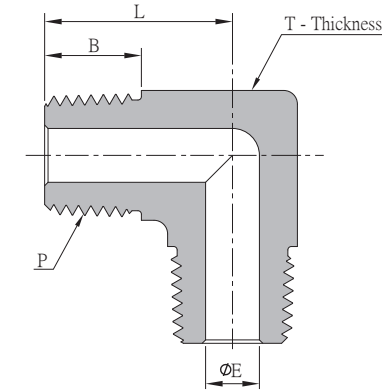
Female SAE/MS Straight Threads			Male SAE/MS Straight Threads					
P-SAE/MS Thread Size	Px-SAE/MS Thread Size	Ordering Number	Dimension, mm					Working Pressure psig (bar)
			L	F	B	Bx	E	
7/16-20	9/16-18	SS-HPA-SH7-SH9	31.8	20.6	14.0	12.0	4.5	9137 (630)
7/16-20	3/4-16	SS-HPA-SH7-SH12	31.8	22.2	14.0	14.0	4.5	9137 (630)
9/16-18	3/4-16	SS-HPA-SH9-SH12	36.0	25.4	15.5	14.0	7.5	9137 (630)
9/16-18	7/8-14	SS-HPA-SH9-SH14	36.0	25.4	15.5	16.0	7.5	9137 (630)
3/4-16	7/8-14	SS-HPA-SH12-SH14	41.8	30.2	17.5	16.0	10.0	9137 (630)

Male Elbows



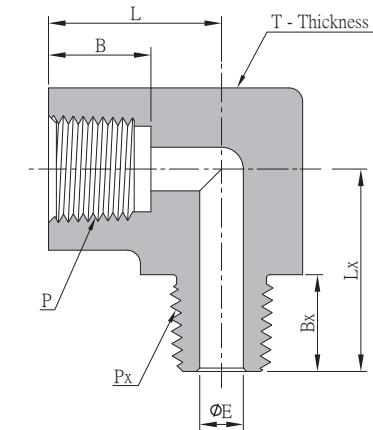
Male NPT Threads		Dimension, mm				Working Pressure psig (bar)
P-NPT Size	Ordering Number	L	B	E	T	
		1/8	SS-HPME-NT2	18.8	9.7	4.8
1/4	SS-HPME-NT4	25.3	14.2	6.4	15.9	15000 (1034)
3/8	SS-HPME-NT6	28.0	14.2	7.9	19.1	15000 (1034)
1/2	SS-HPME-NT8	36.6	19.1	9.6	25.4	15000 (1034)
3/4	SS-HPME-NT12	39.6	19.1	14.8	34.9	10000 (689.5)
1	SS-HPME-NT16	48.0	23.9	20.0	38.1	10000 (689.5)

Male Elbows



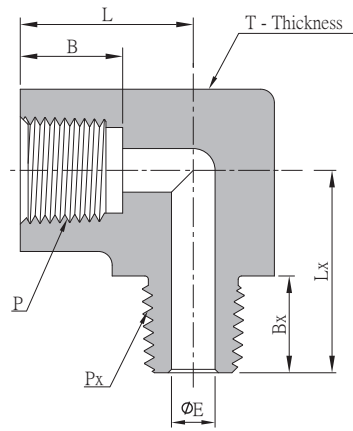
Male ISO Tapered Pipe Threads		Dimension, mm				Working Pressure psig (bar)
P-ISO Tapered Size	Ordering Number	L	B	E	T	
		1/8	SS-HPME-RT2	18.8	9.7	4.8
1/4	SS-HPME-RT4	25.3	14.2	6.4	15.9	15000 (1034)
3/8	SS-HPME-RT6	28.0	14.2	7.9	19.1	15000 (1034)
1/2	SS-HPME-RT8	36.6	19.1	9.6	25.4	15000 (1034)
3/4	SS-HPME-RT12	39.6	19.1	14.8	34.9	10000 (689.5)
1	SS-HPME-RT16	48.0	23.9	20.0	38.1	10000 (689.5)

Street Elbows



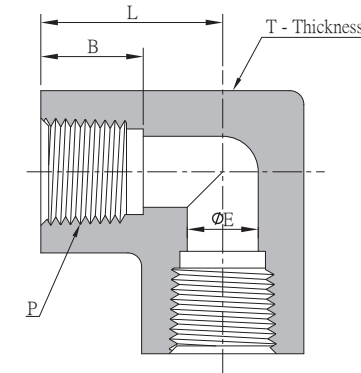
Female NPT Threads			Male NPT Threads						
P-NPT Size	Px-NPT Size	Ordering Number	Dimension, mm					Working Pressure psig (bar)	
			L	B	E	Lx	Bx		T
1/8	1/8	SS-HPSE-NT2	18.8	10.4	4.8	20.9	9.7	15.9	15000 (1034)
1/8	1/4	SS-HPSE-NT2-NT4	19.8	10.4	6.4	25.5	14.2	15.9	15000 (1034)
1/8	3/8	SS-HPSE-NT2-NT6	24.2	10.4	7.9	27.2	14.2	19.1	15000 (1034)
1/4	1/4	SS-HPSE-NT4	25.4	15.0	6.4	29.7	14.2	23.8	15000 (1034)
1/4	3/8	SS-HPSE-NT4-NT6	25.9	15.0	7.9	33.1	14.2	23.8	15000 (1034)
1/4	1/2	SS-HPSE-NT4-NT8	29.1	15.0	9.6	35.5	19.1	25.4	15000 (1034)
3/8	3/8	SS-HPSE-NT6	23.6	15.0	7.9	33.0	14.2	28.6	15000 (1034)
3/8	1/2	SS-HPSE-NT6-NT8	28.1	15.0	9.6	37.3	19.1	28.6	15000 (1034)
3/8	3/4	SS-HPSE-NT6-NT12	31.2	15.0	13.8	39.6	19.1	34.9	10000 (689.5)
1/2	1/2	SS-HPSE-NT8	39.4	19.8	9.6	40.8	19.1	34.9	15000 (1034)
1/2	3/4	SS-HPSE-NT8-NT12	36.2	19.8	14.8	40.9	19.1	34.9	10000 (689.5)
1/2	1	SS-HPSE-NT8-NT16	36.9	19.8	17.0	47.3	23.9	38.1	10000 (689.5)
3/4	3/4	SS-HPSE-NT12	40.8	20.6	14.8	44.9	19.1	38.1	10000 (689.5)
3/4	1	SS-HPSE-NT12-NT16	41.4	20.6	20.0	47.3	23.9	38.1	10000 (689.5)
1	1	SS-HPSE-NT16	48.5	25.4	20.0	52.5	23.9	44.5	10000 (689.5)

Street Elbows



Female ISO Tapered Pipe Threads			Male ISO Tapered Threads						
P-ISO Tapered Size	Px-ISO Tapered Size	Ordering Number	Dimension, mm						Working Pressure psig (bar)
			L	B	E	Lx	Bx	T	
1/8	1/8	SS-HPSE-RT2	18.8	10.4	4.8	20.9	9.7	15.9	15000 (1034)
1/8	1/4	SS-HPSE-RT2-RT4	19.8	10.4	6.4	25.5	14.2	15.9	15000 (1034)
1/8	3/8	SS-HPSE-RT2-RT6	24.2	10.4	7.9	27.2	14.2	19.1	15000 (1034)
1/4	1/4	SS-HPSE-RT4	25.4	15.0	6.4	29.7	14.2	23.8	15000 (1034)
1/4	3/8	SS-HPSE-RT4-RT6	25.9	15.0	7.9	33.1	14.2	23.8	15000 (1034)
1/4	1/2	SS-HPSE-RT4-RT8	29.1	15.0	9.6	35.5	19.1	25.4	15000 (1034)
3/8	3/8	SS-HPSE-RT6	23.6	15.0	7.9	33.0	14.2	28.6	15000 (1034)
3/8	1/2	SS-HPSE-RT6-RT8	28.1	15.0	9.6	37.3	19.1	28.6	15000 (1034)
3/8	3/4	SS-HPSE-RT6-RT12	31.2	15.0	13.8	39.6	19.1	34.9	10000 (689.5)
1/2	1/2	SS-HPSE-RT8	39.4	19.8	9.6	40.8	19.1	34.9	15000 (1034)
1/2	3/4	SS-HPSE-RT8-RT12	36.2	19.8	14.8	40.9	19.1	34.9	10000 (689.5)
1/2	1	SS-HPSE-RT8-RT16	36.9	19.8	17.0	47.3	23.9	38.1	10000 (689.5)
3/4	3/4	SS-HPSE-RT12	40.8	20.6	14.8	44.9	19.1	38.1	10000 (689.5)
3/4	1	SS-HPSE-RT12-RT16	41.4	20.6	20.0	47.3	23.9	38.1	10000 (689.5)
1	1	SS-HPSE-RT16	48.5	25.4	20.0	52.5	23.9	44.5	10000 (689.5)

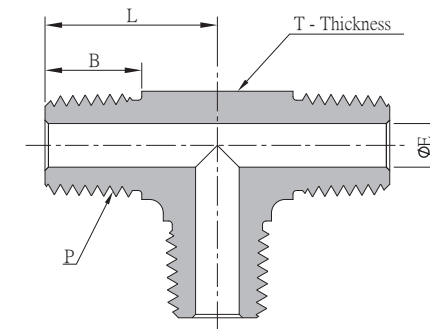
Female Elbows



Female NPT Threads						
P-NPT Size	Ordering Number	Dimension, mm				Working Pressure psig (bar)
		L	B	E	T	
1/8	SS-HPE-NT2	20.1	10.4	8.0	15.9	15000 (1034)
1/4	SS-HPE-NT4	26.0	15.0	10.4	23.8	15000 (1034)
3/8	SS-HPE-NT6	29.6	15.0	13.8	28.6	15000 (1034)
1/2	SS-HPE-NT8	39.3	19.8	17.0	34.9	15000 (1034)
3/4	SS-HPE-NT12	37.8	20.6	22.3	38.1	10000 (689.5)
1	SS-HPE-NT16	52.5	25.4	28.1	44.5	10000 (689.5)

Female ISO Tapered Threads						
P-ISO Tapered Size	Ordering Number	Dimension, mm				Working Pressure psig (bar)
		L	B	E	T	
1/8	SS-HPE-RT2	20.1	10.4	8.0	15.9	15000 (1034)
1/4	SS-HPE-RT4	26.0	15.0	10.4	23.8	15000 (1034)
3/8	SS-HPE-RT6	29.6	15.0	13.8	28.6	15000 (1034)
1/2	SS-HPE-RT8	39.3	19.8	17.0	34.9	15000 (1034)
3/4	SS-HPE-RT12	37.8	20.6	22.3	38.1	10000 (689.5)
1	SS-HPE-RT16	52.5	25.4	28.1	44.5	10000 (689.5)

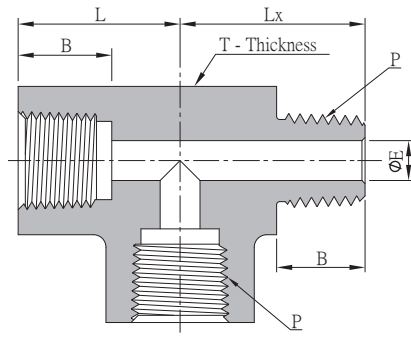
Male Tees



Male NPT Threads						
P-NPT Size	Ordering Number	Dimension, mm				Working Pressure psig (bar)
		L	B	E	T	
1/8	SS-HPMT-NT2	18.8	9.7	4.8	12.7	15000 (1034)
1/4	SS-HPMT-NT4	25.3	14.2	6.4	15.9	15000 (1034)
3/8	SS-HPMT-NT6	28.0	14.2	7.9	19.1	15000 (1034)
1/2	SS-HPMT-NT8	36.6	19.1	9.6	25.4	15000 (1034)
3/4	SS-HPMT-NT12	39.6	19.1	14.8	34.9	10000 (689.5)
1	SS-HPMT-NT16	48.0	23.9	20.0	38.1	10000 (689.5)

Male ISO Tapered Threads						
P-ISO Tapered Size	Ordering Number	Dimension, mm				Working Pressure psig (bar)
		L	B	E	T	
1/8	SS-HPMT-RT2	18.8	9.7	4.8	12.7	15000 (1034)
1/4	SS-HPMT-RT4	25.3	14.2	6.4	15.9	15000 (1034)
3/8	SS-HPMT-RT6	28.0	14.2	7.9	19.1	15000 (1034)
1/2	SS-HPMT-RT8	36.6	19.1	9.6	25.4	15000 (1034)
3/4	SS-HPMT-RT12	39.6	19.1	14.8	34.9	10000 (689.5)
1	SS-HPMT-RT16	48.0	23.9	20.0	38.1	10000 (689.5)

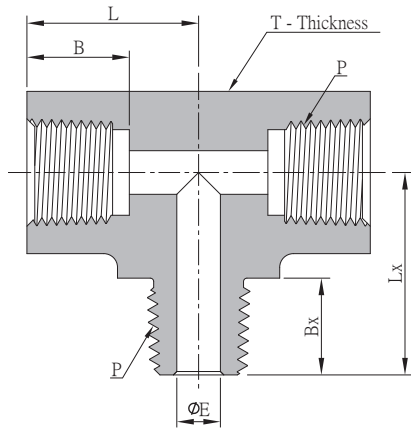
Male Street Tees



NPT Threads								
P-NPT Size	Ordering Number	Dimension, mm						Working Pressure psig (bar)
		L	B	Lx	Bx	E	T	
1/8	SS-HPST-NT2	19.4	10.4	20.9	9.7	4.8	15.9	15000 (1034)
1/4	SS-HPST-NT4	25.4	15.0	29.7	14.2	6.4	23.8	15000 (1034)
3/8	SS-HPST-NT6	29.7	15.0	33.0	14.2	7.9	28.6	15000 (1034)
1/2	SS-HPST-NT8	39.4	19.8	40.8	19.1	9.6	34.9	15000 (1034)
3/4	SS-HPST-NT12	43.8	20.6	42.7	19.1	14.8	38.1	10000 (689.5)
1	SS-HPST-NT16	52.5	25.4	52.3	23.9	20.0	44.5	10000 (689.5)

ISO Tapered Pipe Threads								
P-ISO Tapered Size	Ordering Number	Dimension, mm						Working Pressure psig (bar)
		L	B	Lx	Bx	E	T	
1/8	SS-HPST-RT2	19.4	10.4	20.9	9.7	4.8	15.9	15000 (1034)
1/4	SS-HPST-RT4	25.4	15.0	29.7	14.2	6.4	23.8	15000 (1034)
3/8	SS-HPST-RT6	29.7	15.0	33.0	14.2	7.9	28.6	15000 (1034)
1/2	SS-HPST-RT8	39.4	19.8	40.8	19.1	9.6	34.9	15000 (1034)
3/4	SS-HPST-RT12	43.8	20.6	42.7	19.1	14.8	38.1	10000 (689.5)
1	SS-HPST-RT16	52.5	25.4	52.3	23.9	20.0	44.5	10000 (689.5)

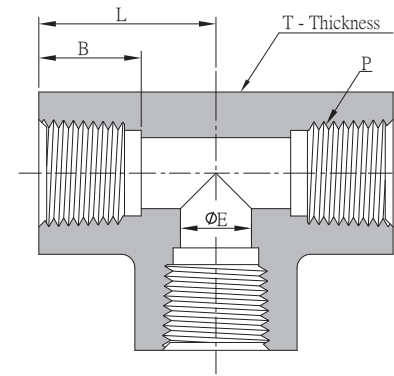
Male Branch Tees



NPT Threads								
P-NPT Size	Ordering Number	Dimension, mm						Working Pressure psig (bar)
		L	B	Lx	Bx	E	T	
1/8	SS-HPBT-NT2	18.8	10.4	20.9	9.7	4.8	15.9	15000 (1034)
1/4	SS-HPBT-NT4	25.2	15.0	29.7	14.2	6.4	23.8	15000 (1034)
3/8	SS-HPBT-NT6	27.7	15.0	32.0	14.2	7.9	28.6	15000 (1034)
1/2	SS-HPBT-NT8	37.6	19.8	40.8	19.1	9.6	34.9	15000 (1034)
3/4	SS-HPBT-NT12	40.8	20.6	44.9	19.1	14.8	38.1	10000 (689.5)
1	SS-HPBT-NT16	48.5	25.4	52.5	23.9	20.0	44.5	10000 (689.5)

ISO Tapered Pipe Threads								
P-ISO Tapered Size	Ordering Number	Dimension, mm						Working Pressure psig (bar)
		L	B	Lx	Bx	E	T	
1/8	SS-HPBT-RT2	18.8	10.4	20.9	9.7	4.8	15.9	15000 (1034)
1/4	SS-HPBT-RT4	25.2	15.0	29.7	14.2	6.4	23.8	15000 (1034)
3/8	SS-HPBT-RT6	27.7	15.0	32.0	14.2	7.9	28.6	15000 (1034)
1/2	SS-HPBT-RT8	37.6	19.8	40.8	19.1	9.6	34.9	15000 (1034)
3/4	SS-HPBT-RT12	40.8	20.6	44.9	19.1	14.8	38.1	10000 (689.5)
1	SS-HPBT-RT16	48.5	25.4	52.5	23.9	20.0	44.5	10000 (689.5)

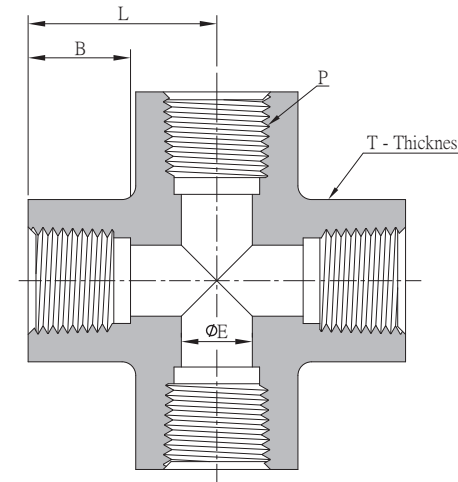
Female Tees



Female NPT Threads						
P-NPT Size	Ordering Number	Dimension, mm				Working Pressure psig (bar)
		L	B	E	T	
1/8	SS-HPT-NT2	20.1	10.4	8.0	15.9	15000 (1034)
1/4	SS-HPT-NT4	26.0	15.0	10.4	23.8	15000 (1034)
3/8	SS-HPT-NT6	29.6	15.0	13.8	28.6	15000 (1034)
1/2	SS-HPT-NT8	39.3	19.8	17.0	34.9	15000 (1034)
3/4	SS-HPT-NT12	37.8	20.6	22.3	38.1	10000 (689.5)
1	SS-HPT-NT16	52.5	25.4	28.1	44.5	10000 (689.5)

Female ISO Tapered Pipe Threads						
P-ISO Tapered Size	Ordering Number	Dimension, mm				Working Pressure psig (bar)
		L	B	E	T	
1/8	SS-HPT-RT2	20.1	10.4	8.0	15.9	15000 (1034)
1/4	SS-HPT-RT4	26.0	15.0	10.4	23.8	15000 (1034)
3/8	SS-HPT-RT6	29.6	15.0	13.8	28.6	15000 (1034)
1/2	SS-HPT-RT8	39.3	19.8	17.0	34.9	15000 (1034)
3/4	SS-HPT-RT12	37.8	20.6	22.3	38.1	10000 (689.5)
1	SS-HPT-RT16	52.5	25.4	28.1	44.5	10000 (689.5)

Female Crosses



Female NPT Threads						
P-NPT Size	Ordering Number	Dimension, mm				Working Pressure psig (bar)
		L	B	E	T	
1/8	SS-HPCR-NT2	18.9	10.4	8.0	15.9	15000 (1034)
1/4	SS-HPCR-NT4	27.7	15.0	10.4	23.8	15000 (1034)
3/8	SS-HPCR-NT6	29.6	15.0	13.8	28.6	15000 (1034)
1/2	SS-HPCR-NT8	37.9	19.8	17.0	34.9	15000 (1034)
3/4	SS-HPCR-NT12	37.8	20.6	22.3	38.1	10000 (689.5)
1	SS-HPCR-NT16	48.5	25.4	28.1	44.5	10000 (689.5)

Female ISO Tapered Pipe Threads						
P-ISO Tapered Size	Ordering Number	Dimension, mm				Working Pressure psig (bar)
		L	B	E	T	
1/8	SS-HPCR-RT2	18.9	10.4	8.0	15.9	15000 (1034)
1/4	SS-HPCR-RT4	27.7	15.0	10.4	23.8	15000 (1034)
3/8	SS-HPCR-RT6	29.6	15.0	13.8	28.6	15000 (1034)
1/2	SS-HPCR-RT8	37.9	19.8	17.0	34.9	15000 (1034)
3/4	SS-HPCR-RT12	37.8	20.6	22.3	38.1	10000 (689.5)
1	SS-HPCR-RT16	48.5	25.4	28.1	44.5	10000 (689.5)