

High Pressure Check Valves

C15, C15B Series, 15,000 psi (1034 bar)

C20, C20B Series, 20,000 psi (1379 bar)

C60, C60B Series, 60,000 psi (4137 bar)



510 Clinton Square
Rochester
New York
USA 14604

Tel.: 1-855-693-4638
Fax: 1-877-297-4661
E-mail: info@finelok.com



www.finelok.com

Contents

| | |
|--------------------------|---|
| C15 Series | |
| O-Ring Check Valves | 1 |
| Pipe O-Ring Check Valves | 2 |
| C15B Series | |
| Ball Check Valves | 3 |
| Pipe Ball Check Valves | 4 |
| C20 Series | |
| O-Ring Check Valves | 5 |
| C20B Series | |
| Ball Check Valves | 6 |
| C60 Series | |
| O-Ring Check Valves | 7 |
| C60B Series | |
| Ball Check Valves | 8 |
| Ordering Information | 9 |

C15 Series

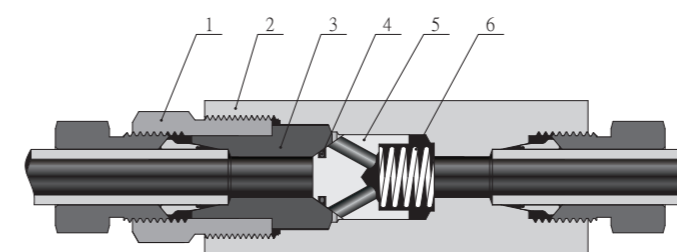
15,000 psi (1034 bar)

O-Ring Check Valves

Features

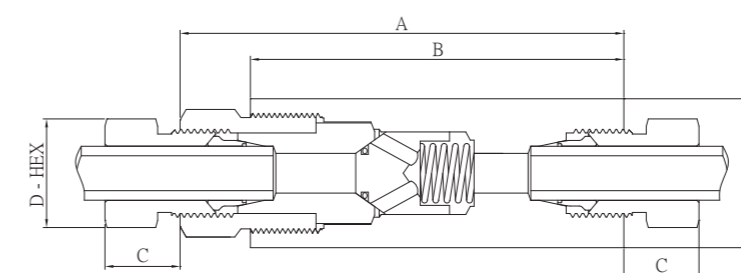
- ☆ Provides unidirectional flow and tight shut-off for liquids and gas with high reliability. When differential drops below cracking pressure, valves shuts off (Not for use as relief valve).
- ☆ Tubing sizes available for 1/4", 3/8", 1/2".
- ☆ Resilient O-ring seat design for noise-free closing leakage-free.
- ☆ Maximum working pressure: 15,000 psig (1034 bar).
- ☆ Working temperature: 0°F (-17.8°C) to 400°F (204°C).
- ☆ Cracking pressure: 14 psig ~ 26 psig (0.966 bar ~ 1.794 bar).

Standard Materials



| Item | Component | Valve Material |
|------|-------------|----------------------------|
| 1 | Cover Gland | 316 SS/A479 |
| 2 | Valve Body | 316 SS/A479 |
| 3 | Cover | 316 SS/A479 |
| 4 | O-Ring | Fluorocarbon FKM |
| 5 | Poppet | 316 SS/A479 |
| 6 | Spring | 300 Series Stainless Steel |
| | Lubricant | Molybdenum disulfide |

Technical Data and Dimensions



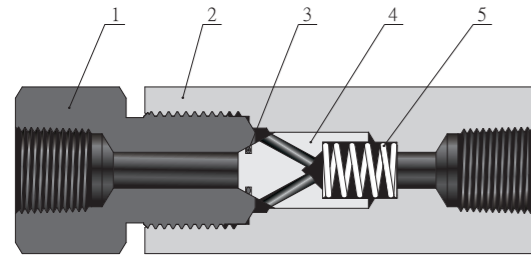
| Ordering Number | Connection Type | Orifice in.(mm) | Rated Cv | A | B | C | D - HEX | HEX | Pressure/Temperature Rating psig (bar) @ Room Temperature |
|-----------------|-----------------|-----------------|----------|---------------|--------------|--------------|--------------|--------------|---|
| | | | | in. (mm) | | | | | |
| SS-C15-S4 | 15S4 | 0.188 (4.78) | 0.63 | 3.18 (80.77) | 2.56 (65.02) | 0.44 (11.18) | 0.63 (16.00) | 0.81 (20.57) | 15,000 (1034) |
| SS-C15-S6 | 15S6 | 0.250 (6.35) | 1.70 | 3.56 (90.42) | 3.00 (76.20) | 0.53 (13.46) | 0.75 (19.05) | 1.00 (25.40) | 15,000 (1034) |
| SS-C15-S8 | 15S8 | 0.375 (9.53) | 3.40 | 4.18 (106.17) | 3.50 (88.90) | 0.53 (13.46) | 0.93 (23.62) | 1.38 (35.05) | 15,000 (1034) |

Pipe O-Ring Check Valves

Features

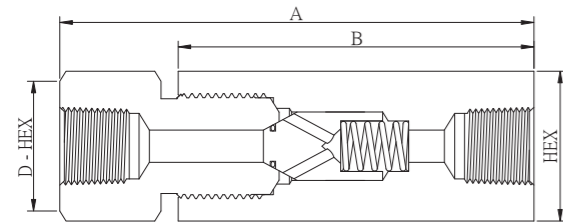
- ☆ Provides unidirectional flow and tight shut-off for liquids and gas with high reliability. When differential drops below cracking pressure, valves shuts off (Not for use as relief valve).
- ☆ Resilient O-ring seat design for noise-free closing leakage-free.
- ☆ Maximum working pressure: 15,000 psig (1034 bar).
- ☆ Working temperature: 0°F (-17.8°C) to 400°F (204°C).
- ☆ Cracking pressure: 14 psig ~ 26 psig (0.966 bar~1.794 bar).

Standard Materials



| Item | Component | Valve Material |
|------|-------------|----------------------------|
| 1 | Cover Gland | 316 SS/A479 |
| 2 | Valve Body | 316 SS/A479 |
| 3 | O-Ring | Fluorocarbon FKM |
| 4 | Poppet | 316 SS/A479 |
| 5 | Spring | 300 Series Stainless Steel |
| | Lubricant | Molybdenum disulfide |

Technical Data and Dimensions



| Ordering Number | Connection Type | Orifice in.(mm) | Rated Cv | A | B | D - HEX | HEX | Pressure/Temperature Rating psig (bar) @ Room Temperature |
|-----------------|-----------------|-----------------|----------|---------------|--------------|--------------|--------------|---|
| | | | | in. (mm) | | | | |
| SS-C15-FNT4 | FNT4 | 0.12 (3.05) | 0.28 | 3.37 (85.60) | 2.38 (60.33) | 0.94 (23.81) | 0.94 (23.81) | 15,000 (1034) |
| SS-C15-FNT6 | FNT6 | 0.22 (5.59) | 0.84 | 3.95 (100.33) | 2.88 (73.15) | 1.13 (28.58) | 1.13 (28.58) | 15,000 (1034) |
| SS-C15-FNT8 | FNT8 | 0.34 (8.70) | 2.30 | 4.63 (117.50) | 3.5 (88.90) | 1.38 (34.93) | 1.38 (34.93) | 15,000 (1034) |

C15B Series

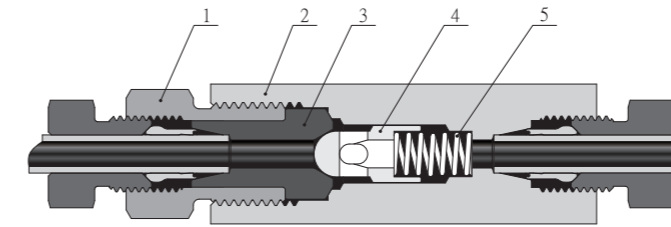
15,000 psi (1034 bar)

Ball Check Valves

Features

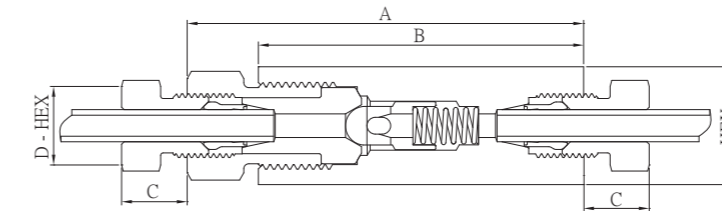
- ☆ Prevents reverse flow where leak-tight shut-off is not mandatory. When differential drops below cracking pressure, valves closes (Not for use as relief valve).
- ☆ Tubing sizes available for 1/4", 3/8", 1/2".
- ☆ Maximum working pressure:15,000 psig (1034 bar).
- ☆ Working temperature: -325°F (-198°C) to 800°F (427°C).
- ☆ Ball and poppet are an integral design to assure positive, in-line seating without "chatter". poppet is designed essentially for axial flow with minimum pressure drop.

Standard Materials



| Item | Component | Valve Material |
|------|-------------|----------------------------|
| 1 | Cover Gland | 316 SS/A479 |
| 2 | Valve Body | 316 SS/A479 |
| 3 | Cover | 316 SS/A479 |
| 4 | Ball Poppet | 316 SS/A479 |
| 5 | Spring | 300 Series Stainless Steel |
| | Lubricant | Molybdenum disulfide |

Technical Data and Dimensions



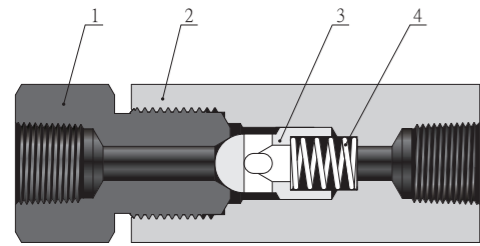
| Ordering Number | Connection Type | Orifice in.(mm) | Rated Cv | A | B | C | D - HEX | HEX | Pressure/Temperature Rating psig (bar) @ Room Temperature |
|-----------------|-----------------|-----------------|----------|---------------|--------------|--------------|--------------|--------------|---|
| | | | | in. (mm) | | | | | |
| SS-C15B-S4 | 15S4 | 0.188 (4.78) | 0.63 | 3.18 (80.77) | 2.56 (65.02) | 0.44 (11.18) | 0.63 (16.00) | 0.81 (20.57) | 15,000 (1034) |
| SS-C15B-S6 | 15S6 | 0.250 (6.35) | 1.70 | 3.56 (90.42) | 3.00 (76.20) | 0.53 (13.46) | 0.75 (19.05) | 1.00 (25.40) | 15,000 (1034) |
| SS-C15B-S8 | 15S8 | 0.375 (9.53) | 3.40 | 4.18 (106.17) | 3.50 (88.90) | 0.53 (13.46) | 0.93 (23.62) | 1.38 (35.05) | 15,000 (1034) |

Pipe Ball Check Valves

Features

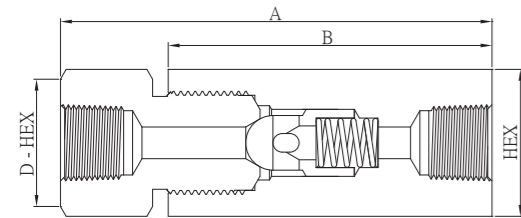
- ☆ Prevents reverse flow where leak-tight shut-off is not mandatory. When differential drops below cracking pressure, valves closes (Not for use as relief valve).
- ☆ Maximum working pressure: 15,000 psig (1034 bar).
- ☆ Working temperature: -325°F (-198°C) to 400°F (204°C).
- ☆ Ball and poppet are an integral design to assure positive, in-line seating without "chatter". poppet is designed essentially for axial flow with minimum pressure drop.

Standard Materials



| Item | Component | Valve Material |
|------|-------------|----------------------------|
| 1 | Cover Gland | 316 SS/A479 |
| 2 | Valve Body | 316 SS/A479 |
| 3 | Ball Poppet | 316 SS/A479 |
| 4 | Spring | 300 Series Stainless Steel |
| | Lubricant | Molybdenum disulfide |

Technical Data and Dimensions



| Ordering Number | Connection Type | Orifice in.(mm) | Rated Cv | A | B | D - HEX | HEX | Pressure/Temperature Rating psig (bar) @ Room Temperature |
|-----------------|-----------------|-----------------|----------|---------------|--------------|--------------|--------------|---|
| | | | | in. (mm) | | | | |
| SS-C15B-FNT4 | FNT4 | 0.12 (3.05) | 0.28 | 3.37 (85.60) | 2.38 (60.33) | 0.94 (23.81) | 0.94 (23.81) | 15,000 (1034) |
| SS-C15B-FNT6 | FNT6 | 0.22 (5.59) | 0.84 | 3.95 (100.33) | 2.88 (73.15) | 1.13 (28.58) | 1.13 (28.58) | 15,000 (1034) |
| SS-C15B-FNT8 | FNT8 | 0.36 (9.12) | 2.30 | 5.36 (136.14) | 3.88 (98.55) | 1.38 (34.93) | 1.38 (34.93) | 15,000 (1034) |

C20 Series

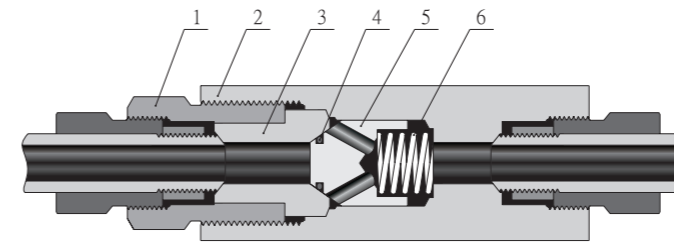
20,000 psi (1379 bar)

O-Ring Check Valves

Features

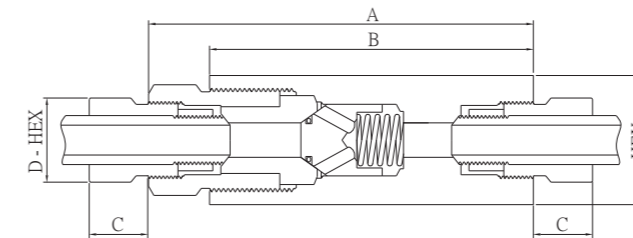
- ☆ Provides unidirectional flow and tight shut-off for liquids and gas with high reliability. When differential drops below cracking pressure, valves shuts off (Not for use as relief valve).
- ☆ Tubing sizes available for 1/4" to 1".
- ☆ Resilient O-ring seat design for noise-free closing leakage-free.
- ☆ Maximum working pressure: 20,000 psig (1379 bar).
- ☆ Working temperature: 0°F (-17.8°C) to 400°F (204°C).
- ☆ Cracking pressure: 14 psig ~ 26 psig (0.966 bar~1.794 bar).

Standard Materials



| Item | Component | Valve Material |
|------|-------------|----------------------------|
| 1 | Cover Gland | 316 SS/A479 |
| 2 | Valve Body | 316 SS/A479 |
| 3 | Cover | 316 SS/A479 |
| 4 | O-Ring | Fluorocarbon FKM |
| 5 | Poppet | 316 SS/A479 |
| 6 | Spring | 300 Series Stainless Steel |
| | Lubricant | Molybdenum disulfide |

Technical Data and Dimensions



| Ordering Number | Connection Type | Orifice in.(mm) | Rated Cv | A | B | C | D - HEX | HEX | Pressure/Temperature Rating psig (bar) @ Room Temperature |
|-----------------|-----------------|-----------------|----------|---------------|---------------|--------------|--------------|--------------|---|
| | | | | in. (mm) | | | | | |
| SS-C20-S4 | 20S4 | 0.125 (3.18) | 0.28 | 2.94 (74.68) | 2.50 (63.50) | 0.38 (9.65) | 0.50 (12.70) | 0.81 (20.57) | 20,000 (1379) |
| SS-C20-S6 | 20S6 | 0.218 (5.54) | 0.84 | 3.12 (79.25) | 2.62 (66.55) | 0.47 (11.94) | 0.62 (15.75) | 1.00 (25.40) | 20,000 (1379) |
| SS-C20-S9 | 20S9 | 0.359 (9.12) | 2.30 | 4.18 (106.17) | 3.50 (88.90) | 0.53 (13.46) | 0.94 (23.88) | 1.38 (35.05) | 20,000 (1379) |
| SS-C20-S12 | 20S12 | 0.516(13.11) | 4.70 | 5.50 (139.70) | 4.75 (120.65) | 0.62 (15.75) | 1.19 (30.23) | 1.75 (44.45) | 20,000 (1379) |
| SS-C20-S16 | 20S16 | 0.688(17.48) | 7.40 | 6.63 (168.40) | 5.75 (146.05) | 0.72 (18.29) | 1.38 (35.05) | 2.12 (53.85) | 20,000 (1379) |

C20B Series

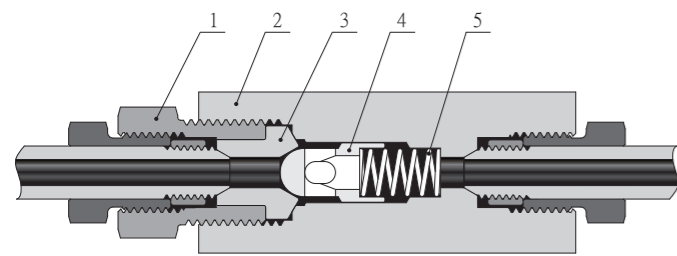
20,000 psi (1379 bar)

Ball Check Valves

Features

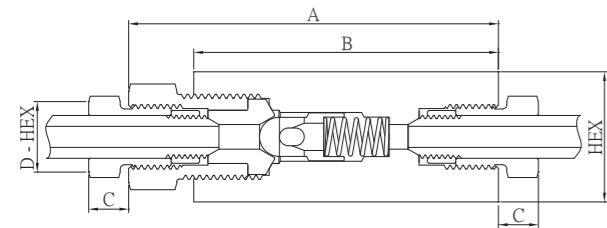
- ☆ Prevents reverse flow where leak-tight shut-off is not mandatory. When differential drops below cracking pressure, valves closes. (Not for use as relief valve)
- ☆ Tubing sizes available for 1/4" to 1".
- ☆ Maximum working pressure: 20,000 psig (1379 bar).
- ☆ Working temperature: -423°F (-252°C) to 1200°F (649°C).
- ☆ Ball and poppet are an integral design to assure positive, in-line seating without "chatter". poppet is designed essentially for axial flow with minimum pressure drop.

Standard Materials



| Item | Component | Valve Material |
|------|-------------|----------------------------|
| 1 | Cover Gland | 316 SS/A479 |
| 2 | Valve Body | 316 SS/A479 |
| 3 | Cover | 316 SS/A479 |
| 4 | Ball Poppet | 316 SS/A479 |
| 5 | Spring | 300 Series Stainless Steel |
| | Lubricant | Molybdenum disulfide |

Technical Data and Dimensions



| Ordering Number | Connection Type | Orifice in.(mm) | Rated Cv | in. (mm) | | | | | Pressure/Temperature Rating psig (bar) @ Room Temperature |
|-----------------|-----------------|-----------------|----------|---------------|---------------|--------------|--------------|--------------|---|
| | | | | A | B | C | D - HEX | HEX | |
| SS-C20B-S4 | 20S4 | 0.125 (3.18) | 0.28 | 2.94 (74.68) | 2.50 (63.50) | 0.38 (9.65) | 0.50 (12.70) | 0.81 (20.57) | 20,000 (1379) |
| SS-C20B-S6 | 20S6 | 0.218 (5.54) | 0.84 | 3.12 (79.25) | 2.62 (66.55) | 0.47 (11.94) | 0.62 (15.75) | 1.00 (25.40) | 20,000 (1379) |
| SS-C20B-S9 | 20S9 | 0.359 (9.12) | 2.30 | 4.18 (106.17) | 3.50 (88.90) | 0.53 (13.46) | 0.94 (23.88) | 1.38 (35.05) | 20,000 (1379) |
| SS-C20B-S12 | 20S12 | 0.516(13.11) | 4.70 | 5.50 (139.70) | 4.75 (120.65) | 0.62 (15.75) | 1.19 (30.23) | 1.75 (44.45) | 20,000 (1379) |
| SS-C20B-S16 | 20S16 | 0.688(17.48) | 7.40 | 6.63 (168.40) | 5.75 (146.05) | 0.72 (18.29) | 1.38 (35.05) | 2.12 (53.85) | 20,000 (1379) |

C60 Series

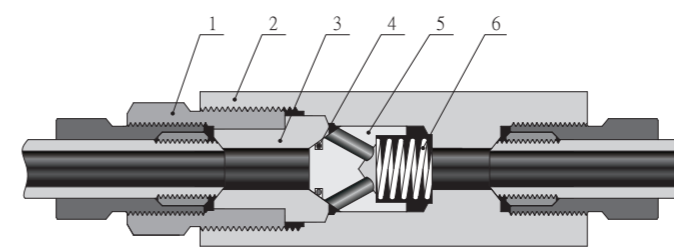
60,000 psi (4137 bar)

O-Ring Check Valves

Features

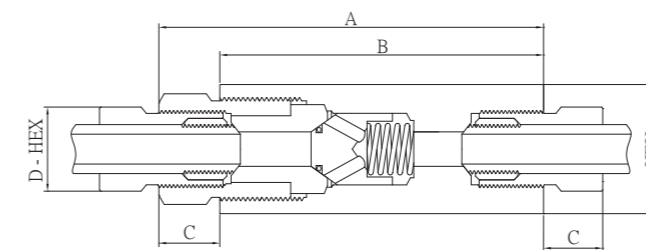
- ☆ Provides unidirectional flow and tight shut-off for liquids and gas with high reliability. When differential drops below cracking pressure, valves shuts off (Not for use as relief valve).
- ☆ Tubing sizes available for 1/4" to 9/16".
- ☆ Resilient O-ring seat design for noise-free closing leakage-free.
- ☆ Maximum working pressure: 60,000 psig (4137 bar).
- ☆ Working temperature: 0°F (-17.8°C) to 400°F (204°C).
- ☆ Cracking pressure: 14 psig ~ 26 psig (0.966 bar~1.794 bar).

Standard Materials



| Item | Component | Valve Material |
|------|-------------|----------------------------|
| 1 | Cover Gland | 316 SS/A479 |
| 2 | Valve Body | 316 SS/A479 |
| 3 | Cover | 316 SS/A479 |
| 4 | O-Ring | Fluorocarbon FKM |
| 5 | Poppet | 316 SS/A479 |
| 6 | Spring | 300 Series Stainless Steel |
| | Lubricant | Molybdenum disulfide |

Technical Data and Dimensions



| Ordering Number | Connection Type | Orifice in.(mm) | Rated Cv | in (mm) | | | | | Pressure/Temperature Rating psig (bar) @ Room Temperature |
|-----------------|-----------------|-----------------|----------|---------------|--------------|--------------|--------------|--------------|---|
| | | | | A | B | C | D - HEX | HEX | |
| SS-C60-S4 | 60S4 | 0.094(2.39) | 0.15 | 3.38 (85.85) | 2.50 (63.50) | 0.50 (12.70) | 0.63 (16.00) | 1.18 (29.97) | 60,000 (4137) |
| SS-C60-S6 | 60S6 | 0.125(3.18) | 0.28 | 3.75 (95.25) | 2.62 (66.55) | 0.53 (13.46) | 0.75 (19.05) | 1.18 (29.97) | 60,000 (4137) |
| SS-C60-S9 | 60S9 | 0.187(4.75) | 0.63 | 4.62 (117.35) | 3.38 (85.85) | 0.81 (20.57) | 1.12 (28.45) | 1.50 (38.10) | 60,000 (4137) |

C60B Series

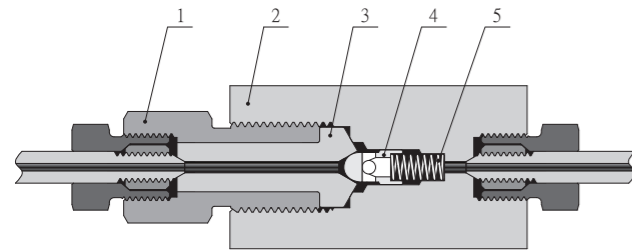
60,000 psi (4137 bar)

Ball Check Valves

Features

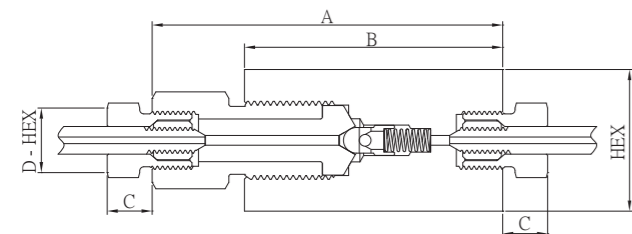
- ☆ Prevents reverse flow where leak-tight shut-off is not mandatory. When differential drops below cracking pressure, valves closes. (Not for use as relief valve)
- ☆ Tubing sizes available for 1/4" to 9/16".
- ☆ Maximum working pressure: 60,000 psig (4137 bar).
- ☆ Working temperature: -423°F (-252°C) to 1200°F (649°C).
- ☆ Ball is cradled in floating poppet to assure positive, in-line seating without "chatter". poppet is designed essentially for axial flow with minimum pressure drop.

Standard Materials



| Item | Component | Valve Material |
|------|-------------|----------------------------|
| 1 | Cover Gland | 316 SS/A479 |
| 2 | Valve Body | 316 SS/A479 |
| 3 | Cover | 316 SS/A479 |
| 4 | Ball Poppet | 316 SS/A479 |
| 5 | Spring | 300 Series Stainless Steel |
| | Lubricant | Molybdenum disulfide |

Technical Data and Dimensions



| Ordering Number | Connection Type | Orifice in.(mm) | Rated Cv | A | B | C | D - HEX | HEX | Pressure/Temperature Rating psig (bar) @ Room Temperature |
|-----------------|-----------------|-----------------|----------|---------------|--------------|--------------|--------------|--------------|---|
| | | | | in. (mm) | | | | | |
| SS-C60B-S4 | 60S4 | 0.094 (2.39) | 0.15 | 3.38 (85.85) | 2.50 (63.50) | 0.50 (12.70) | 0.63 (16.00) | 1.18 (29.97) | 60,000 (4137) |
| SS-C60B-S6 | 60S6 | 0.125 (3.18) | 0.28 | 3.75 (95.25) | 2.62 (66.55) | 0.53 (13.46) | 0.75 (19.05) | 1.18 (29.97) | 60,000 (4137) |
| SS-C60B-S9 | 60S9 | 0.187(4.75) | 0.63 | 4.62 (117.35) | 3.38 (85.85) | 0.81 (20.57) | 1.12 (28.45) | 1.50 (38.10) | 60,000 (4137) |

NOTE:

All dimensions are for reference only and are subject to change. For dimensions not shown above, please contact the authorized representative or FINELOK.

Ordering Information

