

# Recombinant SARS-CoV-2 Spike RBD (mFc-Tag)



Cat. No. bs-46009P

www.biossusa.com  
support@biossusa.com  
800.501.7654[DOMESTIC]  
+1.781.569.5821[INTERNATIONAL]

## Description

<b>Protein Sequence</b>	SARS-CoV-2 Spike RBD with a mouse Fc tag at the C-terminal (Arg319-Asn532).
<b>Source</b>	Mammalian Expression System
<b>Accession</b>	QHD43416.1
<b>Mol wt</b>	The protein has a predicted MW of 49.7kDa. Due to glycosylation, the protein migrates to 60-70KDa based on Bis-Tris PAGE result.
<b>Endotoxin</b>	Less than 0.5 EU per ug by the LAL method.
<b>Purity</b>	> 95% as determined by Bis-Tris PAGE >95%as determined by HPLC
<b>Activity assay</b>	Not tested.

## Formulation and Storage

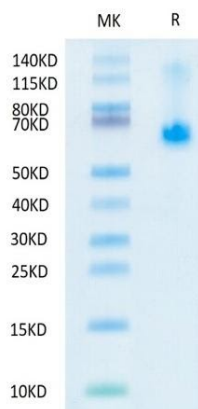
<b>Formulation</b>	Lyophilized powder (Lyophilized from 0.22um filtered solution in 20mM PB (pH 7.4). Normally 5% trehalose is added as protectant before lyophilization.)
<b>Storage</b>	The product should be stored at -70°C or -20°C.

## Background

The spike protein (S) of coronavirus (CoV) attaches the virus to its cellular receptor, angiotensin-converting enzyme 2 (ACE2). A defined receptor-binding domain (RBD) on S mediates this interaction. The S protein plays key parts in the induction of neutralizing-antibody and T-cell responses, as well as protective immunity.

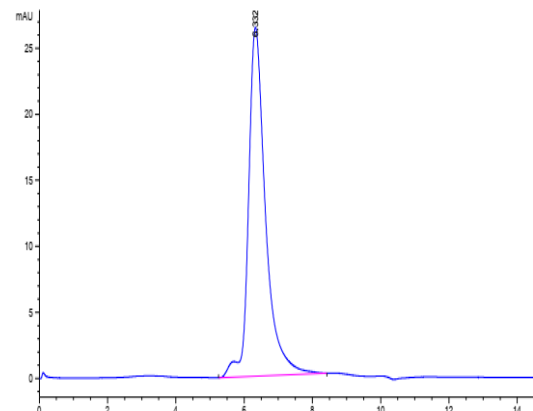
## Assay Data

### Tris-Bis PAGE



Recombinant SARS-CoV-2 Spike RBD protein on Tris-Bis PAGE under reduced condition. The purity is greater than 95%.

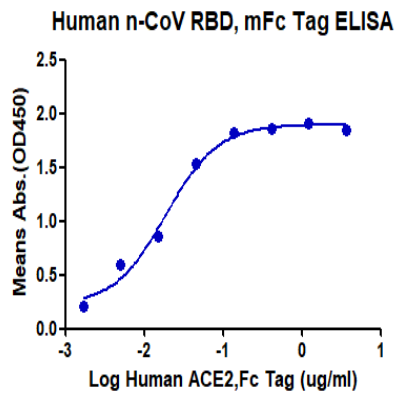
### HPLC Data



The purity of SARS-CoV-2 Spike RBD protein is greater than 95% as determined by SEC-HPLC.

**Important Note:** This product as supplied is intended for research use only, not for use in human, therapeutic or diagnostic applications.

## ELISA DATA



Immobilized SARS-CoV-2 RBD proteins at 0.5ug/ml (100ul/Well). Dose-response curve for Human ACE2 with the EC50 of 18.7 ng/ml determined by ELISA.

---