

Biotinylated Recombinant SARS-CoV-2 Spike S1 (His&Avi Tag)

Cat. No. bs-46004P-Biotin

Description

Protein Sequence	Biotinylated SARS-CoV-2 Spike S1 with a His tag and Avi at the C-terminal (Gln14-Arg683).
Source	Mammalian Expression System
Accession	QHD43416.1
Mol wt	The protein has a predicted MW of 77.9 kDa. Due to glycosylation, the protein migrates to 110-120KDa based on Bis-Tris PAGE result.
Endotoxin	Less than 1EU per ug by the LAL method.
Purity	> 95% as determined by Bis-Tris PAGE >95%as determined by HPLC
Activity assay	Not tested.

Formulation and Storage

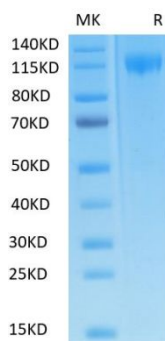
Formulation	Lyophilized powder (Lyophilized from 0.22um filtered solution in 20mM PB (pH 7.4). Normally 5% trehalose is added as protectant before lyophilization..)
Storage	The product should be stored at -70°C or -20°C.

Background

The spike protein (S) of coronavirus (CoV) attaches the virus to its cellular receptor, angiotensin-converting enzyme 2 (ACE2). A defined receptor-binding domain (RBD) on S mediates this interaction. The S protein plays key parts in the induction of neutralizing-antibody and T-cell responses, as well as protective immunity.

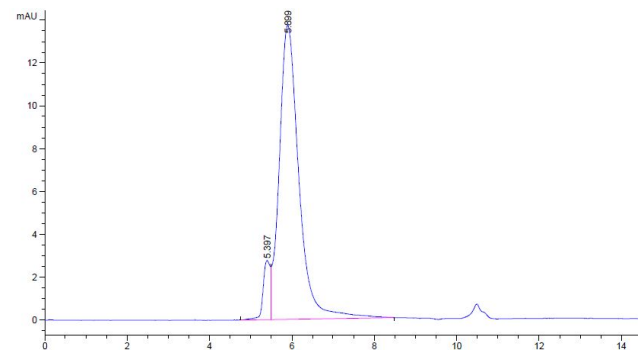
Assay Data

Tris-Bis PAGE



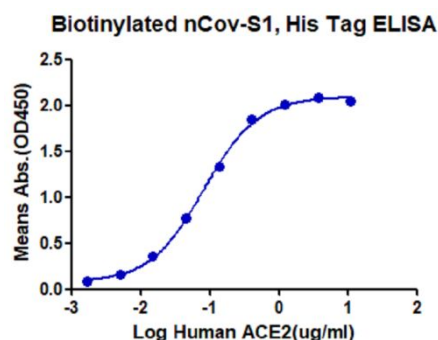
Biotinylated Recombinant SARS-CoV-2 Spike S1 protein on Tris-Bis PAGE under reduced condition. The purity is greater than 95%.

HPLC Data



The purity of Biotinylated SARS-CoV-2 Spike S1 is greater than 95% as determined by SEC-HPLC.

ELISA Data



Immobilized biotinylated n-COV S1, His Tag at 1ug/ml (100ul/Well). Dose response curve for ACE2, Fc Tag with the EC50 of 81ng/ml determined by ELISA.

Important Note: This product as supplied is intended for research use only, not for use in human, therapeutic or diagnostic applications.