

Glacier80

230 V / 50 Hz

SELF-CONTAINED ICE MACHINE

FEATURES

PRODUCES SOLID GOURMET CRYSTAL CLEAR ICE CUBES

A3S: ANTI-SCALE SPRAY SYSTEM. THE PATENTED SPRAY SYSTEM WITH FLEXIBLE NOZZLES AVOIDS LIMESCALE DEPOSITS WITH SMALL VIBRATIONS

ELECTRONIC CONTROL THAT ENHANCES THE PERFORMANCE OF THE MACHINE AND ALLOWS IT TO ADAPT TO EXTREME CLIMATES

SMART FRONT VENTILATION SYSTEM ALLOWS BUILT-IN INSTALLATION OF THE UNIT

"NEVER STOP" MOTOR PUMP DESIGN WITHOUT SEALS PREVENTS DETERIORATION IN HARD WATER

THE DISAPPEARING DOOR REDUCES THE FOOTPRINT OF THE MACHINE AND AVOIDS ACCIDENTS

ON/OFF LIGHTED ROCKER SWITCH

AISI 304 STAINLESS STEEL FRAME

TROPICALIZED MACHINES (T CLASS) / LEVELING FEET RAISE THE MACHINES 6 MM ABOVE FLOOR

NATURAL GAS R290 WITH VERY LOW GLOBAL WARMING POTENTIAL WHICH ALSO REDUCES THE ENERGY CONSUMPTION

AN ANTI-LIMESCALE FILTER IS ADVISED IN HARD WATER AREAS (WATER HARDNESS OVER 30 °fH)



	24 H	10°C 10°C (Kg)	21°C 15°C (Kg)	(Kg)	(mm)	(mm)	35 X 35MM Average dimensions
GLACIER80 A		85	79	40	Width 645 Depth 640 Height 865*	Width 720 Depth 710 Height 1.000	
GLACIER80 W		87	81				

* WITH LEGS 970/1.020

ACCESSORIES

INCLUDED




NOT INCLUDED (OPTIONAL)



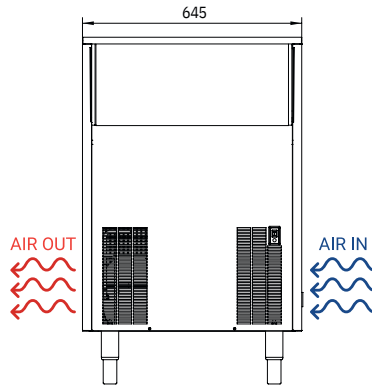
TECHNICAL SCHEME

GLACIER35

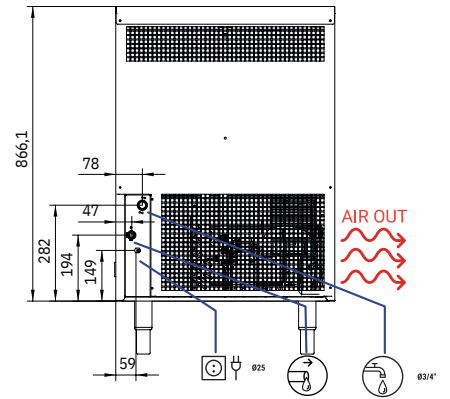
RIGHT SIDE VIEW




FRONTAL VIEW



REAR VIEW



TOP VIEW



* All measurements in mm.

OPERATING CONDITIONS

PRODUCTION 50Hz

±10% V

5°C/43°C

5°C/35°C

1 bar/6 bar

48 Ice cubes/cycle



V	Hz	ph
230	50	1N

MODELS

	+C° -C°	ASHRAE CONDITIONS (W) (BTu/h)	(W) 43°C	(n.) (mm2)	FUSE	100 Kg (Kwh)	(l/h)	HEAT REJECTED (W) (BTu/h)	(Kg)	(Kg) (m3)
GLACIER80 A		1.967 6.715	752	3 1,5	10	17	10,1	1.344 4.588	62	66 0,51
GLACIER80 W		1.967 6.715	828	3 1,5	10	15,8	45,1	1.344 4.588	62	66 0,51



Clear Cool
Trading division of The Rudd Group
Hawthorn House, Brunswick Ind Estate
Newcastle, NE13 7BA
TEL: 0800 7311 026
sales@clear-cool.co.uk
www.clear-cool.co.uk

2
YEARS
WARRANTY

Subject to certain
limitations and exclusions

