

Glacier60

230 V / 50 Hz

SELF-CONTAINED ICE MACHINE



FEATURES

PRODUCES SOLID GOURMET CRYSTAL CLEAR ICE CUBES

A3S: ANTI-SCALE SPRAY SYSTEM. THE PATENTED SPRAY SYSTEM WITH FLEXIBLE NOZZLES AVOIDS LIMESCALE DEPOSITS WITH SMALL VIBRATIONS

ELECTRONIC CONTROL THAT ENHANCES THE PERFORMANCE OF THE MACHINE AND ALLOWS IT TO ADAPT TO EXTREME CLIMATES

SMART FRONT VENTILATION SYSTEM ALLOWS BUILT-IN INSTALLATION OF THE UNIT

“NEVER STOP” MOTOR PUMP DESIGN WITHOUT SEALS PREVENTS DETERIORATION IN HARD WATER

THE DISAPPEARING DOOR REDUCES THE FOOTPRINT OF THE MACHINE AND AVOIDS ACCIDENTS

ON/OFF LIGHTED ROCKER SWITCH

AISI 304 STAINLESS STEEL FRAME

TROPICALIZED MACHINES (T CLASS) / LEVELING FEET RAISE THE MACHINES 6 MM ABOVE FLOOR

NATURAL GAS R290 WITH VERY LOW GLOBAL WARMING POTENTIAL WHICH ALSO REDUCES THE ENERGY CONSUMPTION

AN ANTI-LIMESCALE FILTER IS ADVISED IN HARD WATER AREAS (WATER HARDNESS OVER 30 °fH)



	24 H	10°C 10°C (Kg)	21°C 15°C (Kg)	(Kg)	(mm)	(mm)	
GLACIER60 A		60	58	30	Width 515 Depth 645 Height 835*	Width 585 Depth 700 Height 965	 35 X 35MM Average dimensions
GLACIER60 W		64	65				

* WITH LEGS 940/990

ACCESSORIES

INCLUDED




NOT INCLUDED (OPTIONAL)



TECHNICAL SCHEME

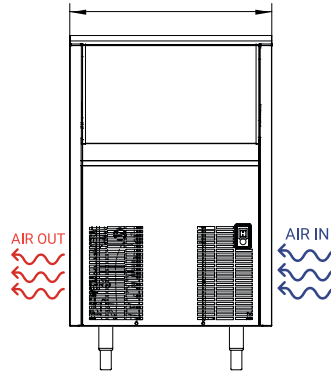
GLACIER35

RIGHT SIDE VIEW

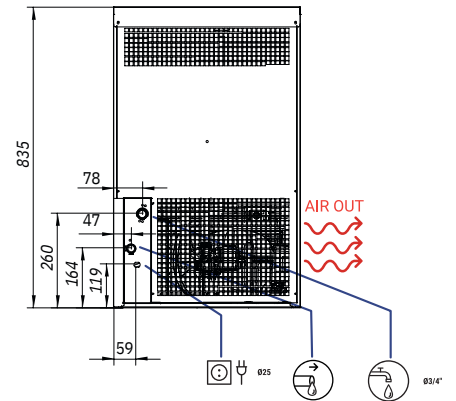


FRONTAL VIEW


515



REAR VIEW



TOP VIEW



* All measurements in mm.

OPERATING CONDITIONS

PRODUCTION 50Hz

±10% V

5°C/43°C

5°C/35°C

1 bar/6 bar

36 Ice cubes/cycle



V	Hz	ph
230	50	1N

MODELS

	(W)	(BTu/h)	(W) 43°C	(n.)	(mm ²)	FUSE	(Kwh)	(l/h)	(W)	(BTu/h)	(Kg)	(Kg)	(m ³)
GLACIER35 A	1.266	4.322	484	3	1,5	10	14,6	7,1	953	3.253	54	58	0,40
GLACIER35 W	1.266	4.322	380	3	1,5	10	13,7	32	953	3.253	54	58	0,40



Clear Cool
 Trading division of The Rudd Group
 Hawthorn House, Brunswick Ind Estate
 Newcastle, NE13 7BA
 TEL: 0800 7311 026
 sales@clear-cool.co.uk
 www.clear-cool.co.uk

2
 YEARS
 WARRANTY

Subject to certain
 limitations and exclusions

ISO
 9001
 14001

