



A Blackbird Sang Wall Fixings for Art

Screw fixings


A Blackbird Sang Wall Art pieces 50cm diameter and less are usually no more than 2kg in weight so simple light screw fixing can be used.

Self-coloured black screws are widely available in different diameters and lengths and can be used to simply hold the work on a vertical surface.

A black finish is a good match for the existing A Blackbird Sang RAL 8019 Dark Grey coating.

Remember to use rawl plugs if the surface is not firm, solid, or the weight is higher (i.e. for larger 75cm and 100cm pieces). Rawl plugs are also necessary for fixing into brick, stone or masonry surfaces. The surface pictured is painted wood.

For outside fixings two to three screws are required to ensure lack of movement in windy conditions.




Fix screw to the wall. With or without rawl plug depending on surface.




Hang the Wall Art for balancing on this screw.




Choose two other fixing points in a detail of the artwork. Between the 7 and 8 position on a clock.



Screw through the hole chosen to the depth required.



Third fixing between the 3 and 5 position on clock.



Final hanging showing screw positions. Some flexibility is required depending on the design of the piece and wall type.



A Blackbird Sang Wall Fixings for Art

Picture Standoff fixings

Picture standoffs are generally available online in different sizes. They are typically black or stainless steel in finish. The black finish is a good match for the existing A Blackbird Sang RAL 8019 Dark Grey coating. They provide a built-in distance to allow for shadows for the Artwork.

Use rawl plugs if the surface is not firm or the weight is higher (i.e. larger 75cm and 100cm pieces). Rawl plugs are also necessary for fixing into brick, stone or masonry surfaces. The surface pictured is painted wood.



Hollow standoff tube screw fixed to the wall.



The fixing screw goes on last.



The fixing screw can be screwed by hand.



Showing the final look. Choose a gap which is narrower than the head size.



On smaller work one fixing is fine. Outside or large pieces may need 2 or more fixings.



Showing distance between wall and Art and shadows.



A Blackbird Sang Wall Fixings for Art

Screws, spacers or standoffs are available from a number of places. They vary in diameter and length. If fixing to a white wall or outdoors you may wish to use stainless steel.

Screws:

Ideally black or self-coloured screws in mild or stainless steel are available from a variety of places. Screws are the simplest fixing directly to the wall but we think it's nice to have a bit of offset from the wall to allow for shadows of the design.

Stainless steel here:

- <https://www.ebay.co.uk/itm/No10-4-8mm-Black-Stainless-Steel-Phillips-Pan-Head-Self-Tapping-Screws-pozi-pili/223160146992?var=521968645665&hash=item33f5619c30:g:Uj0AAOSw3ZRfdJsD>
- https://www.accu.co.uk/142-self-tapping-pozi-countersunk-screws#elasticsearch_id_feature_741748=741748_1&elasticsearch_id_feature_741768=741768_161&id_elasticsearch_category=142&orderby=ranking&orderway=asc

Mild steel and others here:

- B&Q: https://www.diy.com/departments/hardware/screws/black/_/N-9zlZ1z140ns

Small quantities can be available from other places too such as Amazon or Ebay.

- For example: https://www.ebay.co.uk/b/Black-Wood-Screws/42905/bn_7023493728

Spacers & Standoffs:

These can be available in stainless steel, nylon or acrylic. Choose the inside diameter to match the screw. Don't forget to allow for the length of the spacer and the hole depth in your wall for the total screw length.

- Ebay search for: Stainless Steel Spacer - Standoff Collar Stand off Spacers
- Accu.co.uk: <https://www.accu.co.uk/en/857-cylindrical-spacers>
- GWR-Fasteners.co.uk: <https://www.gwr-fasteners.co.uk/stainless-steel-spacersstandoff-collars-669-c.asp>
- RSONline: <https://uk.rs-online.com/web/c/fasteners-fixings/spacers-standoffs/spacers/>
- UKPos: <https://www.ukpos.com/acrylic-sign-standoffs-hole-mount>