



Account Information		Order Date: _____	
Account #:	_____	P.O.#:	_____
Business Name:	_____	Phone:	_____
Ship to Address:	_____	City:	_____
Fax:	_____	Province:	_____
Tag for:	_____	Postal Code:	_____

1. FRAME TYPE

- CAPELLA - WM0000559
- CAPELLA (20° Dynamic Tilt) 109 \$3,100
Max Weight Capacity 350lbs
Chair maintains a consistent STF while in tilt to allow users to foot propel.
Capella Initial Seat Dump Angle set at: 0° ___ 2° ___ 4° ___
- CAPELLA 45 Max Weight Capacity 250 lbs 109T45 \$3,700
Chair tilts to 45° to allow maximum pressure relief.
- CAPELLA 45 Power Tilt 109PT45 \$5,300
Max Weight Capacity 250 lbs
Allows users to independently tilt to a maximum of 40°.

Technical Specifications
Capella - Dynamic Tilt 20°
Capella 45 - Tilt 45°
Seat Width 16" to 24"
Seat Depth 15" to 20"
12", 16", 20", 22", 24" Rear Wheels
4", 5", 6", 7", 8" Casters
Chair Width = Seat Width +9.5" (12" and 16" Rear)
Chair Width = Seat Width +10.5" (20", 22", 24" Rear)

Client information: Weight (lbs) _____ Height (ft/in) _____

2. FRAME FINISH

- Apple Green 109C04 No Charge
- Sky Blue 109C22 No Charge
- Cobalt Blue 109C03 No Charge
- Silver Lining 109C02 No Charge
- Lilac Purple 109C06 No Charge
- Fire Red 109C07 No Charge
- Burnt Orange 109C05 No Charge
- Yellow Ribbon 109C08 No Charge
- Silver Vein 109C18 No Charge
- Wet Black 109C01 No Charge
- Custom Colours 109C17 \$300
Allow 7-10 days for powder coating time for custom colors



3. SEAT WIDTH (adjustable) sm 16"-20", lg 20"-24"

- 16" Seat Width (sm) 109W16 No Charge
- 17" Seat Width (sm) 109W17 No Charge
- 18" Seat Width (sm) 109W18 No Charge
- 19" Seat Width (sm) 109W19 No Charge
- 20" Seat Width (sm) 109W33 No Charge
- 20" Seat Width (lg) 109W20 \$250
- 21" Seat Width (lg) 109W21 \$250
- 22" Seat Width (lg) 109W22 \$250
- 23" Seat Width (lg) 109W23 \$250
- 24" Seat Width (lg) 109W24 \$250



4. SEAT PAN OPTIONS

- No Seat Pan 109SE2 No Charge
- Solid Seat Pan 109SE1 No Charge
- Adjustable Seat Pan (width and depth) 109AS1 \$200

5. SEAT DEPTH (adjustable up to 2")

- 15" Seat Depth 109SD15 No Charge
Short Seat Rail
- 16" Seat Depth 109SD16 No Charge
Short Seat Rail
- 17" Seat Depth 109SD17 No Charge
Medium Seat Rail
- 18" Seat Depth 109SD18 No Charge
Medium Seat Rail
- 19" Seat Depth 109SD19 No Charge
Long Seat Rail
- 20" Seat Depth 109SD20 No Charge
Long Seat Rail

6. SEAT TO FLOOR HEIGHT (Choose desired Front seat to floor height)

CAPELLA FRONT STF HEIGHT AVAILABILITY										
REAR WHEEL	4" CASTER									
12"										
16"	11.75	12.25								
REAR WHEEL	5" CASTER									
16"	13"	13.5"	14"	14.5"						
20"		13"	13.5"	14"	14.5"	15"	15.5"	16"	16.5"	
22"			14"	14.5"	15"	15.5"	16"	16.5"		
24"					15"	15.5"	16"	16.5"		
REAR WHEEL	6" CASTER									
16"		13.5"	14"	14.5"						
20"		13.5"	14"	14.5"	15"	15.5"	16"	16.5"		
22"			14"	14.5"	15"	15.5"	16"	16.5"	17"	
24"					15"	15.5"	16"	16.5"	17"	
REAR WHEEL	7" CASTER									
20"					15"		16"	16.5"		
22"					15"		16"	16.5"	17"	17.5"
24"					15"		16"	16.5"	17"	17.5"
REAR WHEEL	8" CASTER									
22"									17"	
24"									17"	18" 19"

Using the table find desired seat to floor height in chart. Then select front caster size and rear wheel size combination.
All Dimensions are approximate

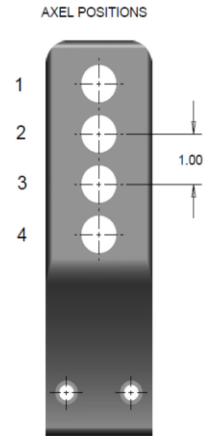
- 11.75" Seat to Floor 109SF28 No Charge
- 12.25" Seat to Floor 109SF29 No Charge
- 13" Seat to Floor 109SF02 No Charge
- 13.5" Seat to Floor 109SF03 No Charge
- 14" Seat to Floor 109SF04 No Charge
- 14.5" Seat to Floor 109SF05 No Charge
- 15" Seat to Floor 109SF06 No Charge
- 15.5" Seat to Floor 109SF07 No Charge
- 16" Seat to Floor 109SF08 No Charge
- 16.5" Seat to Floor 109SF09 No Charge
- 17" Seat to Floor 109SF10 No Charge
- 17.5" Seat to Floor 109SF11 No Charge
- 18" Seat to Floor 109SF12 No Charge
- 19" Seat to Floor 109SF14 \$175

Uses 1" riser block kit.

CAPELLA REAR WHEEL / CASTER SET-UP CHART

FRONT STF	REAR WHEEL	AXEL POS.
11.75	16"	2
12.25	12"	4
13.0	16"	3
13.0	20"	1
13.5	16"	3
13.5	20"	2
14.0	16"	4
14.0	20"	2
14.0	22"	1
14.5	16"	4
14.5	20"	2
14.5	22"	1
15.0	20"	3
15.0	22"	2
15.0	24"	1
15.5	20"	3
15.5	22"	2
15.5	24"	1
16.0	20"	4
16.0	22"	3
16.0	24"	2
16.5	20"	4
16.5	22"	3
16.5	24"	2
17.0	22"	4
17.0	24"	3
17.5	22"	4
17.5	24"	4
18.0	24"	4
19.0	24"	4

* 1" RISER BLOCK REQUIRED



7. CASTER OPTIONS

- 4" x 1" Urethane Caster Wheel 109CW13 No Charge
- 5" x 1.25" Urethane Caster Wheel 109CW02 No Charge
- 6" x 1.25" Urethane Caster Wheel 109CW04 No Charge
- 7" x 1" Urethane Caster Wheel 109CW06 No Charge
- 8" x 1.25" Urethane Caster Wheel 109CW07 No Charge

8. REAR WHEEL OPTIONS

- 12" Rear Wheel - Composite 109RW01 No Charge
- 16" Rear Wheel - Composite 109RW02 No Charge
- 20" Rear Wheel - Composite 109RW03 No Charge
- 22" Rear Wheel - Composite 109RW04 No Charge
- 24" Rear Wheel - Composite 109RW05 No Charge
- 20" Rear Wheel - Spoke 109RW06 \$255
- 22" Rear Wheel - Spoke 109RW07 \$255
- 24" Rear Wheel - Spoke 109RW08 \$255

9. REAR WHEEL TIRE

- Airless (Solid Rubber) 109RT1 No Charge
- Pneumatic 109RT2 \$60

Only Available for 20", 22" and 24" Rear Wheel

10. AXLE TYPE

- Fixed Rear Axle 109AX3 No Charge
- Quick Release Axle 109AX1 \$110

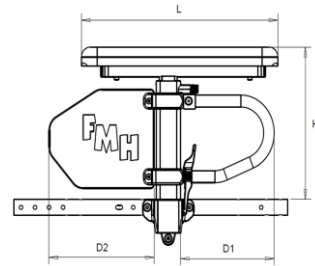
11. HANDRIM OPTIONS

- Chrome 109HR1 No Charge
- Plastic Coated 109HR2 \$160

Handrims only available with 20", 22" or 24" Rear Wheels

12. TILT TRIGGER LOCATION

- Tilt Trigger Location - Push Cane 109TH1 No Charge
- Side Trigger Handle not available with Adjustable Hinge Stroller.*
- Tilt Trigger Location - Stroller Bar 109TH2 No Charge
- Foot Tilt Release (Mounted onto left side) 109TH3 \$95
- Foot Tilt Release (Mounted onto right side) 109TH4 \$95



13. ARM TYPE

- T-Style Fixed Height 109AR02 No Charge
- Flip Back Fixed Height 109AR08 \$250
- Flip Back Adjustable Height 109AR09 \$300
- T-Style Adjustable Height Pin Release - Youth 109AR05 \$280
- T-Style Adjustable Height Pin Release - Adult 109AR06 \$300
- T-Style Adjustable Height Knob Release 109AR30 \$300

Armrest Matrix for T-Style Pin Release Arm						
Armrest Style	Transfer Tube Length D1	Arm Guard Length D2	H Range	Arm Pad Length L		
				Desk	Full	Curved
Adult	6.75"	7.50"	9.50" - 14.50"	10.25"	14.0"	17.0"
Youth	4.50"	5.0"	8.75" - 13.75"			

14. ARM PAD

- Desk length Vinyl 10" (pair) 109AP1 No Charge
- Full length Vinyl 14" (pair) 109AP2 No Charge
- Contour Gel 17" (pair) 109AP3 No Charge
- Contour Gel Wide 16" (pair) 109AP4 \$150

15. PUSH OPTIONS (1" diameter tubing)

Seat to Back Angle set at: -7° 0° +7° +14° +21° +28°

Push Cane Max Tilt Angle Setup 14° with Flip Back Arm

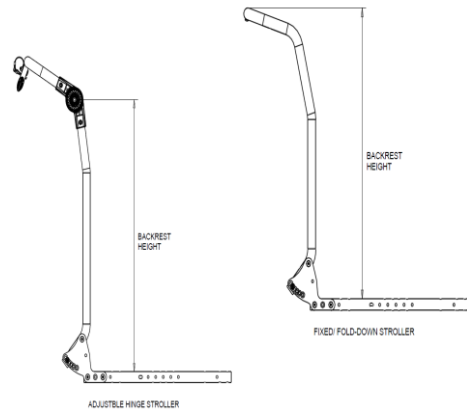
- Fold Down Canes Low (20" Height) 109PC3 No Charge
- Fold Down Canes High (25" Height) 109PC4 No Charge
- Stroller Bar Fixed Low (20" Height) 109SH9 No Charge
- Stroller Bar Fixed High (25" Height) 109SH10 No Charge
- Stroller Bar Fold Down Low (20" Height) 109SP13 \$250
- Stroller Bar Fold Down High (25" Height) 109SP14 \$250
- Stroller Bars Recline Low (20" Height) 109SP11 \$500
- Stroller Bars Recline High (25" Height) 109SP12 \$500
- Stroller Bar Adjustable Hinge Low (20" Height) 109SH5 \$300
- Stroller Bar Adjustable Hinge High (25" Height) 109SH7 \$300
- * Stroller Bar Adjustable Hinged Fold Down Low (20" Height) 109SH11 \$350
- * Stroller Bar Adjustable Hinged Fold Down High (25" Height) 109SH13 \$350
- Stroller Bar Fixed Dual Bend 109SP15 No Charge

** Not available with flip back arm (Hinged Fold Down)*

16. BACK OPTIONS

- Orion Back 109BK00 No Charge
- Prism Basic Back 109BK01 \$150
- Prism Ultra Back 109BK06 \$250
- Prism Air Back 109BK11 \$400
- Prism TrueFitt Back 109BK16 \$650
- Prism Max Ultra Back 109BK21 \$300
- Prism Max Air Back 109BK26 \$450
- Prism Max TrueFitt Back 109BK31 \$700
- Lunar Back Mid Basic Lateral 109BK39 \$550

Specify Back Size Height: 16" 18" 20"



17. BACK PINS (Prism Backs only)

- Longer Pins for Back Hardware 1" Growth 109BP1 \$50
- Longer Pins for Back Hardware 2" Growth 109BP2 \$50

18. SEAT OPTIONS

- Prism Ideal Cushion 109SC01 No Charge
- Prism Elite Cushion 109SC04 \$250
- Prism Supreme Cushion 109SC07 \$375
- Prism Supreme II Plus Cushion 109SC10 \$375
- Prism Supreme Air Cushion 109SC13 \$500
- Omit Cushion 109SC20 No Charge

Specify Back Size Height: 16"__ 18"__ 20"__

19. FRONT RIGGING

- 60 Degree Swingaway Upgraded 109FR03 \$150
 - 70 Degree Swingaway Upgraded 109FR04 \$215
 - 90 Degree Swingaway Upgraded 109FR05 \$230
- Can not use 90 degree swingaway with 8" casters as footplates and will interfere.*
- 70 Degree Pin Style 109FR01 \$135
 - 80 Degree Pin Style 109FR02 \$135
 - Omit Front Rigging 109FR11 No Charge

20. FOOTPLATE TYPE

- Composite Flip Up Footplates Small 109FP01 No Charge
- Composite Flip Up Footplates Medium 109FP02 No Charge
- Composite Angle Adj. Flip-Up Footplates Medium (18" up) 109FP09 \$120
- Composite Angle Adj. Flip-Up Cone Lock Large 109FP16 \$150
- Composite Angle Adj. Flip-Up Cone Lock X-Large 109FP17 \$170
- Composite Angle Adj. Flip-Up Footplates Spring Return Lg 109FP18 \$150
- Aluminum Flip Up Footplates Small 109FP05 No Charge
- Aluminum Flip Up Footplates Medium 109FP06 No Charge
- Aluminum Flip Up Footplates Large 109FP07 No Charge
- Aluminum Angle Adj Flip Up Footplates Small 109FP10 \$120
- Aluminum Angle Adj Flip Up Footplates Medium 109FP11 \$120
- Aluminum Angle Adj Flip Up Footplates Large 109FP12 \$120
- One Piece Footboard (15"-20") 109FP19 \$160
- One Piece Footboard (21"-24" Custom) 109FP20 \$195
- One Piece Flip-Up Footboard, Padded 109FP26 \$210

21. FOOTREST/LEGREST ACCESSORIES

- Padded Calf Strap 109FA03 \$70
- Heel Loops 109FA01 No Charge
- Omit Heel Loops 109FA02 No Charge

22. WHEEL LOCKS

- Push to Lock Wheel Lock 109WL1 No Charge
- Pull to Lock Wheel Lock 109WL2 No Charge
- Wheel Lock Extension 109WL3 No Charge
- Attendant Wheel Lock (Foot Activated) RT 109WL8 \$195
- Attendant Wheel Lock (Foot Activated) LT 109WL9 \$195
- Unilateral Push Wheel Lock RT Activated 109WL10 \$250
- Unilateral Push Wheel Lock LT Activated 109WL11 \$250
- Unilateral Pull Wheel Lock RT Activated 109WL12 \$250
- Unilateral Pull Wheel Lock LT Activated 109WL13 \$250
- Berner Push Wheel Lock 109WL14 \$95
- Berner Pull Wheel Lock 109WL15 \$95



23. HEADREST HARDWARE OPTIONS

<input type="checkbox"/> Fixed Headrest Hardware -----	109HE01	No Charge
<input type="checkbox"/> Fixed Headrest Curved Hardware -----	109HE15	No Charge
<input type="checkbox"/> Fixed Headrest Hardware (Plus 4") -----	109HE02	\$20
<input type="checkbox"/> Fixed Headrest Curved Hardware (Plus 4") -----	109HE16	\$20
<input type="checkbox"/> Single Multi Axial Headrest Hardware -----	109HE03	\$158
<input type="checkbox"/> Single Multi Axial Curved Headrest Hardware -----	109HE17	\$175
<input type="checkbox"/> Single Multi Axial Headrest Hardware (+ 4") -----	109HE04	\$183
<input type="checkbox"/> Single Multi Axial Curved Headrest Hardware (Plus 4") -----	109HE18	\$200
<input type="checkbox"/> Dual Multi Axial Headrest Hardware -----	109HE05	\$195
<input type="checkbox"/> Dual Multi Axial Curved Headrest Hardware -----	109HE19	\$225
<input type="checkbox"/> Dual Multi Axial Headrest Hardware (Plus 4") -----	109HE06	\$220
<input type="checkbox"/> Dual Multi Axial Curved Headrest Hardware (Plus 4") -----	109HE20	\$250
<input type="checkbox"/> Infinite Multi Axial Headrest Hardware -----	109HE21	\$225
<input type="checkbox"/> Infinite Multi Axial Curved Headrest Hardware -----	109HE22	\$250
<input type="checkbox"/> Infinite Multi Axial Hardware (Plus 4") -----	109HE23	\$245
<input type="checkbox"/> Infinite Multi Axial Curved Hardware (Plus 4") -----	109HE24	\$270
<input type="checkbox"/> Links Multi Adjustable Headrest (Comes with 2 links) -----	109HE10	\$200
<input type="checkbox"/> Links Multi Adjustable Curved Headrest (Comes with 2 links) ---	109HE11	\$240
<input type="checkbox"/> Additional Link for Headrest -----	109HE12	\$50
<input type="checkbox"/> 2 Additional Links for Headrest -----	109HE13	\$100
<input type="checkbox"/> 3 Additional Links for Headrest -----	109HE14	\$150

24. HEADREST ADAPTOR BRACKETS

<input type="checkbox"/> 2 - Hole Headrest Adaptor Bracket with Clamp -----	109HEBA2	No Charge
<input type="checkbox"/> Universal Headrest Adaptor Bracket with Clamp -----	109HEBA	\$61

25. HEADREST FOAM PAD OPTIONS

<input type="checkbox"/> Small Headrest Foam Pad -----	109HF1	No Charge
<input type="checkbox"/> Small Headrest with Wings Foam Pad -----	109HF2	\$90
<input type="checkbox"/> Medium Headrest Foam Pad -----	109HF7	No Charge
<input type="checkbox"/> Medium Headrest with Wings Foam Pad -----	109HF8	\$90
<input type="checkbox"/> Large Headrest Foam Pad -----	109HF3	No Charge
<input type="checkbox"/> Large Headrest with Wings Foam Pad -----	109HF4	\$95
<input type="checkbox"/> Pro-Fit Small Headrest -----	109HF12	\$100
<input type="checkbox"/> Pro-Fit Medium Headrest -----	109HF13	\$105
<input type="checkbox"/> Pro-Fit Large Headrest -----	109HF14	\$110
<input type="checkbox"/> Omit Headrest -----	109HE09	No Charge

26. ANTI TIP

<input checked="" type="checkbox"/> Quick Flip Anti-Tippers (Required Safety Option) -----	109MA23	No Charge
--	---------	-----------

27. MISCELLANEOUS ACCESSORIES

<input type="checkbox"/> Auto Seat Positioning Strap -----	109MA03	\$52
<input type="checkbox"/> Airline Seat Positioning Strap -----	109MA04	\$76
<input type="checkbox"/> Velcro Release Positioning Strap -----	109MA05	\$48
<input type="checkbox"/> Padded Lap Tray 15" - 16" -----	109MA09	\$285
<input type="checkbox"/> Padded Lap Tray 17" - 18" -----	109MA10	\$285
<input type="checkbox"/> Padded Lap Tray 19" - 20" -----	109MA11	\$285
<input type="checkbox"/> Padded Lap Tray 21" - 22" -----	109MA12	\$385
<input type="checkbox"/> Padded Lap Tray 23" - 24" -----	109MA13	\$385
<input type="checkbox"/> Half Padded Lap Tray, left side -----	109MA14	\$160
<input type="checkbox"/> Half Padded Lap Tray, right side -----	109MA15	\$160
<input type="checkbox"/> Elbow Stop, left -----	109MA16	\$94
<input type="checkbox"/> Elbow Stop, right -----	109MA17	\$94
<input type="checkbox"/> Shoulder Lateral Pad (each) -----	109MA18	\$90
<input type="checkbox"/> Adjustable Side Pad -----	109MA19	\$157
<input type="checkbox"/> Oxygen Tank Holder -----	109MA21	\$173
<input type="checkbox"/> Wheelchair Securement Point -----	109MA58	\$150

WARRANTY
<p>Future Mobility Healthcare warrants the CAPELLA/ CAPELLA45 wheelchair to be free from defects in materials and workmanship for a period of two (2) year from the date of purchase. The frame is warranted for the lifetime of the original purchaser and/or user</p>