



Quickie Q7 Active Rigid

November 2016

EIR4

Mark For:

Submitting for:

Quote Order

Date: _____
 Dealer Acct #: _____
 Dealer: _____
 Dealer Contact: _____
 Dealer Address: _____
 Dealer City: _____ PR: _____ PC: _____
 Dealer Phone: () _____ Fax: () _____
 Confirmation Email: _____
 Confirm Via: Fax Email

PO#: _____

ADDITIONAL SHIPPING INFORMATION

Ship To: _____
 Attention: _____
 Address: _____
 Address: _____
 Ship To City: _____ PR: _____ PC: _____
 Ship To Phone: () _____ Fax: () _____

✓	Option #	Definition	Price	✓	Option #	Definition	Price
---	----------	------------	-------	---	----------	------------	-------

1. FRAME STYLE & SETUP

Base Model			
<input type="checkbox"/>	186WM61	Quickie Q7 - Welded (265 lbs)	\$4,003.00

Performance Package (No substitutions, discount given on separate line)			
<input type="checkbox"/>	186QD01	Single Sided Fork	\$152.00
		Ultra Lightweight Wheel	\$310.00
		Schwalbe Marathon Plus Evolution	\$137.00
		Compact Wheel Lock	\$142.00
		Retail Value	\$741.00
		Package Price	\$609.00

Ultra Lite Package (No substitutions, discount given on separate line)			
<input type="checkbox"/>	186QD02	Ultra Lite Seat Sling	\$137.00
		Ultra Lightweight Wheel	\$310.00
		Schwalbe Speed Run Tire	\$142.00
		Compact Wheel Lock	\$142.00
		Retail Value	\$731.00
		Package Price	\$599.00

Frame Angle			
<input type="checkbox"/>	186FA1	75°	NC
<input type="checkbox"/>	186FA8	80°	NC
<input type="checkbox"/>	186FA2	85°	NC

See **FIGURE 1**. Measure from front frame to floor.

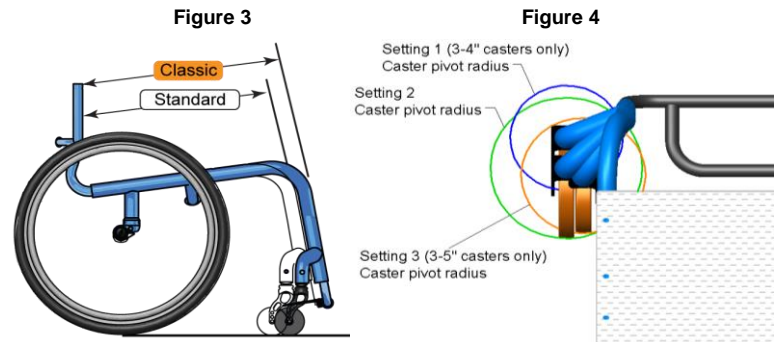
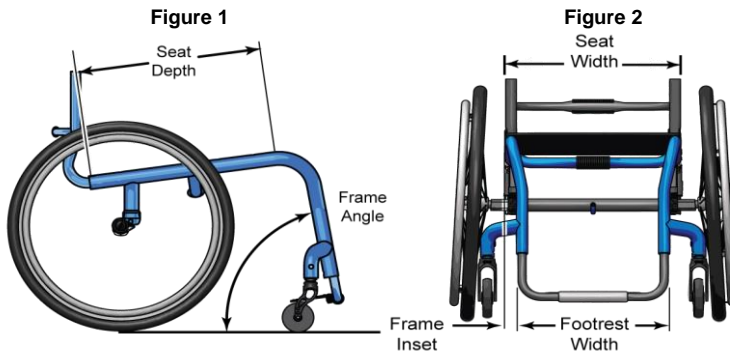
Frame Inset Per Side			
See FIGURE 2 . Frame Inset is the distance from the outside of the seat tube to the outside of the footrest.			
<input type="checkbox"/>	186FF1	0"	NC
<input type="checkbox"/>	186FF2	1" (NA w/ 12" wide)	NC
<input type="checkbox"/>	186FF3	2" (NA with 12" & 13" wide)	NC

Frame Style			
See FIGURE 3 . Measurement for set up.			
<input type="checkbox"/>	186FS9	Standard	NC
<input type="checkbox"/>	186FS34	Classic	NC

***Standard Frame** - Seat Sling to front frame bend angle is 1.5" shorter than the classic position. **Classic Frame** - Traditional GT seat sling to front frame bend angle dimensions. Front of back cane post to front edge of seat sling will remain the same for both Standard and Classic.

Caster Housing Position			
See FIGURE 4			
<input type="checkbox"/>	186LH01	Setting 1 Suggested for 3" & 4" casters. For 2" Inset NA w/ setting 1	NC
<input type="checkbox"/>	186LH02	Setting 2 Suggested for 5" & 6" casters.	NC
<input type="checkbox"/>	186LH03	Setting 3 NA w/ 6" casters	NC

Frame - Direct Mount Wheel Lock (Optional)			
No mounting clamp hardware. Only available with Compact Wheel Lock and 0° Camber. Not available with mountain tires or rear suspension. Traditional wheel locks available, see page 5. NA with rear suspension system.			
<input type="checkbox"/>	186WH13	Direct Mount Wheel Lock	NC



1. FRAME STYLE & SETUP (CONT.)

Seat Width

See **FIGURE 6** Measure from outside of seat tube to the outside of opposite seat tube.

<input type="checkbox"/>	186S3	12"	NC	<input type="checkbox"/>	186S8	17"	NC
<input type="checkbox"/>	186S4	13"	NC	<input type="checkbox"/>	186S9	18"	NC
<input type="checkbox"/>	186S5	14"	NC	<input type="checkbox"/>	186S10	19"	NC
<input type="checkbox"/>	186S6	15"	NC	<input type="checkbox"/>	186S48	20"	\$268.00
<input type="checkbox"/>	186S7	16"	NC				

Seat Depth

See **FIGURE 7** Measure from front of back post to front edge of seat sling. Seat sling is 1" shorter than depth ordered, but actual seat depth will remain the same as ordered.

<input type="checkbox"/>	186SD5	12"	NC	<input type="checkbox"/>	186SD10	17"	NC
<input type="checkbox"/>	186SD6	13"	NC	<input type="checkbox"/>	186SD11	18"	NC
<input type="checkbox"/>	186SD7	14"	NC	<input type="checkbox"/>	186SD12	19"	\$268.00
<input type="checkbox"/>	186SD8	15"	NC	<input type="checkbox"/>	186SD13	20"	\$268.00
<input type="checkbox"/>	186SD9	16"	NC				

Seating Systems

<input type="checkbox"/>	186OP01	Standard Seat Sling	NC
<input type="checkbox"/>	186OP02	Ultra Seat Sling Available 14" to 18" Width and Depth. Ultra Seat Sling will be ~1/4" less than requested seat height value.	\$137.00
<input type="checkbox"/>	186OP04	Omit Seat Sling	NC

JAY Cushions (Optional)

To order any JAY cushions on-chair, please see the JAY price list.

Cushion name or part number must be filled out with desired width and depth

<input type="checkbox"/>	186JC20	JAY Bundled Cushion	Price List
		Cushion Name or Part #	
		Width: _____	Depth: _____

Figure 6

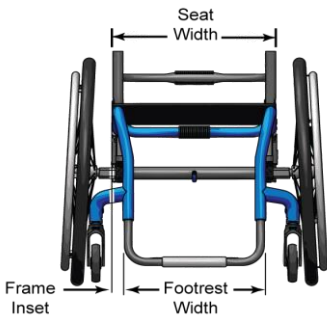
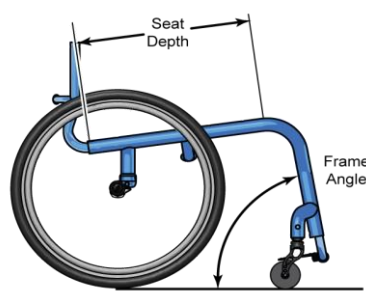


Figure 7



2. FRONT SEAT HEIGHT SET UP

Front Seat Height

See **FIGURE 8** Measure from the front of the seat rail to the floor.

<input type="checkbox"/>	186SH14	16.0"	NC	<input type="checkbox"/>	186SH20	18.5"	NC
<input type="checkbox"/>	186SH15	16.5"	NC	<input type="checkbox"/>	186SH21	19.0"	NC
<input type="checkbox"/>	186SH16	17.0"	NC	<input type="checkbox"/>	186SH23	19.5"	NC
<input type="checkbox"/>	186SH17	17.5"	NC	<input type="checkbox"/>	186SH24	20.0"	NC
<input type="checkbox"/>	186SH18	18.0"	NC	<input type="checkbox"/>	186SH26	20.5"	NC
				<input type="checkbox"/>	186SH27	21.0"	NC

Figure 8



Caster Wheels

<input type="checkbox"/>	186CW1	3" Micro	NC
<input type="checkbox"/>	186CW3	4" Low Profile Polyurethane	NC
<input type="checkbox"/>	186CW31	4" Micro Lighted	\$95.00
<input type="checkbox"/>	186CW72	4" x 1" Aluminum Poly	\$63.00
<input type="checkbox"/>	186CW44	4" x 1.25 Semi Pneumatic	NC
<input type="checkbox"/>	186CW64	4" x 1.5" Aluminum Soft Roll	\$95.00
<input type="checkbox"/>	186CW5	5" Low Profile Polyurethane	NC
<input type="checkbox"/>	186CW51	5" Micro Lighted	\$95.00
<input type="checkbox"/>	186CW6	5" Soft Roll (Grey) -NA w/Frog Legs	\$110.00
<input type="checkbox"/>	186CW65	5" x 1" Aluminum Poly	\$95.00
<input type="checkbox"/>	186CW7	5" x 1.5" Semi Pneumatic	\$95.00
<input type="checkbox"/>	186CW66	5" x 1.5" Aluminum Soft Roll	\$95.00
<input type="checkbox"/>	186CW34	6" Poly	NC
<input type="checkbox"/>	186CW33	6" Pneumatic	\$95.00
<input type="checkbox"/>	186CW35	6" x 1.5" Semi Pneumatic	\$95.00
<input type="checkbox"/>	186CW68	6" x 1.5" Aluminum Soft Roll	\$95.00

Caster Forks and Suspension

<input type="checkbox"/>	186CF74	Carbotecture Forks	NEW! NC
<input type="checkbox"/>	186CF65	Multiple Position	NC
<input type="checkbox"/>	186CF69	Multiple Position Single Sided Fork	\$152.00
<input type="checkbox"/>	186CF53	Frog Legs 0 weight to 100 lbs.	\$500.00
<input type="checkbox"/>	186CF54	Frog Legs 101 lbs. weight to 190 lbs.	\$500.00
<input type="checkbox"/>	186CF55	Frog Legs 191 lbs. weight to 265 lbs.	\$500.00

3. FOOTPLATE OPTIONS

Footrest			
<input type="checkbox"/>	186F229	Aluminum Tubular	NC
<input type="checkbox"/>	186F274	Aluminum Tubular w/ Snap On Cover	\$37.00
<input type="checkbox"/>	186F276	Angle Adjustable Flip Back	\$215.00
<input type="checkbox"/>	186F51	Platform Footrest	\$95.00
<input type="checkbox"/>	186F111	Ultra Lite Platform Footrest NA w/ 14" wide and 2" inset, NA w/ 19-20 wide w/ 0" inset	\$142.00

Footrest Options			
<input type="checkbox"/>	186DI08	High Mount Ext Tubes (NA w/ Tubular footrest)	\$79.00
<input type="checkbox"/>	186DI03	Leg Strap	\$53.00
<input type="checkbox"/>	186DI04	Extra Leg Strap	\$73.00
<input type="checkbox"/>	186DI05	Gel Hanger Cover	\$108.00
<input type="checkbox"/>	186DI07	Neoprene Impact Guards	\$53.00
<input type="checkbox"/>	186DI02	Wear Pads	\$42.00
<input type="checkbox"/>	186DI06	Position Plates (NA for Tubular Footrest)	\$68.00

NEW!

Adaptive Platform Spacer

NA with Aluminum Tubular or Ultra Lite Platform. Now available with Angle Adj. Flip Back.

<input type="checkbox"/>	186AD1	Adaptive Platform 2" Spacer	\$158.00
<input type="checkbox"/>	186AD2	Adaptive Platform 4" Spacer	\$158.00
<input type="checkbox"/>	186AD3	Adaptive Platform 6" Spacer	\$158.00

4. BACKREST

Back Type

See **FIGURE 9** Choose backrest position. 0° Equal is perpendicular to floor, + means forward

<input type="checkbox"/>	186BT97	Active Fixed Backrest	NC
		Setting <input type="checkbox"/> -4 <input type="checkbox"/> -2 <input type="checkbox"/> 0 <input type="checkbox"/> +2 <input type="checkbox"/> +4	

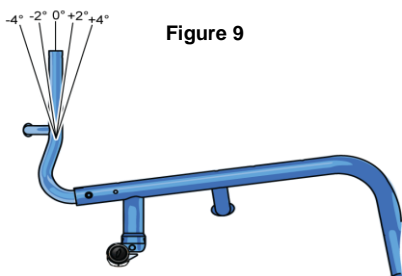


Figure 9

Backrest Handles

<input type="checkbox"/>	186PH5	Fold Down Push Handles NA w/ 8"-10" fixed height NA w/ standard upholstery	\$147.00
<input type="checkbox"/>	186PH2	Omit Push Handles	NC

Backrest Upholstery

<input type="checkbox"/>	186BU1	Standard Upholstery	NC
<input type="checkbox"/>	186BU70	Backrest Tension Adj Ballistic Nylon	\$368.00
<input type="checkbox"/>	186BU71	Backrest Tension Adj 3DX Vented	\$410.00
<input type="checkbox"/>	186BU14	Omit Back Upholstery	-\$19.00

JAY J3 Back

<input type="checkbox"/>	186JB01	J3 Back To order a J3 Back please select Omit Back Upholstery. See J3 Back Order Form for Part #'s	Price List
--------------------------	---------	--	------------

Ultra Lightweight Aluminum Fixed Backrest

Select back height. 8", 9", or 10" only available with omit push handles.

17", 18", or 19" only available with fold down push handles

<input type="checkbox"/>	186BB21	8"	NC	<input type="checkbox"/>	186BB17	14"	NC
<input type="checkbox"/>	186BB20	9"	NC	<input type="checkbox"/>	186BB18	15"	NC
<input type="checkbox"/>	186BB13	10"	NC	<input type="checkbox"/>	186BB19	16"	NC
<input type="checkbox"/>	186BB14	11"	NC	<input type="checkbox"/>	186BB10	17"	\$95.00
<input type="checkbox"/>	186BB15	12"	NC	<input type="checkbox"/>	186BB11	18"	\$95.00
<input type="checkbox"/>	186BB16	13"	NC	<input type="checkbox"/>	186BB12	19"	\$95.00

Towel Bar

<input type="checkbox"/>	186QT01	Standard Style - 4" Offset	NC
<input type="checkbox"/>	186QT02	Low Profile - 2" Offset Limited w/Solid Backs, Not suggested with 19" & 20" wide	\$58.00

5. REAR SEAT HEIGHT SET UP

Axle Plate

<input type="checkbox"/>	186AL57	Active Rigid (.5" to 4") Adjustment range 1/2" fore and aft in 1/4" increments except the .5" and 4" positions which are maxed	NC
--------------------------	---------	--	----

Center of Gravity Preset

Measure from front of back post to the center of rear axle. No additional rearward adjustment when .5" chosen. No additional forward adjustment when 4" chosen.

<input type="checkbox"/>	186CC1	.5"	NC
<input type="checkbox"/>	186CC2	1.0"	NC
<input type="checkbox"/>	186CC3	1.5"	NC
<input type="checkbox"/>	186CC4	2.0"	NC
<input type="checkbox"/>	186CC5	2.5"	NC
<input type="checkbox"/>	186CC6	3.0"	NC
<input type="checkbox"/>	186CC7	3.5"	NC
<input type="checkbox"/>	186CC8	4.0"	NC

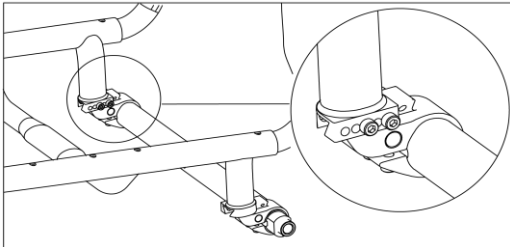
5. REAR SEAT HEIGHT SET UP (CONT.)

Camber

See **FIGURE 10**

<input type="checkbox"/>	186CI1	0°	NC
<input type="checkbox"/>	186CI2	3°	NC
<input type="checkbox"/>	186CI4	6° (N/A with Std Mag and 5 spk MAG Wheels)	NC

Figure 10



Front to Rear Seat Height Matrix

12" Seat Depth	2.5" Max Front to Rear Seat Hgt.
13", 14" Seat Depth	3.0" Max Front to Rear Seat Hgt.
15", 16" Seat Depth	3.5" Max Front to Rear Seat Hgt.
17", 18" Seat Depth	4.0" Max Front to Rear Seat Hgt.
19", 20" Seat Depth	4.5" Max Front to Rear Seat Hgt.

Rear Seat Height

<input type="checkbox"/>	186RH11	13.0"	Only w/ 20" Rear Wheel	NC
<input type="checkbox"/>	186RH12	13.5"	Only w/ 20" Rear Wheel	NC
<input type="checkbox"/>	186RH13	14.0"	Only w/ 20" Rear Wheel	NC
<input type="checkbox"/>	186RH14	14.5"	Only w/ 20" Rear Wheel	NC
<input type="checkbox"/>	186RH15	15.0"	Only w/ 20", 22" Rear Wheel	NC
<input type="checkbox"/>	186RH16	15.5"	Only w/ 20" or 22". Limited availability w/ 24" depending on seat squeeze.	NC
<input type="checkbox"/>	186RH17	16.0"		NC
<input type="checkbox"/>	186RH18	16.5"		NC
<input type="checkbox"/>	186RH19	17.0"		NC
<input type="checkbox"/>	186RH26	17.5"		NC
<input type="checkbox"/>	186RH20	18.0"		NC
<input type="checkbox"/>	186RH27	18.5"		NC
<input type="checkbox"/>	186RH21	19.0"		NC
<input type="checkbox"/>	186RH37	19.5"		NC
<input type="checkbox"/>	186RH22	20.0"		NC

Wheel	5 Spoke Mag	Mag	Lite Spoke	Ultra Lt wt	Spinergy
Tire					
Full Poly Tire	20,22,24	20,22,24	20,22,24		
High Press. Clincher			22,24,25,26	22,24,25	22,24,25,26
SHOX Perform. Poly	20,22,24	24	24,25		24,25
Knobby V-TRAK			24		24
Pneumatic	20,22,24	20,22,24	20,22,24,26		22,24,26
Pneumatic w/Airless Insert	20,22,24	20,22,24	20,22,24,26		22,24,26
Schwalbe Marathon			24,25,26	22,24,25	24,25,26
Schwalbe Speed Run			24,25	24,25	24,25
22" = 489 mm 24" = 540 mm 25" = 559 26" = 590					

Axle

<input type="checkbox"/>	186AX1	Quick Release Steel	NC
<input type="checkbox"/>	186AX13	Quad Quick Release Steel <i>Only available with Std Mag Whls</i>	\$158.00

Rear Wheel

Ultra Lightweight only available w/ Aluminum Handrim. Contact Built 4 Me for Spinergy color options or Topolino Carbon Wheels.

<input type="checkbox"/>	186RW3	20" Mag	NC
<input type="checkbox"/>	186RW8	22" Mag	NC
<input type="checkbox"/>	186RW1	24" Mag	NC
<input type="checkbox"/>	186RW103	20" Mag Wheel 5 Spoke	NEW! NC
<input type="checkbox"/>	186RW104	22" Mag Wheel 5 Spoke	NEW! NC
<input type="checkbox"/>	186RW102	24" Mag Wheel 5 Spoke	NEW! NC
<input type="checkbox"/>	186RW90	20" Lite Spoke	\$278.00
<input type="checkbox"/>	186RW91	22" Lite Spoke	\$278.00
<input type="checkbox"/>	186RW92	24" Lite Spoke	NC
<input type="checkbox"/>	186RW93	25" Lite Spoke	NC
<input type="checkbox"/>	186RW94	26" Lite Spoke	\$110.00
<input type="checkbox"/>	186RW06	22" Ultra Lightweight Spoke 2.0	\$310.00
<input type="checkbox"/>	186RW10	24" Ultra Lightweight Spoke 2.0	\$310.00
<input type="checkbox"/>	186RW16	25" Ultra Lightweight Spoke 2.0	\$310.00
<input type="checkbox"/>	186RW28	22" Spinergy SPOX Black Spokes	\$751.00
<input type="checkbox"/>	186RW95	24" Spinergy SPOX Black Spokes	\$751.00
<input type="checkbox"/>	186RW96	25" Spinergy SPOX Black Spokes	\$751.00
<input type="checkbox"/>	186RW97	26" Spinergy SPOX Black Spokes	\$751.00
<input type="checkbox"/>	186RW32	22" Spinergy LX Black Spokes	\$966.00
<input type="checkbox"/>	186RW98	24" Spinergy LX Black Spokes	\$966.00
<input type="checkbox"/>	186RW99	25" Spinergy LX Black Spokes	\$966.00
<input type="checkbox"/>	186RW40	26" Spinergy LX Black Spokes	\$966.00
<input type="checkbox"/>	186RW50	24" Mountain	\$342.00

Rear Wheel Tire

<input type="checkbox"/>	186RT3	Full Poly Tire	NC
<input type="checkbox"/>	186RT6	High-Pressure Clincher	\$90.00
<input type="checkbox"/>	186RT38	SHOX Performance Poly	\$126.00
<input type="checkbox"/>	186RT27	Knobby V-TRAK by Kenda	\$105.00
<input type="checkbox"/>	186RT12	Mountain <i>Only available in 24"</i>	NC
<input type="checkbox"/>	186RT1	Pneumatic	NC
<input type="checkbox"/>	186RT2	Pneumatic Airless Insert	\$215.00
<input type="checkbox"/>	186RT21	Schwalbe Marathon Plus Evolution	\$137.00
<input type="checkbox"/>	186RT28	Schwalbe Speed Run Tire	\$142.00

Handrim

Natural Fit Handrims only available in 22", 24", & 25"

Natural Fit w/ 5 spoke MAG only available in 24"

<input type="checkbox"/>	186HR1	Aluminum Anodized	NC
<input type="checkbox"/>	186HR4	Plastic Coated <i>NA w/ 25" & 26" Lite Spoke Wheels</i>	\$126.00
<input type="checkbox"/>	186HR22	Natural Fit - Standard Grip	\$325.00
<input type="checkbox"/>	186HR23	Natural Fit - Super Grip	\$378.00
<input type="checkbox"/>	186HR30	Natural Fit LT - Standard Grip	\$452.00
<input type="checkbox"/>	186HR31	Natural Fit LT - Super Grip	\$515.00
<input type="checkbox"/>	186HR24	Spinergy Flex Rim <i>Only available on Spinergy LX wheels 24" & 25"</i>	\$610.00
<input type="checkbox"/>	186HR7	Omit Handrim <i>NA w/ Ultra Lightweight Wheels</i>	-\$12.00

ORDERING INFORMATION: PHONE: (800) 263-3390 FAX: (800) 561-5834 WEBSITE: www.sunrisemedical.ca

Specifications are subject to change without notice. Copyright © 2016 Sunrise Medical Canada Inc. Q7 Rigid, MK-100022 REV F(US) Rev 2 (CA)

5. ARMREST

Armrest - Height Adjustable

<input type="checkbox"/>	186AA11	Single Post Height Adjustable - Std Range 8" - 13". Adjust in 1" increments	\$295.00
<input type="checkbox"/>	186AA29	Single Post Height Adjustable - Low Range 6.5" - 10.5". Adjust in 1" increments	\$295.00

Armpad - For Height Adjustable

<input type="checkbox"/>	186AM23	Desk Length (10") <i>Classic</i>	NC
<input type="checkbox"/>	186AM21	Desk Length (10") <i>Contour</i>	NC
<input type="checkbox"/>	186AM24	Full Length (14") <i>Classic</i>	NC
<input type="checkbox"/>	186AM22	Full Length (14") <i>Contour</i>	NC

6. KEY OPTIONS & ACCESSORIES

Wheel Lock

Not all wheel locks available in all seat depths, wheel size, or COG

<input type="checkbox"/>	186WL1	High Mount Push	NC
<input type="checkbox"/>	186WL2	High Mount Pull	NC
<input type="checkbox"/>	186WL45	Ergo Scissor	NC
<input type="checkbox"/>	186WL30	Compact	\$142.00
<input type="checkbox"/>	186WL10	Omit Wheel Lock	NC

Wheel Lock Options

<input type="checkbox"/>	186WL12	Do Not Mount	NC
--------------------------	---------	--------------	----

Extension Handle

Ext. handles only available with high mount push or pull wheel locks

<input type="checkbox"/>	186EH7	Extension Handle (Pair)	\$63.00
--------------------------	--------	-------------------------	---------

Anti Tips

<input type="checkbox"/>	186AT37	Anti Tips (Pair)	\$105.00
--------------------------	---------	------------------	----------

Side Guards

Increases overall width of chair. Some interference may exist w/ padded SA arms at lowest settings

<input type="checkbox"/>	186SG33	Plastic Standard NA w/ Height Adjustable Arms	\$163.00
<input type="checkbox"/>	186SG29	Plastic Low NA w/ Height Adjustable Arms	\$163.00
<input type="checkbox"/>	186SG35	Aluminum NA w/Height Adj. Arms, High Push or Pull Wheel Locks	\$368.00
<input type="checkbox"/>	186SG36	Aluminum w/ Fender NA w/ Height Adj. Arms, High Push or Pull Wheel Locks	\$431.00
<input type="checkbox"/>	186SG12	Carbon Fiber NA w/ Height Adj. Arms, High Push or Pull Wheel Locks	\$447.00

Side Guard - Color Option

Available with Aluminum or Aluminum with Fender.

<input type="checkbox"/>	186GE01	Black	NC
<input type="checkbox"/>	186GE02	Matching Frame- Standard Colors	NC
<input type="checkbox"/>	186GE03	Matching Frame- Custom Color	\$63.00

Positioning Belt

<input type="checkbox"/>	186A117	Belt 2" Aircraft Buckle w/clamps	\$121.00
<input type="checkbox"/>	186A118	Belt 2" Aircraft Buckle Padded w/clamps	\$178.00
<input type="checkbox"/>	186A141	Belt 1.5" Auto Buckle Universal w/clamps	\$84.00

Spoke Guards

Not available with 5 spoke MAG whls

<input type="checkbox"/>	186A23	Black Spoke Guard	\$137.00
<input type="checkbox"/>	186A302	Quickie "Q" Clear	\$137.00

Additional Pack Accessories

<input type="checkbox"/>	186A1	Backpack - Adult	\$97.00
<input type="checkbox"/>	186A2	Backpack - Kids	\$90.00
<input type="checkbox"/>	186A8	Black Seat Pouch	\$73.00

Miscellaneous

<input type="checkbox"/>	186A203	Crutch Holder	\$100.00
<input type="checkbox"/>	186A83	Tool Kit	\$37.00

Frame Color

<input type="checkbox"/>	186C118	Bead Blast	NC
<input type="checkbox"/>	186C140	Aztec Gold	NC
<input type="checkbox"/>	186C2	Black (Not avail as base w/Zebra)	NC
<input type="checkbox"/>	186C141	Black Cherry	NC
<input type="checkbox"/>	186C10	Black Opal	NC
<input type="checkbox"/>	186C38	Blue Opal	NC
<input type="checkbox"/>	186C36	Candy Blue	NC
<input type="checkbox"/>	186C14	Candy Purple	NC
<input type="checkbox"/>	186C35	Candy Red	NC
<input type="checkbox"/>	186C142	Electric Blue	NC
<input type="checkbox"/>	186C143	Evergreen	NC
<input type="checkbox"/>	186C126	Glow	NC
<input type="checkbox"/>	186C144	Green Apple	NC
<input type="checkbox"/>	186C147	Hot Sparkle Pink	NC
<input type="checkbox"/>	186C148	Mauve Pink	NC
<input type="checkbox"/>	186C103	Rootbeer	NC
<input type="checkbox"/>	186C114	Sparkle Silver	NC
<input type="checkbox"/>	186C145	Sunrise Orange	NC
<input type="checkbox"/>	186C113	Titanium Color Paint	NC
<input type="checkbox"/>	186C8	Yellow	NC
<input type="checkbox"/>	186C44	Glossy White - Limited Edition	NC

Matte Frame Colors

<input type="checkbox"/>	186C116	Matte Black	NC
<input type="checkbox"/>	186C151	Matte Black Cherry	NC
<input type="checkbox"/>	186C150	Matte Electric Blue	NC
<input type="checkbox"/>	186C149	Matte Evergreen	NC
<input type="checkbox"/>	186C152	Matte Purple	NC

Custom Frame Color

<input type="checkbox"/>	186C112	Desert Camouflage	\$320.00
<input type="checkbox"/>	186C43	Mossy Oak Camouflage	\$320.00
<input type="checkbox"/>	186C42	Stars & Stripes	\$320.00
<input type="checkbox"/>	186C108	Zebra (Choose above base color) Std with White unless above base paint is chosen NA w/ Black	\$320.00

Anodized Color Package

Forks, Backcane Bracket, Rear Axle Clamp. NA w/ Frog Legs and Carbotechnology forks. Anodized parts can be ordered separately

<input type="checkbox"/>	186EB07	Black	NC
<input type="checkbox"/>	186EB08	Blue	\$184.00
<input type="checkbox"/>	186EB09	Green	\$184.00
<input type="checkbox"/>	186EB10	Purple	\$184.00
<input type="checkbox"/>	186EB11	Red	\$184.00
<input type="checkbox"/>	186EB12	Ti Grey	\$184.00

7. BUNDLING



*Save time! Wheelchair and seating will be delivered together.
Hardware pre-installed.*

Cushions

<input type="checkbox"/> Jay Cushion:			
Width:		Depth:	
Notes:			

Backs

<input type="checkbox"/> Jay Back:			
Width:		Height:	
Notes:			

Headrest

<input type="checkbox"/> System:		
Pads:		
Notes:		
Hardware:		
Notes:		

Jay Positioning Components

<input type="checkbox"/> Anterior Trunk Supports:		
Size:		
Hand and Arm Supports:		
Size:		
Pelvic Positioning:		
Size:		
Foot Positioning:		
Size:		
Notes:		

