



HUMAN CARE
Your Life. Your Way.



Mobility Aids

Introduction

We produce and provide lifting solutions for people with special needs. Our products are made to serve as a natural part of life to all our users.

Human Care has a proud history in patient care. Founded in 1993, our twenty plus years of experience is expressed through a broad selection of premium products offering high customer value and satisfying all customer needs.

Our main product areas are: Mobility Aids, Lifting Solutions, Healthcare Beds, Convertible Chairs, and Bathroom Safety Products for people with reduced mobility.

With headquarters in Stockholm, Sweden, and subsidiaries in the USA, Canada and Australia, we collaborate with distributors to provide solutions in more than twenty countries.

Our promise is safety, quality and usability. In all of our products, we exercise only the highest quality to make sure that every detail, every aspect, every function will deliver that promise made to our users.

Welcome to Human Care.



Content

Rollators

Carl-Oskar	7
Rebel	8
Parade	9
neXus	10
Carla	12
Fellow Supreme	14
Fellow Classic	15
4200	16

RA Rollators

Carl-Oskar RA	19
Rebel RA	20
Staffan RA	21

Trolley Walkers

Carl-Oskar TW	23
Rebel TW	24
Staffan TW	25
Svea TW	27

Your life. Your way.

That is what we have been offering people with reduced mobility for over 20 years. Your Life. Your Way. Our focus is simple. We work for our users. Our products serve to be a natural part of life to anyone who might need them. Meeting that need is what drives and motivates us. Our mission is to improve the freedom of movement for people with special needs. Our solutions provide reliability, high quality, innovation and state-of-the-art technology. In every detail, in every aspect, our products deliver what they promise.

” Our mission is to improve the quality of care and freedom of movement for people with special needs ”





Benefits with rollators

The rollator is a mobility aid that greatly enhances the user's autonomy. The rollator allows people of reduced strength and balance a social life – as well as exercise, improving blood circulation and general health. The rollator gives support and relief during a walk – as well as serving as a seat when the user needs a rest.

By allowing the users to decide themselves when to go out or to socialize, the rollator greatly enhances the users' self-esteem and quality of life. Thus, the rollator – directly and specifically – contributes to the strengthening of public health by allowing people to live life their way.

Today, our product range encompasses more than 30 different rollator models: indoor, outdoor, trolleys, RA walking tables – as well as a wide range of accessories that meet all user demands.

Care and Quality

A user of a product from Human Care is a person who feels very confident with the product's quality and reliability. At all times. Every step of the way. The reason behind this is our profound commitment to quality, safety and usability.

Firstly, our products are designed and manufactured to meet the requirement of relevant ISO and EN standards. Secondly, every single product is given extensive attention at every stage of the design process. Thirdly, in developing our products, our design team collaborates with globally leading physiotherapists, creating state-of-the-art products which all share the same ultimate goal: the benefit and enjoyment of their users. Allowing them to live life - their way, every step of the way.

A close-up, low-angle photograph of a red metal rollator frame. The frame is composed of several parallel horizontal bars. A silver-colored adjustment knob is visible on one of the bars, with a black plastic cap. The lighting is dramatic, highlighting the metallic texture and the vibrant red color of the frame.

Rollators

Human Care offers high quality rollators with ergonomic features and safe design. We know that all of our users are unique and our products are designed with the individual in mind. Our wide product portfolio can offer just the right amount of assistance needed to live an active and independent lifestyle.

Carl-Oskar

Bestseller with excellent stability.

- Stable on uneven surfaces
- Smooth and comfortable walking
- Stands independently when folded



The Carl-Oskar rollator is one of Human Care's well known best sellers with excellent stability. It is a safe and reliable all-round rollator available in four different widths and with a weight capacity of 150 kg. The key feature is the flexibility which allows it to be stable even on rough or uneven surfaces. The Carl-Oskar is also easy to maneuver and has ergonomic handles for a comfortable and ergonomic grip.

Folding is made easily and the rollator stands steady and without support in the folded position. The Carl-Oskar is also available as a reinforced model with a maximum weight capacity of 275 kg.



Flexible chassis for comfortable walking on uneven surfaces.



Carl-Oskar reinforced. Weight capacity of 275 kg/606.3 lbs.



Easy folding.

Part no.	Height (min-max)	Seat height	Width	Width folded	Width between handles	Length	Weight	Weight capacity
57cm: 11150	770-950 mm / 30.3" - 37.4"	640 mm / 25.2"	570 mm / 22.4"	260 mm / 26.3"	370 mm / 14.6"	820 mm / 32.3"	11.1 kg / 24.5 lbs	150 kg / 330.7 lbs
62cm: 11250	770-950 mm / 30.3" - 37.4"	640 mm / 25.2"	620 mm / 24.4"	260 mm / 26.3"	420 mm / 16.5"	820 mm / 32.3"	11.3 kg / 24.9 lbs	150 kg / 330.7 lbs
67cm: 11350	770-950 mm / 30.3" - 37.4"	640 mm / 25.2"	670 mm / 26.4"	260 mm / 26.3"	470 mm / 18.5"	820 mm / 32.3"	11.4 kg / 25.1 lbs	150 kg / 330.7 lbs
72cm: 11450	770-950 mm / 30.3" - 37.4"	640 mm / 25.2"	720 mm / 28.3"	260 mm / 26.3"	520 mm / 20.5"	820 mm / 32.3"	11.5 kg / 25.3 lbs	150 kg / 330.7 lbs
Carl-Oskar - Inflatable tires								
57cm: 11151	770-950 mm / 30.3" - 37.4"	640 mm / 25.2"	570 mm / 22.4"	260 mm / 26.3"	370 mm / 14.6"	820 mm / 32.3"	11.1 kg / 24.5 lbs	150 kg / 330.7 lbs
62cm: 11251	770-950 mm / 30.3" - 37.4"	640 mm / 25.2"	620 mm / 24.4"	260 mm / 26.3"	420 mm / 16.5"	820 mm / 32.3"	11.3 kg / 24.9 lbs	150 kg / 330.7 lbs
67cm: 11351	770-950 mm / 30.3" - 37.4"	640 mm / 25.2"	670 mm / 26.4"	260 mm / 26.3"	470 mm / 18.5"	820 mm / 32.3"	11.4 kg / 25.1 lbs	150 kg / 330.7 lbs
72cm: 11451	770-950 mm / 30.3" - 37.4"	640 mm / 25.2"	720 mm / 28.3"	260 mm / 26.3"	520 mm / 20.5"	820 mm / 32.3"	11.5 kg / 25.3 lbs	150 kg / 330.7 lbs
Carl-Oskar - Reinforced								
62cm: 61225	770-950 mm / 30.3" - 37.4"	640 mm / 25.2"	620 mm / 24.4"	260 mm / 26.3"	420 mm / 16.5"	820 mm / 32.3"	13.2 kg / 29.1 lbs	275 kg / 606.3 lbs
67cm: 61325	770-950 mm / 30.3" - 37.4"	640 mm / 25.2"	670 mm / 26.4"	260 mm / 26.3"	470 mm / 18.5"	820 mm / 32.3"	13.3 kg / 29.3 lbs	275 kg / 606.3 lbs
72cm: 61425	770-950 mm / 30.3" - 37.4"	640 mm / 25.2"	720 mm / 28.3"	260 mm / 26.3"	520 mm / 20.5"	820 mm / 32.3"	13.4 kg / 29.5 lbs	275 kg / 606.3 lbs

Distance between wheels [standard]: Regular: 477 mm / 18.8", Reinforced: 467 mm / 18.4", Seat size: Regular: 315 x 178 mm / 12.4 x 7", Reinforced: 400 x 178 mm / 15.8 x 7", Wheel size: 300 x 45 mm [11.8"x1.8"], Accessories on page 28-29.

Rebel

A compact and easy to use rollator for both indoor or outdoor use.

- Stable on uneven surfaces
- Compact design
- Perfect both outdoors and indoors



The high quality Rebel rollator is compact and easy to use both indoors or outdoors. The Rebel is safe and reliable and available in four different widths to accommodate a variety of users. With a weight capacity of 140kg, it is stable and easy to maneuver even on rough or uneven surfaces. The Rebel features comfortable, ergonomic handles for a stable and comfortable grip.

Folding is easy and the rollator stands independently in the folded position. The Rebel is also available in a reinforced model with a maximum user weight capacity of 250kg.



Rebel reinforced, weight capacity of 250 kg/551 lbs.



Flexible chassis for comfortable walking on uneven surfaces.



Easy to fold.

Part no.	Height [min-max]	Seat height	Width	Width folded	Width between handles	Length	Weight	Weight capacity
57cm: 22140	750 - 930 mm / 29.5" - 36.6"	620 mm / 24.4"	570 mm / 22.4"	250 mm / 9.8"	370 mm / 14.6"	750 mm / 29.5"	9.5 kg / 20.9 lbs	140 kg / 309 lbs
62cm: 22240	750 - 930 mm / 29.5" - 36.6"	620 mm / 24.4"	620 mm / 24.4"	250 mm / 9.8"	420 mm / 16.5"	750 mm / 29.5"	9.6 kg / 21.2 lbs	140 kg / 309 lbs
67cm: 22340	750 - 930 mm / 29.5" - 36.6"	620 mm / 24.4"	670 mm / 26.4"	250 mm / 9.8"	470 mm / 18.5"	750 mm / 29.5"	9.7 kg / 21.4 lbs	140 kg / 309 lbs
72cm: 22440	750 - 930 mm / 29.5" - 36.6"	620 mm / 24.4"	720 mm / 28.3"	250 mm / 9.8"	520 mm / 20.4"	750 mm / 29.5"	9.9 kg / 21.8 lbs	140 kg / 309 lbs
Rebel - Low								
57cm: 22141	680 - 860 mm / 26.7"-33.8"	540 mm / 21.3"	570 mm / 22.4"	250 mm / 9.8"	370 mm / 14.6"	750 mm / 29.5"	9.2 kg / 20.3 lbs	140 kg / 309 lbs
62cm: 22241	680 - 860 mm / 26.7"-33.8"	540 mm / 21.3"	620 mm / 24.4"	250 mm / 9.8"	420 mm / 16.5"	750 mm / 29.5"	9.4 kg / 20.7 lbs	140 kg / 309 lbs
67cm: 22341	680 - 860 mm / 26.7"-33.8"	540 mm / 21.3"	670 mm / 26.4"	250 mm / 9.8"	470 mm / 18.5"	750 mm / 29.5"	9.5 kg / 20.9 lbs	140 kg / 309 lbs
72cm: 22441	680 - 860 mm / 26.7"-33.8"	540 mm / 21.3"	720 mm / 28.3"	250 mm / 9.8"	520 mm / 20.4"	750 mm / 29.5"	9.7 kg / 21.4 lbs	140 kg / 309 lbs
Rebel - Reinforced								
62cm: 71221	750 - 930 mm / 29.5" - 36.6"	620 mm / 24.4"	620 mm / 24.4"	250 mm / 9.8"	470 mm / 18.5"	750 mm / 29.5"	11.5 kg / 25.4 lbs	250 kg / 551 lbs
67cm: 71321	750 - 930 mm / 29.5" - 36.6"	620 mm / 24.4"	670 mm / 26.4"	250 mm / 9.8"	520 mm / 20.4"	750 mm / 29.5"	11.6 kg / 25.6 lbs	250 kg / 551 lbs
72cm: 71421	750 - 930 mm / 29.5" - 36.6"	620 mm / 24.4"	720 mm / 28.3"	250 mm / 9.8"	520 mm / 20.4"	750 mm / 29.5"	11.8 kg / 26.0 lbs	250 kg / 551 lbs

Distance between wheels (standard): Regular: 477 mm / 18.8", Reinforced: 467 mm / 18.4", Seat size: Regular: 315 x 178 mm / 12.4 x 7", Reinforced: 400 x 178 mm / 15.8 x 7", Wheel size: 200 x 40 mm (7.9" x 1.6"), Accessories on page 28-29.

Parade

Lightweight rollator with good stability.

- Lightweight – less than 9 kg
- Stable on uneven surfaces
- Easy to maneuver in small spaces



Parade is designed for easy manoeuvrability even in small spaces. Despite its lightweight frame, it is still very stable and offers outstanding value for money. The maximum user weight capacity is 140 kg.

The Parade has ergonomic handles that ensure a comfortable and stable grip. It is easily folded and the rollator stands steady without support in the folded position.



Low weight – only 8.8 kg.



Easy to fold.



Ergonomic handles for a stable and comfortable grip.

Part no.	Height (min-max)	Seat height	Width	Width folded	Width between handles	Length	Weight	Weight capacity
85500	740-950 mm / 29.1" - 37.4"	595 mm / 23.4"	585 mm / 7.9"	200 mm / 22.4"	430 mm / 16.9"	695mm / 27.4"	8.8 kg / 19.4 lbs	140 kg / 309 lbs

Distance between wheels: 430 mm / 16.9", Seat size: 350 x 150 mm / 13.8 x 5.9", Wheel size: 200 x 40 mm (7.8"x1.6"), Accessories on page 28-29.

neXus 3

The only "true" cable-free rollator.

- Available with bag or basket
- Complete with comfortable padded seat and backrest
- 330lb/150kg weight capacity



The best-selling neXus series of walking aids are innovative rollators with high quality. The neXus rollator features an "X" frame design that folds from side to side which makes it quick and easy to fold. It also allows the rollator to stand independently when folded and ensures that it requires minimal space.

The neXus rollator has a padded back strap that can flip to allow for two-position seating and a double bearing front fork assembly for smooth rolling. The neXus 3 is available with either a mesh basket or a soft bag that can remain on the rollator even in the folded position.



Cable-free braking system.



Available with a basket or soft bag.



Stands independently when folded.

neXus 3

Part no.	Height (min-max)	Seat height ¹	Width	Width folded	Width between handles	Length	Weight	Weight capacity
Super low With basket: 450018 With bag: 460018	Reg: 700-775mm/27.5" - 30.5" Tall: 775-850mm/30.5" - 33.5"	470 mm / 18.5"	610 mm / 24"	254 mm / 10"	445 mm / 17.5"	660 mm / 26"	6.8 kg / 15 lbs	150 kg / 330 lb
Low: With basket: 450022 With bag: 460022	Reg: 750 - 850 mm / 29.5" - 33.5" Tall: 775 - 927mm / 30.5" - 36.5"	533 mm / 21"	610 mm / 24"	254 mm / 10"	445 mm / 17.5"	686 mm / 27"	6.8 kg / 15 lbs	150 kg / 330 lb
Standard: With basket: 450024 With bag: 460024	Reg: 830 mm - 930mm / 32.5" - 36.5" Tall: 826 mm - 1000 mm / 32.5" - 39.5"	610 mm / 24"	610 mm / 24"	254 mm / 10"	445 mm / 17.5"	700 mm / 27.5"	7.3 kg / 16 lbs	150 kg / 330 lb

Distance between wheels: 470 mm / 18.5", Seat size: 406mm x 241mm / 16" x 9.5", Wheel size: 200 x 30 (7.9"x1.2"), ¹Add 1" for cushion, For tall handles, add "T" at end of product code. Accessories on page 28-29.

neXus 2

Arthritic ball on brake handle for ease of use.

- Large mesh basket or soft bag (purchase separately)
- Stands independently when folded
- Comfortable, foam hand grips



neXus 1

Compact and lightweight rollator.

- Extremely compact and lightweight
- Small wheels make it ideal for indoor use
- Contoured, cushioned seat



neXus 2

Part no.	Height (min-max)	Seat height	Width	Width folded	Width between handles	Length	Weight	Weight capacity
Super Low: 451518	737-838 mm / 29" - 33"	470 mm / 18.5"	635 mm / 25"	254 mm / 10"	445 mm / 17.5"	660 mm / 26"	6.8 kg / 15 lbs	113.4 kg / 250 lbs
Low: 451522	800-902 mm / 31.5" - 35.5"	533 mm / 21"	635 mm / 25"	254 mm / 10"	445 mm / 17.5"	686 mm / 27"	6.8 kg / 15 lbs	113.4 kg / 250 lbs
Standard: 451524	876-978 mm / 34.5" - 38.5"	610 mm / 24"	635 mm / 25"	254 mm / 10"	445 mm / 17.5"	700 mm / 27.5"	7.3kg / 16 lbs	113.4 kg / 250 lbs

neXus 1

Super Low: 452018	711-813 mm / 28" - 32"	445 mm / 17.5"	635 mm / 25"	254 mm / 10"	445 mm / 17.5"	635 mm / 25"	5.9 kg / 13 lbs	113.4 kg / 250 lbs
Low: 452022	775-876 mm / 30.5" - 34.5"	508 mm / 20"	635 mm / 25"	254 mm / 10"	445 mm / 17.5"	660 mm / 26"	5.9 kg / 13 lbs	113.4 kg / 250 lbs
Standard: 452024	850-953 mm / 33.5" - 37.5"	584 mm / 23"	635 mm / 25"	254 mm / 10"	445 mm / 17.5"	686 mm / 27"	6.3 kg / 14 lbs	113.4 kg / 250 lbs

Distance between wheels: 470mm / 18.5", Seat size: 406 mm x 240 mm / 16 x 9.5", Wheel size: [neXus 2] 200x30 [7.9"x1.2"], [neXus 1] 150mm x 30 [6" x 1.2"], Accessories on page 28-29.

Mainly distributed within North America.

Carla

Extra large wheels ideal for rural environments.

- Wide walking space
- High user weight capacity
- Comfortable and easy walking



The Carla is a stable high quality rollator. The lightweight yet solid aluminum frame and large cambered wheels allow for stability and safety while walking. This rollator has a user weight capacity of 160kg.

The Carla rollator is available in three different seat heights and two different widths, all with height adjustable handles. This allows the Carla to easily be adapted to a variety of users. The Carla has many smart features that make it easily adaptable and comfortable to use. Folding is made easy with a release handle integrated in the seat.



Rounded corners to protect furniture and interior.




Cambered, big wheels for improved safety and stability.



Easy folding.

Part no.	Height [min-max]	Seat height	Width	Width folded	Width between handles	Length	Weight	Weight capacity
71115	670 - 800 mm / 26.4" - 31.5"	500 mm / 19.7"	580 mm / 22.8"	195 mm / 7.7"	400 mm / 15.7"	810 mm / 31.9"	10.5 kg / 23.1 lbs	160 kg / 352.7 lbs
71125	670 - 800 mm / 26.4" - 31.5"	540 mm / 21.5"	580 mm / 22.8"	195 mm / 7.7"	400 mm / 15.7"	810 mm / 31.9"	10.5 kg / 23.1 lbs	160 kg / 352.7 lbs
71135	670 - 800 mm / 26.4" - 31.5"	580 mm / 22.8"	580 mm / 22.8"	195 mm / 7.7"	400 mm / 15.7"	810 mm / 31.9"	10.5 kg / 23.1 lbs	160 kg / 352.7 lbs
71215	800 - 1020 mm / 31.5" - 40.2"	570 mm / 29.5"	630 mm / 24.8"	195 mm / 7.7"	450 mm / 17.7"	810 mm / 31.9"	10.5 kg / 23.1 lbs	160 kg / 352.7 lbs
71225	800 - 1020 mm / 31.5" - 40.2"	610 mm / 24.1"	630 mm / 24.8"	195 mm / 7.7"	450 mm / 17.7"	810 mm / 31.9"	10.5 kg / 23.1 lbs	160 kg / 352.7 lbs
71235	800 - 1020 mm / 31.5" - 40.2"	650 mm / 25.6"	630 mm / 24.8"	195 mm / 7.7"	450 mm / 17.7"	810 mm / 31.9"	10.5 kg / 23.1 lbs	160 kg / 352.7 lbs

Distance between wheels (width 580 mm): 405 mm / 15.9", Seat size: 333 x 173 mm / 13.1 x 6.8, Wheel size: 300 x 36 mm [11.8"x1.4"], Accessories on page 28-29.



Fellow Supreme

Easy-to-use rollator suitable for many users.

- Easy to use and maneuver
- Handle height memory for easier use
- Allowing users with reduced hand functions to easily lock the wheels



The Fellow Supreme combines high quality ergonomic design with a low centre of gravity for increased safety and stability. It's vast handle height adjustment range and high weight capacity of 150 kg make it easily suitable for most users.

With its unique fork construction, the Fellow Supreme is easy to maneuver. The soft braking system ensures that minimal hand pressure is required, allowing users with reduced hand functions to easily lock the wheels in place. The Fellow Supreme is also very easy to fold with a one-hand operation and can stand independently when folded.



The seat can be flipped up for increased walking space.



Easy braking and with forward-facing handles.



Removable grid for easy cleaning and reconditioning.

Part no.	Height (min-max)	Seat height	Width	Width folded	Width between handles	Length	Weight	Weight capacity
85400	730-1000 mm / 28.7" - 39.4"	590 mm / 23.2"	630 mm / 24.8"	370 mm / 14.7"	440 mm / 17.3"	680 mm / 26.8"	8.0 kg / 17.6 lbs	150 kg / 330.7 lbs

Distance between wheels: 475 mm / 18.7", Seat size: 432 mm / 17.0", Wheel size: 195 x 44 mm (7.7"x1.7"), Accessories on page 28-29.

Fellow Classic

Easy-to-use rollator ideal for both indoor and outdoor use.

- Suitable for most users
- Ideal for both indoor or outdoor use
- Easy and soft braking



The Fellow Classic is a safe and reliable, high quality rollator ideal for both indoor and outdoor use. It is available in five models: standard, low, high, wide and narrow. With a weight capacity of 150 kg, it will accommodate a variety of users.

The Fellow Classic's unique fork construction allows for easy manoeuvrability. The Fellow Classic features a soft braking system ideal for users with limited hand mobility and an easy-to-use folding system.



Forward-facing handles for good walking position.



Comfortbale handles with soft braking.



Unique fork construction allows easy manoeuvrability.

Part no.	Height (min-max)	Seat height	Width	Width folded	Width between handles	Length	Weight	Weight capacity
Standard: 88009	770-950 mm / 30.3" - 37.4"	590 mm / 23.2"	630 mm / 24.8"	290 mm / 11.4"	440 mm / 17.3"	690 mm / 27.2"	8.0 kg / 17.6 lbs	150 kg / 330.7 lbs
Low: 88109	680-805 mm / 26.8" - 31.7"	505 mm / 19.9"	620 mm / 24.4"	290 mm / 11.4"	440 mm / 17.3"	600 mm / 23.6"	7.7 kg / 16.9 lbs	130 kg / 286.6 lbs
Wide: 88309	770-950 mm / 30.3" - 37.4"	600 mm / 23.6"	690 mm / 27.2"	290 mm / 11.4"	500 mm / 19.7"	690 mm / 27.2"	8.7 kg / 19.2 lbs	150 kg / 330.7 lbs
Narrow: 88509	770-950 mm / 30.3" - 37.4"	600 mm / 23.6"	595 mm / 23.4"	290 mm / 11.4"	440 mm / 17.3"	690 mm / 27.2"	8.1 kg / 17.8 lbs	130 kg / 286.6 lbs
High: 88609	820-1000 mm / 32.3" - 39.4"	640 mm / 25.2"	625 mm / 24.6"	290 mm / 11.4"	440 mm / 17.3"	690 mm / 27.2"	8.1 kg / 17.8 lbs	130 kg / 286.6 lbs

Distance between wheels (standard): 470 mm / 18.5", Seat size (standard): 415 x 151 mm / 16.3 x 5.9", Wheel size: 195 x 44 mm (7.7"x1.7"), Accessories on page 28-29.

4200SWX

Ideal for active users.

- Detachable backrest
- Oversized padded seat for comfort
- High weight capacity



The **4200 series** of walking aids come in four versatile models. The 4200LX and 4200DX are mainly for indoor use, however, their durable construction allows the occasional outdoor adventure. Made of lightweight aluminum these models are easy to fold and ideal for small spaces.

The **WX and SWX models are ideal** for more active users and provide ample room between the handles while still maintaining a standard overall size.



Comfortable padded back support.



Available with a choice of handgrips.



Detachable backrest.

4200SWX

Part no.	Height (min-max)	Seat height	Width	Width folded	Width between handles	Length	Weight	Weight capacity
4220223	775 mm - 930 mm / 30.5" - 36.5"	559 mm / 22"	686 mm / 27"	305 mm / 12"	610 mm / 24"	686 mm / 27"	12.2 kg / 27lbs	228 kg / 500 lbs

Distance between wheels: 572mm / 22.5", Seat size: 508 x 356 mm / 20" x 14", Wheel size: 200 x 35 mm (7.9 x 1.4"), Accessories on page 28-29.

Only distributed within Canada.

4200WX

Complete with removable backrest.

- Extra wide seat
- Available in two seat widths
- Comfortable, curved backrest



4200DX

Ideal for indoor use.

- Durable yet lightweight
- Available in two seat heights
- Adjustable handle heights



4200LX

Auto-stop braking system.

- Lightweight
- Padded back support
- Primarily for indoor use



4200WX

Part no.	Height (min-max)	Seat height	Width	Width folded	Width between handles	Length	Weight	Weight capacity
Super Low Blue: 4214181 Super Low Red: 4214183 Super Low Grey: 4214184	775 - 890 mm/ 30.5 - 35"	483 mm / 19"	622 mm/ 24.5"	318 mm /12.5"	445 mm / 17.5"	610 mm/ 24"	6.6 kg / 14.5lbs	113.4 kg/ 250 lbs
Low Blue: 4214221 Low Red: 4214223 Low Grey: 4214224	876 - 980 mm/ 34.5 - 38.5"	572 mm / 22.5"	622 mm/ 24.5"	343 mm /13.5"	445 mm / 17.5"	610 mm/ 24"	6.6kg / 14.5lbs	113.4 kg/ 250 lbs
Wide, Super Low, Blue: 4215181 Wide, Super Low, Red: 4215183 Wide, Super Low, Grey: 4215184	775 - 890 mm/ 30.5 - 35"	483 mm / 19"	686 mm /27"	343 mm /13.5"	520 mm / 20.5"	610 mm/ 24"	7kg / 15.5lbs	158.8 kg/ 350 lbs
Wide, Low Blue: 4215221 Wide, Low Red: 4215223 Wide, Low Grey: 4215224	876 - 980 mm/ 34.5 - 38.5"	572 mm / 22.5"	686 mm /27"	343 mm /13.5"	520 mm / 20.5"	610 mm/ 24"	7kg / 15.5 lbs	158.8 kg/ 350 lbs

4200DX


Super Low Red: 4205183 Super Low Black: 4205185	762 - 864 mm/ 30 - 34"	476 mm / 18.75"	572 mm /22.5"	305 mm / 12"	420 mm / 16.5"	610mm/ 24"	5.4 kg / 12lbs	113.4 kg / 250lbs
Low Red: 4205223 Low Black: 4205225	826 - 940 mm/ 32.5 - 37"	552 mm / 21.75"	600 mm/ 23.5"	305 mm / 12"	445 mm / 17.5"	610 mm/ 24"	5.4 kg / 12lbs	113.4 kg / 250 lbs

4200LX

4200	813 mm - 914 mm/ 32 - 36"	533 mm / 21"	600 mm/ 23.5"	305 mm / 12"	445 mm / 17.5"	584 mm/ 23"	5kg / 11lbs	113.4 kg / 250 lbs
------	------------------------------	--------------	------------------	--------------	----------------	----------------	----------------	-----------------------

Distance between wheels: WX Regular : 445 mm / 17.5", WX Wide: 520 mm / 20.5", DX Super Low: 476 mm / 18.75", DX Low: 502 mm / 19.75" LX: 432 mm / 17", Seat size: LX/DX: 305 x 305 mm / 12" x 12", WX: 430 x 318 mm / 17" x 12.5", Wheel size: WX 200 x 40mm/7.9" x 1.6", DX 200 x 25mm/7.9" x 1", LX 127mm x 25mm/ 5" x 1" Accessories on page 28-29.

Only distributed within Canada.



Carl-Oskar RA

Ideal for users recovering from stroke.

- Individually adjustable forearm supports
- Ergonomic handles for a comfortable grip
- Smooth and comfortable to use



The Carl-Oskar RA is designed for users requiring extra support or who find it difficult to maneuver an ordinary rollator. Ideal for those users recovering from stroke, the Carl-Oskar RA features separate forearm supports and large wheels that ensure walking is easy on uneven surfaces.

The handles can be adjusted to many different heights and the supports are adjustable in angle, ensuring a comfortable fit. The Carl-Oskar RA comes with a full range of optional accessories and can be folded for easier transport.



Adjustable underarm support.



Angle adjustable handles.



Articulated chassis.

Part no.	Height (min-max)	Width	Width folded	Length	Weight	Weight capacity
Low 67cm: 12315	950 - 1130 mm / 37.4" - 44.5"	670 mm / 26.4"	260 mm / 10.2"	820 mm / 32.3"	13.0 kg / 28.6 lbs	125 kg / 275.6 lbs
Nor 67cm: 12325	1070 - 1260 mm / 42.1" - 49.6"	670 mm / 26.4"	260 mm / 10.2"	820 mm / 32.3"	13.2 kg / 29.1 lbs	125 kg / 275.6 lbs
Low 72cm: 12415	950 - 1130 mm / 37.4" - 44.5"	720 mm / 28.3"	260 mm / 10.2"	820 mm / 32.3"	13.1 kg / 28.9 lbs	125 kg / 275.6 lbs
Nor 72cm: 12425	1070 - 1260 mm / 42.1" - 49.6"	720 mm / 28.3"	260 mm / 10.2"	820 mm / 32.3"	13.3 kg / 29.3 lbs	125 kg / 275.6 lbs

Distance between wheels(67 cm): 482 mm / 18.9", Wheel size: 300 x 45 mm [11.8"x1.8"], Accessories on page 28-29.

Rebel RA

Ideal for pain-sensitive users.


- Individually adjustable arm supports
- Ideal for both indoor or outdoor use
- Easy and smooth walking

The Rebel RA is a safe and reliable rollator with separate under-arm supports. This is the ideal rollator for those pain-sensitive users suffering from arthritis, Parkinson's or many other neurological disorders.

The Rebel RA provide the extra support required for those who experience difficulty manoeuvring an ordinary rollator and its unique front fork design and wheels ensure easy and smooth walking. The Rebel RA can be used both indoors or outdoors.



Adjustable underarm support.



Ergonomic handles for a stable and comfortable grip.



Flexible chassis for stable walking.

Part no.	Height (min-max)	Width	Width folded	Length	Weight	Weight capacity
Low 67cm: 22311	860 - 1040 mm / 33.8" - 40.9"	670 mm / 26.3"	250 mm / 9.8"	750 mm / 29.5"	11.3 kg / 24.9 lbs	125 kg / 275.6 lbs
Nor 67cm: 22321	1040 - 1220 mm / 40.9" - 48.0"	670 mm / 26.3"	250 mm / 9.8"	750 mm / 29.5"	11.5 kg / 25.3 lbs	125 kg / 275.6 lbs
Low 72 cm: 22411	860 - 1040 mm / 33.8" - 40.9"	670 mm / 26.3"	250 mm / 9.8"	750 mm / 29.5"	11.4 kg / 25.1 lbs	125 kg / 275.6 lbs
Nor 72 cm: 22421	1040 - 1220 mm / 40.9" - 48.0"	670 mm / 26.3"	250 mm / 9.8"	750 mm / 29.5"	11.6 kg / 25.6 lbs	125 kg / 275.6 lbs

Distance between wheels (67 cm): 482 mm / 18.9", Wheel size: 200 x 40 mm (7.9"x1.6"), Accessories on page 28-29.

Staffan RA

Easy to move even in small spaces.

- Individually adjustable underarm supports
- Narrow overall width
- Stable and easy to maneuver



Staffan RA is a highly maneuverable rollator for indoor use. It is only 59 cm wide, which makes it easy to move even in small spaces. Staffan RA also has adjustable underarm supports that provide a steady and ergonomic grip for the user.

Staffan RA has fixed rear wheel and brake for better stability and security. It has a maximum height of 1280 mm (Staffan high) and can be folded for easier transport.



Adjustable underarm support.



Only 59 cm wide.



Ergonomic handles.

Part no.	Height (min-max)	Width	Wheel size	Length	Weight	Weight capacity
Low 59cm: 42221	860 - 1080 mm / 33.8" - 42.5"	590 mm / 23.2"	200 x 40 mm (7.9"x1.6")	710 mm / 27.9"	10.3 kg / 22.7 lbs	90 kg / 198.4 lbs
High 59cm: 42231	1070 - 1280 mm / 42.1" - 50.4"	590 mm / 23.2"	200 x 40 mm (7.9"x1.6")	710 mm / 27.9"	10.6 kg / 23.4 lbs	125 kg / 275.6 lbs

Distance between wheels: 446 mm / 17.6", Accessories on page 28-29.



Carl-Oskar TW

Comfortable, padded forearm table ideal for resting forearms.

- Wider, firm forearm support base
- Ergonomic handles for a comfortable grip
- Extra large wheels for easy manoeuvrability



With a wide, comfortable forearm support platform table, the Carl-Oskar TW will easily assist those users requiring even more support than with an ordinary trolley walker. This forearm table ensures those patients that are pain sensitive will be able to comfortably rest forearms while the front-facing brake handles will assist with maintaining better posture.

With large, ball-bearing mounted wheels and a full range of optional accessories. The Carl-Oskar easily folds once the support is removed.



Firm, wide table support pad.



Can be folded for easier transport.



Ergonomic handles.

Part no.	Height (min-max)	Width	Width folded	Length	Weight	Weight capacity
Low 67cm: 13315	950 - 1130 mm / 37.4"-44.5"	670 mm / 26.4"	260 mm / 10.2"	820 mm / 32.3"	14.5 kg / 31.9 lbs	125 kg / 275.6 lbs
Nor 67cm: 13325	1070 - 1260 mm / 42.1 - 49.6"	670 mm / 26.4"	260 mm / 10.2"	820 mm / 32.3"	14.7 kg / 32.4 lbs	125 kg / 275.6 lbs
Low 72cm: 13415	950 - 1130 mm / 37.4"-44.5"	720 mm / 28.3"	260 mm / 10.2"	820 mm / 32.3"	14.6 kg / 32.2 lbs	125 kg / 275.6 lbs
Nor 72cm: 13425	1070 - 1260 mm / 42.1 - 49.6"	720 mm / 28.3"	260 mm / 10.2"	820 mm / 32.3"	14.8 kg / 32.6 lbs	125 kg / 275.6 lbs

Distance between wheels(67 cm): 482 mm / 18.9", Wheel size:300 x 45 mm (11.8"x1.8"), Accessories on page 28-29.

Rebel TW

Ideal for both indoor or outdoor use.

- Firm and wide table
- Easy to manoeuvre
- Ergonomic handles for a comfortable grip



The Rebel TW is a safe and reliable rollator with table pad. It is designed for users requiring extra support or who find it difficult to manoeuvre an ordinary rollator.

Unique front fork design and ball-bearing mounted wheels ensure very easy manoeuvrability – a primary feature for pain-sensitive users. The Rebel TW can be used for both indoor and outdoor use and can easily be folded once the pad is removed.



Firm and wide table pad.



Easy folding with pad removed.



Ergonomic handles.

Part no.	Height (min-max)	Width	Width folded	Length	Weight	Weight capacity
Low 67cm: 23311	860 - 1040 mm / 33.9"-40.9"	670 mm / 26.4"	250 mm / 9.8"	750 mm / 29.5"	12.8 kg / 28.2 lbs	125 kg / 275.6 lbs
Nor 67cm: 23321	1060 - 1240 mm / 41.7 - 48.8"	670 mm / 26.4"	250 mm / 9.8"	750 mm / 29.5"	13.0 kg / 28.7 lbs	125 kg / 275.6 lbs
Low 72cm: 23411	860 - 1040 mm / 33.9"-40.9"	720 mm / 28.3"	250 mm / 9.8"	750 mm / 29.5"	12.9 kg / 28.4 lbs	125 kg / 275.6 lbs
Nor 72cm: 23421	1040 - 1220 mm / 40.9" - 48.0"	720 mm / 28.3"	250 mm / 9.8"	750 mm / 29.5"	13.1 kg / 28.9 lbs	125 kg / 275.6 lbs

Distance between wheels(67 cm): 482 mm / 18.9", Wheel size: 200 x 40 mm [7.9"x1.6"], Accessories on page 28-29.

Staffan TW

Trolley walker with narrow width designed for indoor use.

- Easy to manoeuvre
- Narrow overall width ideal for indoor use
- Smooth indoor use

Highly manoeuvrable, this trolley walker is designed for indoor use only with a narrow overall width of 62cm. The Staffan TW is available in two heights and it folds easily for transport or storage.

The fixed rear wheels and brake add stability while the wide, firm platform table with raised side supports enhance comfort and safety.



Wide, firm platform table.



Only 62 cm wide.



Easy to manoeuvre.

Part no.	Height (min-max)	Width	Wheel size	Length	Weight	Weight capacity
Low 62cm: 43211	860 - 1080 mm / 33.8" - 42.5"	620 mm / 24.4	200 x 40 mm (7.9"x1.6")	710 mm / 27.9"	11.7 kg / 25.8 lbs	90 kg / 198.4 lbs
High 62cm: 43221	1070 - 1280 mm / 42.1" - 50.4"	620 mm / 24.4	200 x 40 mm (7.9"x1.6")	710 mm / 27.9"	11.9 kg / 26.2 lbs	125 kg / 275.6 lbs

Distance between wheels: 476 mm / 18.7", Accessories on page 28-29.



Svea TW

Sturdy and safe hydraulic trolley walker for indoor use.

- Easy to adjust in height
- Robust and stable
- Firm and wide table

This sturdy and safe hydraulic trolley walker features a gas spring that acts as a shock absorber while walking. Available in two widths and two heights, the Svea TW combines maximum weight bearing relief with the manoeuvrability of a rollator.

A stabilizer wheel accessory for added stability is also available. The Svea TW is recommended for indoor use and has a maximum user weight capacity of 150kg.



Hydraulic mechanism.



Ball-bearing wheels.

















Ergonomic and comfortable handles.

Part no.	Height (min-max)	Width	Length	Weight	Weight capacity
Low 59cm: 53211	820 - 1070 mm / 32.3 - 42.1"	590 mm / 23.2"	850 mm / 25.6"	14.9 kg / 32.8"	150 kg / 330.7 lbs
Nor 59cm: 53221	1010 - 1260 mm / 39.7 - 49.6"	590 mm / 23.2"	850 mm / 25.6"	15.1 kg / 33.3"	150 kg / 330.7 lbs
Low 68 cm: 53411	820 - 1070 mm / 32.3 - 42.1"	680 mm / 26.8"	850 mm / 25.6"	15.1 kg / 33.3"	150 kg / 330.7 lbs
Nor 68 cm: 53421	1010 - 1260 mm / 39.7 - 49.6"	680 mm / 26.8"	850 mm / 25.6"	15.3 kg / 33.7"	150 kg / 330.7 lbs

Distance between wheels (59 cm): 446 mm / 17.6", Wheel size: 200 x 40 mm (7.9"x1.6"), Accessories on page 28-29.

Accessories

Description	Carl-Oskar	Rebel	Parade	Carla	Fellow Supreme	Fellow Classic	Nexus series	4200 series	Carl-Oskar RA/TW	Rebel RA/TW	Staffan RA/TW	Svea TW
Slow down brake Prevents the walker from going to fast. Ideal for stroke patients. 	10620 ●	10620 ●		70880 ●	88121 (right) 88122 (left) 10625 (both) ●	88121 (right) 88122 (left) 10625 (both) ●	4950 (neXus 3 only) ●		10620 ●	10620 ●		
IV-stand Attaches to rollator frame and holds IV bag. 						08814 ●						
One-hand brake Allows the user to control brake functions with one hand. 	10652 ●	10652 ●		10652 ●	10669 (right) 10676 (left) ●	10677 (right) 10678 (left) ●			10653 ●	10653 ●	10653 (low) 10654 (high) ●	10653 ●
Curb climber Simplifies the transport over obstacles. 	10612 ●	10612 ●	10661 ●	70890 (right) 70895 (left) ●	Integrated in the rollator ●	10661 ●	On neXus 2: 4878 neXus 3: 4879 [standard] ●		10612 ●	10612 ●		10612 ●
Splash guard Protects legs and clothes. Sold in pairs. 	10608 ●								10608 ●			
Stabilizer wheel Provides enhanced stability. 												50609 ●
Cane holder Simplifies the transport of the cane. 	10603 ●	10603 ●	10675 ●	80603 ●	10603 ●	10603 ●	80703 ●	4345 ●	10603 ●	10603 ●	40603 ●	

Description	Carl-Oskar	Rebel	Parade	Carla	Fellow Supreme	Fellow Classic	Nexus series	4200 series	Carl-Oskar RA/TW	Rebel RA/TW	Staffan RA/TW	Svea TW
Back support Gives support for the back when sitting. 	10621 10655 [72cm] ●	10621 10655 [72cm] ●	10621 ●		10668 ●	10668 ●	Included ●	Included ●				
Strap Ideal for fastening newspapers or eyeglass cases. 					10679 ●							
Oxygen holder Gives steady storage of the oxygen tube. 	10615 ●	10615 ●		70615 ●	10671 ●	08811 ●			10615 ●	10615 ●	40605 ●	
Basket with handle Basket ideal for shopping. 	10601 ●	10601 ●	10662 ●	80611 (for 71115) 80621 (for all other models) ●	10666 ●	08805 (standard) 88051 (low) 88052 (thin, high, wide) ●	Included 4510 ●	Included ●	10601 ●	10601 ●	40601 ●	
Soft Bag Soft bag with convenient pockets, can remain on the rollator when folded. 							8050105 (5 pieces) ●					
Tray Practical for resting lightweight items. (clear plastic) 	10651 [57cm] 10602 [62, 67, 72 cm] ●	10651 [57cm] 10602 [62, 67, 72 cm] ●	10664 ●	70900 ●	10667 ●	08806 ●	80702 ●	4350 ●	10602 ●	10602 ●		
Bag Protection against weather and insight. 					08808 ●	08808 (standard, thin, wide) 88081 (low) ●						

How do I choose the right rollator?

Consider the following before purchasing a rollator:

1. Which rollator should I use?

There are rollators that are good for every environment and others more suited for just indoor use. If using your rollator outside or on uneven surfaces, choose a rollator with large and stable wheels. If you mostly use it indoors, smaller wheels ensure walking is smooth. If you frequently transport it, think about weight and folding possibilities.

2. What size should it be?

The seat should feel roomy with sufficient distance between the handles so you do not have to squeeze into the seat. Make sure the width of the rollator fits through your doorways. A rollator that can partially fold while walking is ideal for narrow doorways. Your feet should rest comfortably on the ground when you sit down on your rollator.

3. How do I choose the right handle?

With weak or painful hands or wrists, anatomically shaped handles will spread the weight over a wider area of the palm thus reducing stress and making the use of the brake much easier.

4. How do I set the correct handle height?

When you stand straight, the handles should meet your wrist and arms should be slightly bent at the elbows (about 20 to 30 degree angle).

5. What wheels are appropriate?

Larger wheels facilitate walking on uneven ground while small wheels are better for indoor use.

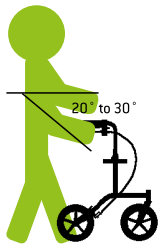
7. What accessories do I need?

We offer a wide assortment of accessories to make your rollator individually yours! From deep baskets that are ideal for your groceries, to soft bags that can be left on the rollator while it is partially folded, to cane holders and trays – all our accessories will make your day to day outings easier and more enjoyable!





How to measure for a rollator



Measure the handle height

To measure for handle height, start by standing straight up with your shoes on. Bend your arm to approximately a 20° to 30° angle. Have someone measure from the crease of your wrist to the ground. This measurement should be the approximate height of the handles.



Measure the seat height

Sit in a chair that you are comfortable in and from which you can easily rise from. Measure the floor to seat height and this will give you an approximate seat height in a rollator.



Measure your doorways

Find the smallest place you will need to fit through. Most often, that is a doorway or hallway. Ensure that your rollator's overall width will go through this space. A rollator that can partially fold while walking may also be used for those smaller spaces.

Distributor:



HUMAN CARE
Your Life. Your Way.

AUSTRALIA

Unit 9, 271 Wells Road
Chelsea Heights, Victoria 3196
Phone:- +61 3 8773 1111
Fax:- +61 3 9773 4008

Email: info.au@humancaregroup.com

CANADA

10-155 Colonnade Road
Ottawa, ON K2E 7K1
Phone:- 613.723.6734
Fax:- 613.723.1058

Email: info.ca@humancaregroup.com

SWEDEN

Årstaängsvägen 21C
117 43 Stockholm
Phone:- +46 8 665 35 00
Fax:- +46 8 665 35 10

Email: info.se@humancaregroup.com

UNITED STATES

4210 S. Industrial Drive, Suite 160
Austin, TX 78744
Phone:- 512.476.7199
Fax:- 512.476.7190

Email: info.us@humancaregroup.com