

WF-8930/50 Series 30/50 Amp Distribution Panel



THE HEARTBEAT OF TODAY'S RVs



Model WF-8930/50-NP-30 (Brown)

AC Service: 30 Amps
Input Voltage:
120 VAC

Model WF-8930/50-NPB-30 (Black)

AC Service: 30 Amps
Input Voltage:
120 VAC

Model WF-8930/50-NP (Brown)

AC Service: 30/50 Amps
Input Voltage:
120/240 VAC

Model WF-8930/50-NPB (Black)

AC Service: 30/50 Amps
Input Voltage:
120/240 VAC

Model WF-8930/50-NPB-50 (Black)

AC Service: 30/50 Amps
Input Voltage:
120/240 VAC

The Flexibility of a Two-Piece System

The WF-8930/50 distribution panel teams up with any of WFCO's deck mount converters to give engineers extra flexibility in product design. The two-piece system enables the panel to fit a smaller wall area, providing more RV design options.


With 40 years of power equipment experience, WFCO has developed a distribution solution based on the real needs of RV manufacturers. The WF-8930/50 is very popular for its 50 Amp AC service, but is also available with 30 Amp service. Deck mount converters simply plug into the AC receptacle on the distribution center's back to receive power.

Reliability. Vertically integrated, WFCO has total supply chain control, ensuring quality materials, parts, and processes at each stage. Components are quality tested at critical manufacturing stages helping keep warranty claims below 1%. All models are UL* and cUL* listed.


PRODUCT FEATURES



Strain relief is built into the back of the WF-8930/50 cabinet, making installation of wiring fast and easy.



WFCO was the first to utilize LED warning lights as an alert for open 12V circuits with a viewing window in the door.



The 12V fuse panel quickly and easily snaps into place; no fiddly and time-consuming screws are needed.


Other Popular Features:

- Primarily designed for 50 Amp main, with 12 AC branch circuits and 15 DC circuits.
- The DC compartment is equipped with Negative DC terminal bars.
- The WF-8930/50-50 is the WF-8930/50 panel board equipped with a larger door assembly, permitting manufacturers to standardize installation cutouts when offering 30 Amp service as standard and 50 Amp service as an option. (Contact our Power Pros for more information @ 877-294-8997.)


WF-8930/50 Series

EASY INSTALLATION

All WFCO models are designed with the installer and assembly line in mind. We work with installers every day to find ways to streamline installation to reduce time and fiddle factor.




All WFCO converters are equipped with standard 15 or 20 Amp plugs for easy power supply connection. The WF-8930/50 has an AC receptacle that is rated for 15 or 20 Amps and is located on the back, allowing easy converter plug in for power.



Built in terminal bars for the negative DC wiring eliminates the time and cost of installing a separate negative DC bar.



SMART ENGINEERING: THREE-STAGE CHARGING IS BETTER. WFCO's automatic three-stage converter handles every charging need for the RV while extending the battery's life. Well-maintained batteries should never need more than two-stage (Normal and Trickle) charging. Our third stage (Bulk) is provided for the rare times a battery needs extra-power for charging. See wfcoelectronics.com for details.



Metal reinforced mounting holes allow quick installation while avoiding cracking of plastic flange.

SPECIFICATIONS	WF-8930/50
Input Voltage	120 VAC or 240 VAC
Input Current	30 Amps or 50 Amps
AC Breakers Setup	30 Amps: Main + 7 Branch circuits 50 Amps: Main + 12 Branch circuits
Outer Dimensions	13 3/4"W x 9 1/2"H x 4"D
Rough Opening	12 3/16"W x 8 3/16"H x 3"D
Larger Door Assembly	13 7/8"W x 11 3/4"H
Weight	3.75 lbs.

Certifications: UL* and cUL* listed.
Specifications are subject to change without notice or obligation.

ALL MODELS:
Standard Safety Features/Protections: Over Current, Over Temperature, Over Voltage, Reverse Polarity
Installation:
AC Circuits: 30 Amp main with 7 Branch Circuits, 50 Amp main with 12 Branch Circuits
DC Circuits: 15 DC, Thirteen 20 Amp and two 30 Amp
Case Material: Plastic,
Colors: Brown/Black



THE HEARTBEAT OF TODAY'S RVS
2021 Aeroplex Drive North · Elkhart, IN 46514
P- 877.294.8997 · F- 574.294.8698
wfcoelectronics.com

The RV Industry's Electrical Authority

Our Power Pros provide expert technical support for everything the RV industry needs. Visit wfcoelectronics.com/support.



EXPERT PRODUCT SUPPORT