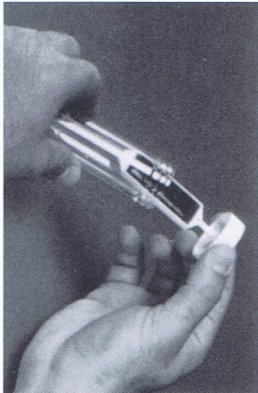


Bug Check® BF

Avalon International Corporation
317 Lockwood Avenue Northfield, IL 60093-3522
Voice 847-446-9986 Fax 847-446-9946
www.bugcheck.us

Directions for use:

1.



Unscrew the cap and remove the paddle from the tube. Be careful not to touch either of the paddle's surfaces.

2.



Immerse the paddle into the fluid sample for 2–3 seconds so that both surfaces are covered.

3.



Allow excess fluid to drain from paddle. To avoid outside contamination, be careful not to touch the paddle to any other surface before replacing in tube.


4.



Return the paddle to the tube and secure the cap.

Disposal:
Used paddles can be disposed of by incineration or soaking in a suitable disinfectant.

5.



While waiting for growth, place tubes at room temperature out of direct sunlight. Incubation optional.

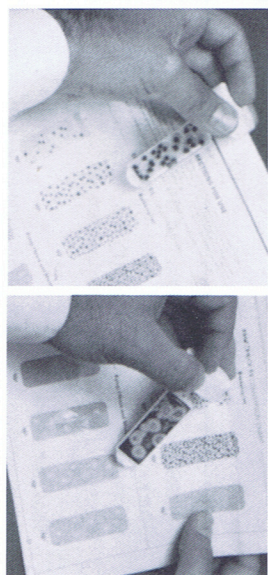
BACTERIA (Yellow Side)

Growth can be read after 24–36 hours.

FUNGI (Brown Side)

Sparse growth can be read after 36–48 hours. Heavy growth may require up to five days of incubation and daily examination.

Note: Capturing fungi on a paddle is often difficult since fungi tends to adhere to surfaces while bacteria move freely throughout the fluid.



6.

Compare growth on the paddle to the conversion chart on reverse side.