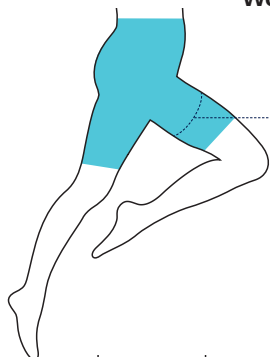


Size determination

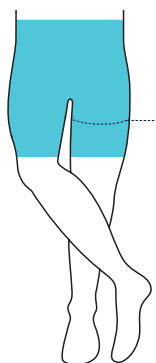
COMPRESSION Shorts



Women

| Thigh circumference in cm | | | |
|---------------------------|-------|-------|-------|
| XS | S | M | L |
| 45-50 | 50-55 | 55-60 | 60-65 |

cG: Measurement at the widest point



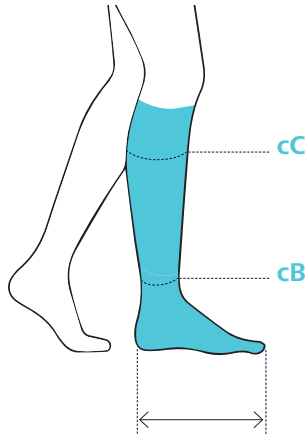
Men

| Thigh circumference in cm | | | |
|---------------------------|-------|-------|-------|
| S | M | L | XL |
| 50-55 | 55-60 | 60-65 | 65-70 |

cG: Measurement at the widest point

Size determination

PERFORMANCE / RECOVERY Socks



| Circumference measurement in cm | | | | |
|---------------------------------|-------|-------|-------|-------|
| XS | S | M | L | XL |
| 29-33 | 32-37 | 36-40 | 39-43 | 42-47 |
| 17-19 | 19-21 | 21-23 | 23-25 | 25-28 |

cB: Measurement at the narrowest point; **cC:** Measurement at the widest point

| Shoe size range | | | |
|-----------------|---------|---------|-------|
| 35-38.5 | 39-42.5 | 43-46.5 | 47-50 |

Circumference + **Shoe size** = **Product size**

The product size is calculated based upon the combination of the circumference measurement with the corresponding shoe size range, e.g. circumference measurement XS + shoe size 37 (range 35-38.5) = **XS 35-38.5**

If the circumference measurements for cB and cC differ, **always choose the larger measurement** (cB: XS, cC: S = choose **S**)