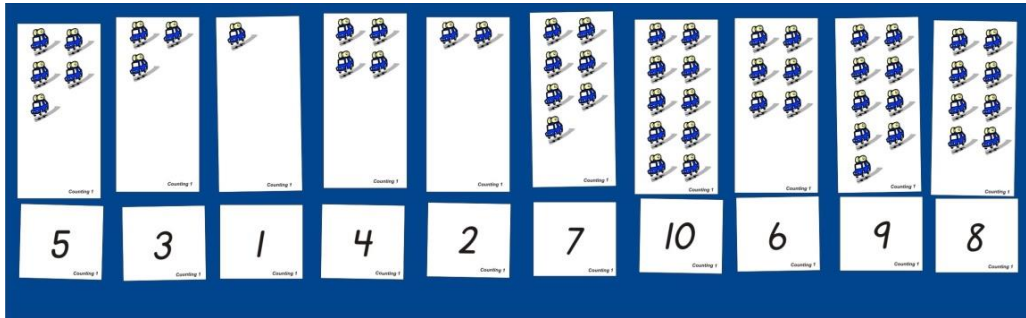




# Counting

## Instructions

Each page is one exercise. Laminate, cut, and store all pieces on each page in a separate hardware drawer, box, or envelope. Labels for each container are shipped with the set.



The first 10 exercises involve matching numerals with quantities. The child arranges the picture cards in a random order in one or two horizontal rows on a rug or table as shown above. He or she then places the appropriate numerals under the respective pictures.



The last five exercises introduce the concept of addition and subtraction sentences associated with pictures. Again, each page is one exercise which can be stored in a separate container. The child arranges the picture cards designated "1<sup>st</sup>" in vertical column. He or she then matches smaller cards to the appropriate picture. The "2<sup>nd</sup>" column is the numeral expression and the 3<sup>rd</sup> column is the value that results from the expression.