



Pictured above: The new 24" Chestnut Oak Log Set (see page 4).

TABLE OF CONTENTS

SECTION	DESCRIPTION	PAGE
I	Standard Gas Log Sets Only - Charred Series, Designer Series & Classic Series	3-5
II	Standard Burner Systems Only - Gas Log Burners and Glass Burners	5-7
III	See-Thru Gas Log Sets Only - Charred Series, Designer Series, and Classic Series	8
IV	See-Thru Burner Systems Only - Gas Log Burners and Glass Burners	8-9
V	Specialty Burner Systems & Gas Logs - G31, EC, G52, and P45 Burner Systems	10-12
VI	Safety Valves and Remote Compatible Options	13
VII	Glass Media & Fyre Spheres - Fyre Glass, Reflective Fyre Glass, Fyre Gems, Diamond Nuggets, and Fyre Spheres	14
VIII	Accessories	15-16

RH PETERSON CO.

14724 Proctor Avenue • City of Industry, CA 91746 • Website: www.rhpeterson.com • Phone (626) 369-5085 • Fax (626) 369-5979

SUPERSEDES ALL OTHER PRICE LISTS • PRICES SUBJECT TO CHANGE WITHOUT NOTICE • ALL PRICES FOB FACTORY, TERMS: NET 30 DAYS

1. Select log style design or contemporary media



Purchase Info. Key

- For all model numbers: **= Insert Size
- All prices: \$
- Weight: #

GAS LOG STYLE CODES

CHARRED SERIES		DESIGNER SERIES	
CHD:	Charred Oak	RDP:	Golden Oak Designer Plus
HCHR:	Burnt Rustic Oak	HRD:	Rustic Oak Designer
CHS:	Charred Split	AO:	American Oak
HCHS:	Burnt Split Oak	S:	Split Oak
CHRRSO:	Charred Rugged Split Oak	SDP:	Split Oak Designer Plus
CHAO:	Charred American Oak	RRSO:	Rugged Split Oak
CHN:	Charred Northern Oak	WS:	Woodstack
CHDS:	Charred Oak Stack	WO:	Woodland Oak
CHB:	Charred Royal English Oak	MBW:	Mountain Birch
PN:	Pioneer Oak	W:	White Birch
CHGO:	Charred Grizzly Oak	WCF:	Western Campfire
CHMJ:	Charred Majestic Oak	BD:	Royal English Oak Designer
CHNA:	Charred Angel Oak	GSO:	Gnarled Split Oak
CHNS:	Charred Angel Split Oak	CN:	Chestnut Oak
CHMBW:	Charred Mountain Birch	MCO:	Mountain Crest Oak*
ENO:	Charred Evergreen Oak*	MCS:	Mountain Crest Split Oak*
ENS:	Charred Evergreen Split Oak*	COLO:	Colonial Oak*
BTA:	Burnt Aspen*	MP:	Mammoth Pine*

CONTEMPORARY MEDIA CODES

FYRE GLASS		FYRE GEMS	
GL-F:	Azuria	GLG-J:	Black Pearl
GL-B:	Black	GLG-T:	Blue Topaz
GL-Z:	Bronze	GLG-D:	Champagne
GL-N:	Caribbean Blue	GLG-A:	Deep Amber
GL-C:	Clear	GLG-E:	Emerald
GL-E:	Emerald	GLG-C:	Glacier
GL-W:	Star Fyre	GLG-S:	Sapphire
		GLG-RY:	Ruby

REFLECTIVE FYRE GLASS		DIAMOND NUGGETS	
GL-FR:	Azuria Reflective	GLD-C:	Clear
GL-BR:	Black Reflective	GLD-SB:	Steel Blue
GL-ZR:	Bronze Reflective	GLD-R:	RosØ
GL-NR:	Caribbean Blue Reflective	GLD-E:	Emerald
GL-QR:	Copper Reflective	GLD-PB:	Pacific Blue
GL-ER:	Emerald Reflective	GLD-DB:	Deep Black
GL-HR:	Gold Reflective	GLD-BL:	Black Luster
GL-CR:	Champagne Reflective		

CLASSIC SERIES	
R:	Golden Oak
HR:	Rustic Oak
RRO:	Rugged Oak
PO:	Post Oak
B:	Royal English Oak
CDR:	Coastal Driftwood

See page 8 for See-thru Gas Log Sets

FOR P45 BURNER	
EB:	Epic Black Fyre Spheres*
GS:	Graystone Fyre Spheres*
SO:	Shoreline Designer Oak*
SDW:	Shoreline Driftwood*

See Pages 14 & 15 for FYRE SPHERES & RIVER ROCK

* Log sets are only compatible with specific specialty burners - see Section V.

2. Select burner system



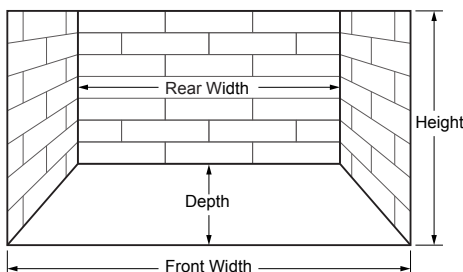
G45-24-02

BURNER STYLE CODES

LISTED BURNERS		ANSI CERTIFIED BURNERS	
G4:	Glowing Ember	G45(A):	Triple T Burner
GX4:	Heavy Duty Glowing Ember	G45(A)-SS:	Triple T Stainless Steel
G45:	Triple T Burner	G45-GL(A):	Triple T Glass Burner
GX45:	Heavy Duty Triple T Burner	G45-GL-SS:	Triple T Stainless Glass
G45-GL:	Triple T Glass Burner	G46:	Glowing Ember
PB:	Pan Burner (For Glass)	PB(A):	Pan Burner (For Glass)
EC:	Epic Burner	P45:	Tapered Pan Burner
		G31:	3-Tiered Burner
		G52:	Radiant Fyre Burner
		G52-SS:	Radiant Fyre Burner Stainless Steel


See pages 8 - 9 for See-thru Burner Systems

3. Select size



4. Select controls

(Page 13)



EPK-1

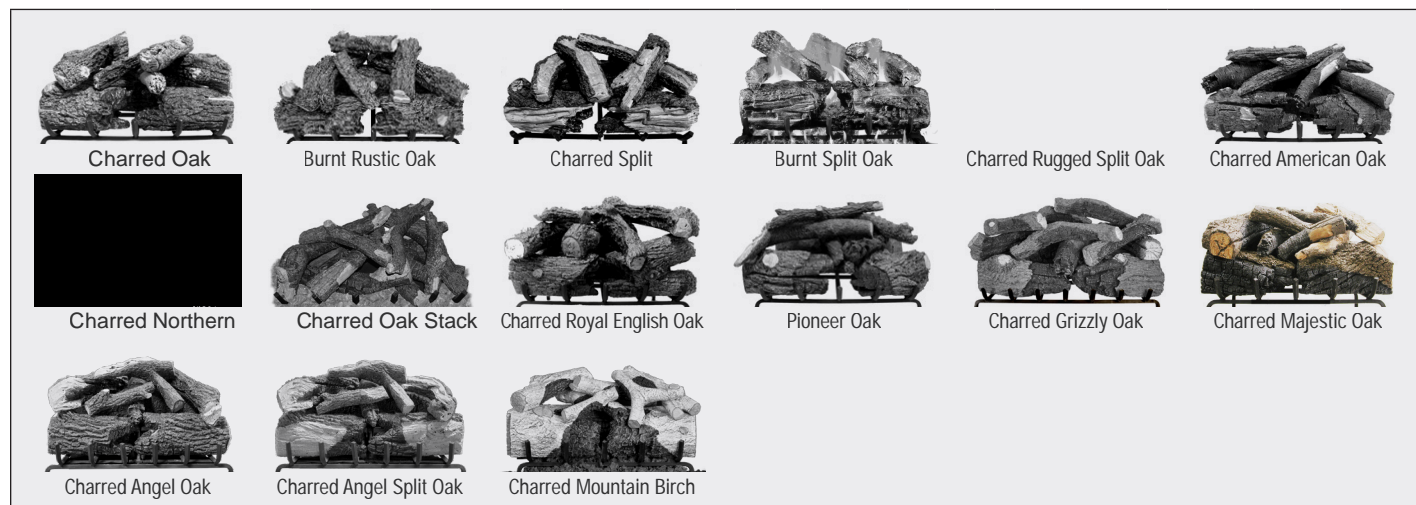
5. Select accessories

(Pages 15-16)



DP-7 DECOR PACK
Featuring Bryte Coals

A. Charred Series - Standard Gas Log Sets



GAS LOG STYLE	BURNER KEY	MODEL #	16"	18/20"	19"	24"	30"	36"*	42"*	48"*	60"*	72"*
Charred Oak	1, 3	CHD-**	\$382 28#/1	\$431 46#/1	\$386 31#/1	\$506 62#/1	\$676 78#/1	--	--	--	--	--
Burnt Rustic Oak	1	HCHR-**	382 28#/1	431 46#/1	--	506 62#/1	676 80#/1	--	--	--	--	--
Charred Split	1, 3	CHS-**	--	463 42#/1	--	534 54#/1	710 78#/1	921 116#/2	--	--	--	--
Burnt Split Oak	1	HCHS-**	--	463 42#/1	--	534 54#/1	710 69#/1	--	--	--	--	--
Charred Rugged Split Oak	1	CHRRSO-**	--	493 46#/1	--	561 57#/1	727 67#/1	--	--	--	--	--
Charred American Oak	1, 3	CHAO-**	--	534 57#/1	--	609 63#/1	793 82#/2	--	--	--	--	--
Charred Northern	1	CHN-**	--	442 48#/1	--	523 62#/1	691 76#/1	--	--	--	--	--
Charred Oak Stack	1	CHDS-**	--	427 39#/1	--	501 43#/1	629 45#/1	--	--	--	--	--
Charred Royal English Oak *	2, 3	CHB-**	--	530 52#/1	--	634 83#/2	812 111#/2	1,034 141#/3	1,347 169#/3	--	--	--
Pioneer Oak *	2	PN-**	--	--	--	619 65#/2	804 88#/2	1,002 120#/3	--	--	--	--
Charred Grizzly Oak *	2	CHGO-**	--	--	--	618 72#/2	864 128#/2	1,069 160#/3	--	--	--	--
Charred Majestic Oak *	2	CHMJ-**	--	--	--	720 94#/2	928 119#/2	1,129 156#/3	1,412 172#/3	1,622 300#/1	1,940 340#/1	2,174 430#/1
Charred Angel Oak	1, 3	CHNA-**	--	455 44#/1	--	523 54#/1	610 64#/1	--	--	--	--	--
Charred Angel Split Oak	1, 3	CHNS-**	--	482 42#/1	--	548 52#/1	644 62#/1	--	--	--	--	--
Charred Mountain Birch	1, 3	CHMBW-**	--	517 46#/1	--	589 60#/1	750 76#/1	951 104#/2	1,250 131#/3	--	--	--

* Log set uses GX4 or GX45 Burner Kit with Heavy Duty Grate.

BURNER SYSTEM COMPATIBILITY KEY

The following numbers in the Log Style box designate the type of burners that are compatible with each Log Style.

1

Compatible with All Gas Log Burner Styles listed on pages 5 - 7
(Listed & ANSI CERTIFIED)


3

Compatible with G31 3-tiered Burner System (See page 11)

2

Compatible with G4, GX4, G45, GX45 and "P" Series Burner Systems
(Listed Burners Only)

B. Designer Series - Standard Gas Log Sets



GAS LOG STYLE	BURNER KEY	MODEL #	12"	16"	18"	19"	20"	24"	30"	36"*	42"*	48"*	60"*
Golden Oak Designer Plus	1	RDP-**	\$275 18#/1	\$297 26#/1	\$351 41#/1	\$315 30#/1	\$374 46#/1	\$431 61#/1	\$581 75#/1	\$802 120#/2	\$1,009 187#/3	\$1,230 222#/3	\$1,482 299#/3
Rustic Oak Designer	1	HRD-**	--	298 26#/1	344 41#/1	--	--	417 61#/1	553 91#/1	806 128#/2	1,013 187#/3	--	--
American Oak	1	AO-**	--	--	474 49#/1	--	--	548 58#/1	695 77#/2	--	--	--	--
Split Oak	1	S-**	--	--	374 44#/1	--	397 48#/1	437 65#/1	578 78#/1	--	--	--	--
Split Oak Designer Plus	1	SDP-**	--	--	422 46#/1	--	457 49#/1	497 67#/1	645 78#/1	850 127#/2	--	--	--
Rugged Split Oak	1	RRSO-**	--	--	457 48#/1	--	--	521 61#/1	637 65#/1	--	--	--	--
Woodstack	1	WS-**	--	--	507 43#/1	--	--	577 58#/1	734 58#/1	--	--	--	--
Woodland Oak	1	WO-**	--	--	343 45#/1	--	354 46#/1	398 60#/1	516 86#/1	--	--	--	--
Mountain Birch	1	MBW-**	--	--	455 45#/1	--	--	516 72#/1	625 85#/1	850 115#/2	1,086 175#/3	--	--
White Birch	1	W-**	--	--	392 38#/1	--	--	438 60#/1	537 89#/1	--	--	--	--
Western Campfyre	1	WCF-**	--	--	486 45#/1	--	--	566 55#/1	720 72#/1	--	--	--	--
Royal English Oak Designer *	2	BD-**	--	--	481 49#/1	--	--	577 87#/2	726 126#/2	923 152#/3	1,156 184#/3	--	--
Gnarled Split Oak	1	GSO-**	--	--	--	--	--	693 60#/1	879 95#/2	1,088 130#/3	--	--	--
NEW Chestnut Oak	1	CN-**	--	--	484 #/	--	--	581 #/	752 #/	951 #/	--	--	--

* Log set uses **GX4** or **GX45** Burner Kit with Heavy Duty Grate.

BURNER SYSTEM COMPATIBILITY KEY

The following numbers in the Log Style box designate the type of burners that are compatible with each Log Style.

- 1** Compatible with All Gas Log Burner Styles listed on pages 5 - 7 (Listed & ANSI CERTIFIED)
- 2** Compatible with G4, GX4, G45, GX45 and "P" Series Burner Systems (Listed Burners Only)
- 3** Compatible with G31 3-tiered Burner System (See page 11)

I Standard Vented Gas Logs Only



2023

C. Classic Series - Standard Gas Log Sets



GAS LOG STYLE	BURNER KEY	MODEL #	12"	16"	18"	19"	20"	24"	30"	36"*	42"*
Golden Oak	1	R-**	\$190 18#/1	\$204 26#/1	\$226 41#/1	\$211 30#/1	\$237 45#/1	\$252 58#/1	\$316 89#/1	\$491 120#/2	\$731 187#/3
Rustic Oak	1	HR-**	--	205 26#/1	227 41#/1	--	--	253 58#/1	317 94#/1	493 128#/2	735 187#/3
Rugged Oak	1	RR0-**	--	--	283 48#/1	--	--	339 61#/1	418 68#/1	--	--
Post Oak	1	PO-**	--	--	212 45#/1	--	224 46#/1	241 60#/1	303 86#/1	--	--
Royal English Oak *	2	B-**	--	--	307 49#/1	--	--	382 87#/2	473 126#/2	608 152#/3	809 184#/3
Coastal Driftwood	2	CDR-**	--	--	256 44#/1	--	--	287 56#/1	352 57#/1	501 81#/2	--

* Log set uses **GX4** or **GX45** Burner Kit with Heavy Duty Grate.

II Standard Vented Burners Only



2022

A. G4 Series Listed Burner Systems



DESCRIPTION	MODEL #	12"	16/19"	18/20"	24"	30"	36"*	42"*	48"*	60"*
Glowing Ember Burner System	G4-**	\$253 23#	\$273 24#	\$280 25#	\$294 29#	\$346 35#	\$492 51#	\$716 82#	\$779 92#	\$859 128#
Glowing Ember Burner System (w/ Heavy Duty Grate)	GX4-**	--	--	315 29#	332 34#	388 41#	--	--	--	--

Shipped for use with Natural Gas - Specify if for Propane Gas by adding a "P" to the model number (e.g. G4-24P), and add \$216 for required **SPK-26**.

B. G45 Series Listed Burner Systems - Standard & Glass



DESCRIPTION	MODEL #	16/19"	18/20"	24"	30"	36"*	42"*	48"*	60"*
Triple T Burner System	G45-**	\$324 25#	\$335 27#	\$362 31#	\$425 37#	\$581 54#	\$819 82#	\$898 97#	\$975 120#
Triple T Burner System (with Heavy Duty Grate)	GX45-**	--	370 31#	399 36#	467 43#	--	--	--	--
Triple T Burner System (for use with Glass Media)†	G45-GL-**	301 20#	311 22#	334 23#	408 31#	548 45#	913 70#	856 80#	932 100#

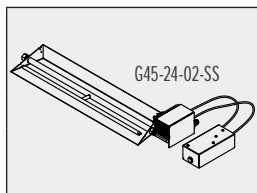
Shipped for use with Natural Gas - Specify if for Propane Gas by adding a "P" to the model number (e.g. G45-24P), and add \$216 for required **SPK-26**.

G4 & G45 Burner Systems are Listed up to 30" and include:

Burner, Custom Grate, Glowing Embers, Sand (NG) or Vermiculite (LP), Burner Stabilizing Clips, Flex Connector Kit, & Damper Clamp.

* (-GL) Burners include Stainless Glass Screen and **Do Not** Include Custom Grate or Glowing Embers. † See page 14 for Glass Media options.

C. G45 Series Triple T Outdoor Burner Systems (-02 Valve) - with S.S. Burner Pan

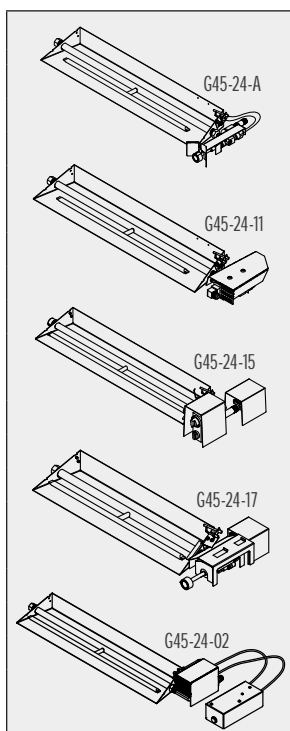


DESCRIPTION	MODEL #	16/19"	18/20"	24"	30"	36"*	42"**	48"**	60"**
Assembled G45 Outdoor Burner System with "02" Electronic Safety Valve & Remote	G45-**-02-SS	\$1,392 28#	\$1,415 31#	\$1,445 35#	\$1,519 41#	\$1,685 56#	--	--	--
	G45-GL-**-02-SS (for Glass Media)†	1,370 23#	1,391 26#	1,417 27#	1,487 35#	1,651 45#	--	--	--

Shipped for use with Natural Gas - Specify if for propane gas by adding a "P" to the model number (e.g. G45-24-02P-SS).
Remote systems include basic Transmitter and Receiver.

* Burner includes Heavy Duty Grate (36" and larger).

D. G45 Series ANSI Certified Triple T Burner Systems - Standard & Glass



DESCRIPTION	MODEL #	16/19"	18/20"	24"	30"	36"*
Assembled G45 Burner System with Safety Valve	G45-**-A	\$657 26#	\$667 28#	\$695 32#	\$760 38#	\$915 58#
	G45-GL-**-A (for Glass Media)†	635 21#	644 23#	666 24#	727 32#	881 47#
Assembled G45 Burner System with "11" Series Safety Valve & ON/OFF Remote	G45-**-11	1,082 27#	1,091 29#	1,118 33#	1,183 39#	1,339 54#
	G45-GL-**-11 (for Glass Media)†	1,059 22#	1,068 24#	1,090 25#	1,152 33#	1,304 43#
Assembled G45 Burner System with "15" Series Safety Valve & Variable Remote	G45-**-15	1,151 27#	1,160 29#	1,187 33#	1,253 39#	1,409 54#
	G45-GL-**-15 (for Glass Media)†	1,128 22#	1,137 24#	1,159 25#	1,220 33#	1,374 43#
Assembled G45 Burner System with "17" Series Safety Valve & Variable Remote	G45-**-17	992 27#	1,002 29#	1,029 33#	1,095 39#	1,251 54#
	G45-GL-**-17 (for Glass Media)†	970 22#	978 24#	1,001 25#	1,062 33#	1,216 43#
Assembled G45 Burner System with "02" Electronic Safety Valve & Remote	G45-**-02	1,301 28#	1,313 31#	1,340 35#	1,407 41#	1,566 56#
	G45-GL-**-02 (for Glass Media)†	1,279 23#	1,287 26#	1,311 27#	1,374 35#	1,532 45#

Shipped for use with Natural Gas - Specify if for Propane Gas by adding a "P" to the model number (e.g. G45-24-11P).

* Burner includes Heavy Duty Grate.

E. G45 Series ANSI Certified Triple T Outdoor Burner Systems - with S.S. Burner Pan



DESCRIPTION	MODEL #	16/19"	18/20"	24"	30"	36"*	42"**	48"**	60"**
Outdoor Triple T Burner System (Nat. Gas only)	G45-**-SS	\$412 25#	\$435 27#	\$465 31#	\$536 37#	\$697 56#	\$937 87#	\$1,022 97#	\$1,114 120#
	G45-GL-**-SS (for Glass Media)†	390 20#	411 22#	437 23#	505 31#	664 45#	898 70#	979 80#	1,072 100#
Assembled G45 Outdoor Burner System with Safety Valve	G45-**-NA-SS	764 26#	787 28#	818 32#	890 38#	1,050 58#	1,292 89#	1,376 99#	1,468 122#
	G45-GL-**-NA-SS (for Glass Media)†	742 21#	763 23#	790 24#	858 32#	1,017 47#	1,252 72#	1,332 82#	1,424 102#

Shipped for use with Natural Gas - Specify if for propane gas by adding a "P" to the model number (e.g. G45-24-PA-SS).

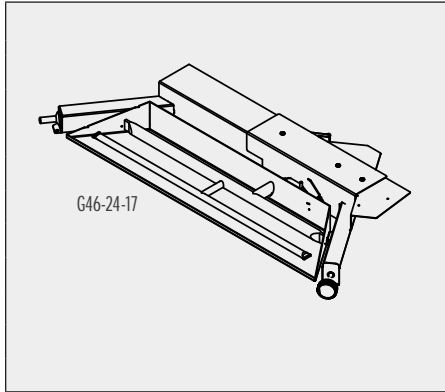
* Burner includes Heavy Duty Grate (36" and larger).

* Sizes 42" - 60" are not certified & are not regulated.

† Glass burners do not include grate or embers. For Glass Media Options see page 14.



F. G46 Series ANSI Certified Burner Systems

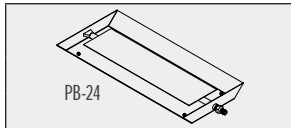


DESCRIPTION	MODEL #	18/20"	24"	30"
G46 Burner System with Safety Pilot Kit	G46-**	\$690 20#	\$724 23#	\$765 28#
G46 Burner System with "11" Series Valve & ON/OFF Remote	G46-**-11	1,125 21#	1,161 24#	1,201 28#
G46 Burner System with "15" Series Valve & Variable Remote	G46-**-15	1,195 21#	1,231 24#	1,271 28#
G46 Burner System with "17" Series Valve & Variable Remote	G46-**-17	1,034 21#	1,069 24#	1,109 28#
G46 Burner System with "O2" Electronic Valve & Remote	G46-**-02	1,315 21#	1,351 24#	1,391 28#

G46 ANSI Certified Burner Systems include: ANSI Certified Burner with Pre-assembled Control Valve & Regulator, Piezo Igniter, Custom Grate, Glowing Embers, Sand (NG) or Vermiculite (LP), Connector Kit, Log Locators, & Damper Clamp. Remote systems include basic Transmitter and Receiver.

Shipped for use with Natural Gas. Specify if for Propane Gas by adding a "P" to the model number (e.g. G46-24-11**P**).

G. PB Series Listed Flame Pan Burner Systems



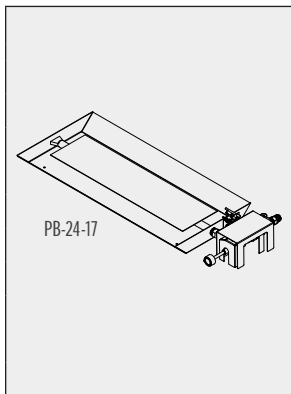
DESCRIPTION	MODEL #	16"	18"	20"	24"	30"	36"	42"
Glass Pan Burner System †	PB-**	\$264 20#	\$274 22#	\$279 24#	\$284 28#	\$334 35#	\$477 40#	\$696 45#

PB Series Glass Burner Systems Include: Pan Burner Assembly, Connector Kit, Sand (NG) or Vermiculite (LP), and Damper Clamp.

Shipped for use with Natural Gas - Specify if for Propane Gas by adding a "P" to the model number (e.g. PB-24**P**), and add **\$216** for required **SPK-26**.

Log Kit = For using logs on **PB** burners, includes log rests and legs. Part #: **PB-LEG-KIT**; Price: **\$132**.

H. PB Series ANSI Certified Flame Pan Glass Burner System



DESCRIPTION	MODEL #	18/20"	24"	30"
Assembled Glass Pan Burner with Safety Valve †	PB-**-A	\$606 25#	\$618 31#	\$666 38#
Assembled Glass Pan Burner with "11" Series Valve & ON/OFF Remote †	PB-**-11	1,030 29#	1,041 34#	1,090 41#
Assembled Glass Pan Burner with "15" Series Valve & Variable Remote †	PB-**-15	1,099 29#	1,111 34#	1,159 41#
Assembled Glass Pan Burner with "17" Series Valve & Variable Remote †	PB-**-17	942 27#	953 32#	1,001 39#
Assembled Glass Pan Burner with "O2" Electronic Valve & Remote †	PB-**-02	1,250 29#	1,260 34#	1,311 41#

Shipped for use with Natural Gas - Specify if for Propane Gas by adding a "P" to the model number (e.g. PB-24-11**P**).

† Glass burners do not include grate or embers. For Glass Media Options see page 14.

III See-Thru Log Sets Only



2023

A. Charred Series • See-Thru Gas Log Sets

DESCRIPTION	MODEL #	16"	18/20"	19"	20"	24"	30"	36"	42"	48"	60"
Charred Oak	CHD-2-**	\$458 30#/1	\$516 48#/1	\$471 34#/1	--	\$602 62#/1	\$780 84#/1	--	--	--	--
Charred Rugged Split Oak	CHRRSO-2-**	--	573 48#/1	--	--	677 59#/1	834 74#/1	--	--	--	--
Charred American Oak	CHAO-2-**	--	623 62#/1	--	--	723 77#/1	912 95#/2	--	--	--	--
Charred Royal English Oak (uses GX45-2-** burner w/ heavy duty grate)	CHB-2-**	--	643 52#/1	--	--	743 83#/2	930 111#/2	1,145 141#/3	1,486 169#/3	--	--

B. Designer Series • See-Thru Gas Log Sets

DESCRIPTION	MODEL #	16"	18"	19"	20"	24"	30"	36"	42"	48"	60"
Golden Oak Designer Plus	RDP-2-**	\$336 24#/1	\$398 46#/1	\$372 43#/1	\$425 49#/1	\$519 71#/1	\$672 86#/1	\$960 137#/3	\$1,042 194#/3	\$1,311 229#/3	\$1,533 305#/3
American Oak	AO-2-**	--	534 55#/1	--	--	623 62#/1	791 85#/2	--	--	--	--
Split Oak Designer Plus	SDP-2-**	--	491 46#/1	--	523 49#/1	578 70#/1	746 83#/1	1,004 129#/3	--	--	--
Rugged Split Oak	RRSO-2-**	--	521 53#/1	--	--	595 67#/1	723 76#/1	--	--	--	--
Mountain Birch	MBW-2-**	--	529 53#/1	--	--	578 80#/1	703 91#/1	--	--	--	--

C. Classic Series • See-Thru Gas Log Sets

DESCRIPTION	MODEL #	16"	18"	19"	20"	24"	30"	36"	42"	48"	60"
Golden Oak	R-2-**	\$238 27#/1	\$260 46#/1	\$246 42#/1	\$276 48#/1	\$293 68#/1	\$370 97#/1	\$583 137#/3	\$834 194#/3	--	--
Coastal Driftwood	CDR-2-**	--	304 46#/1	--	--	333 65#/1	418 75#/1	623 100#/3	--	--	--

IV See-Thru Burners Only



2022

A. G45 Series See-Thru Listed Triple T Burner Systems - Standard & Glass



DESCRIPTION	MODEL #	16/19"	18/20"	24"	30"	36"*	42"*	48"*	60"*
Triple T Burner System	G45-2-**	\$385 40#	\$400 43#	\$432 50#	\$503 61#	\$763 82#	\$1,018 90#	\$1,101 105#	\$1,233 140#
Triple T Burner System (with Heavy Duty Grate)	GX45-2-**	--	456 43#	496 61#	576 79#	--	--	--	--
Triple T Burner System †	G45-2-GL-**	361 35#	375 38#	401 41#	469 53#	728 70#	977 80#	1,056 95#	1,187 120#

Shipped for use with Natural Gas - Specify if for Propane Gas by adding a "P" to the model number (e.g. G45-2-24P), and add \$216 for required SPK-26.

* Burner includes Heavy Duty Grate (36" and larger).

† Glass burners do not include grate or embers. For Glass Media Options see page 14.

B. G45 See-Thru Triple T Outdoor Burner Systems (-02 Valve) - w/ S.S. Burner Pan

DESCRIPTION	MODEL #	16/19"	18/20"	24"	30"	36"*	42"***	48"***	60"***
Assembled G45 Outdoor Burner w/ "02" Series Electronic Valve & Remote	G45-2-**-02-SS	\$1,468 44#	\$1,507 47#	\$1,555 54#	\$1,636 65#	\$1,912 86#	--	--	--
	G45-2-GL-**-02-SS (for Glass Media)†	1,444 39#	1,481 42#	1,524 45#	1,602 55#	1,879 74#	--	--	--

Shipped for use with Natural Gas - Specify if for propane gas by adding a "P" to the model number (e.g. G45-2-24-02P-SS).
Remote systems include basic Transmitter and Receiver.

* Burner includes Heavy Duty Grate (36" and larger).

C. G45 Series See-Thru ANSI Certified Triple T Burner Systems - Standard & Glass

DESCRIPTION	MODEL #	16/19"	18/20"	24"	30"	36"*	42"*	48"*	60"*
Assembled G45 Burner with Safety Valve	G45-2-**-A	\$720 42#	\$737 45#	\$766 52#	\$839 63#	\$1,099 84#	--	--	--
	G45-2-GL-**-A (for Glass Media)†	696 37#	712 40#	738 43#	805 53#	1,065 72#	--	--	--
Assembled G45 Burner w/ "11" Series Valve & ON/OFF Remote	G45-2-**-11	1,145 42#	1,162 45#	1,192 52#	1,264 63#	1,525 84#	--	--	--
	G45-2-GL-**-11 (for Glass Media)†	1,122 37#	1,137 40#	1,163 43#	1,232 53#	1,490 72#	--	--	--
Assembled G45 Burner w/ "15" Series Valve & Variable Remote	G45-2-**-15	1,215 42#	1,232 45#	1,262 52#	1,334 63#	1,595 84#	--	--	--
	G45-2-GL-**-15 (for Glass Media)†	1,191 37#	1,205 40#	1,233 43#	1,300 53#	1,560 72#	--	--	--
Assembled G45 Burner w/ "17" Series Valve & Variable Remote	G45-2-**-17	1,056 42#	1,072 45#	1,104 52#	1,176 63#	1,436 84#	--	--	--
	G45-2-GL-**-17 (for Glass Media)†	1,032 37#	1,046 40#	1,075 43#	1,142 53#	1,401 72#	--	--	--
Assembled G45 Burner w/ "02" Series Electronic Valve & Remote	G45-2-**-02	1,370 44#	1,386 47#	1,417 54#	1,492 65#	1,759 86#	--	--	--
	G45-2-GL-**-02 (for Glass Media)†	1,345 39#	1,360 42#	1,387 45#	1,457 55#	1,722 74#	--	--	--

Shipped for use with Natural Gas - Specify if for Propane Gas by adding a "P" to the model number (e.g. G45-2-24-11P).
Remote systems include basic Transmitter and Receiver.

* Burner includes Heavy Duty Grate (36" and larger).

D. G45 See-Thru ANSI Certified Triple T Outdoor Burner Systems - w/ S.S. Burner Pan

DESCRIPTION	MODEL #	16/19"	18/20"	24"	30"	36"*	42"***	48"***	60"***
Outdoor Triple T Burner System w/ Stainless Steel Burner Pan (Natural Gas only)	G45-2-**-SS	\$483 40#	\$519 45#	\$565 59#	\$645 75#	\$915 82#	\$1,178 90#	\$1,271 105#	\$1,423 140#
	G45-2-GL-**-SS (for Glass Media)†	459 35#	494 40#	536 50#	612 65#	881 70#	1,137 80#	1,227 95#	1,378 120#
Assembled G45 Outdoor Burner with Safety Valve	G45-2-**-NA-SS	838 42#	875 45#	921 52#	1,001 63#	1,270 84#	1,533 92#	1,626 107#	1,779 142#
	G45-2-GL-**-NA-SS (for Glass Media)†	814 37#	849 40#	890 43#	968 53#	1,236 72#	1,491 82#	1,582 97#	1,734 122#

Shipped for use with Natural Gas - Specify if for propane gas by adding a "P" to the model number (e.g. G45-2-24-PA-SS).

* Burner includes Heavy Duty Grate (36" and larger).

† Sizes 42" - 60" are not certified & are not regulated.

† Glass burners do not include grate or embers. For Glass Media Options see page 14.

G31 3-Tiered Burner System & Mountain Crest Style Logs

- Featuring specially designed, hand-crafted **Mountain Crest Oak** & **Mountain Crest Split Oak** Logs.
- **G31 Burner System Includes:** Advanced 3-tiered burner • Porcelainized Reflective Front Panel • Custom grate • Bryte Coals • Glowing Embers • Sand (NG) or Vermiculite (LP) • Connector Kit & Damper Clamp • Choice of pre-assembled Electronic Remote Control, Automatic Variable Control with Remote, pre-assembled Manual Pilot Kit, or Match-Lit System (Natural Gas only).

A. Mountain Crest Gas Logs Only



DESCRIPTION	MODEL #	18"	24"	30"	33"	39"
Mountain Crest Oak	MCO-**	\$450 44#	\$510 52#	\$593 56#	\$648 62#	\$734 68#
Mountain Crest Split Oak	MCS-**	468 42#	533 50#	618 54#	675 60#	763 66#

See page 3 for additional gas log sets compatible with the G31 Burner System (**Burner Key "3"**).

B. G31 3-Tiered Burner System Only



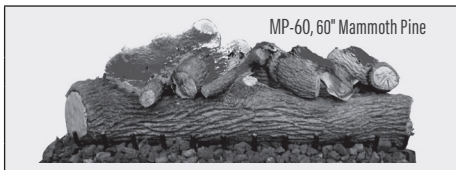
DESCRIPTION	MODEL #	18/20"	24/30"	33/39"
G31 Burner, Match Lit without Valve <i>(Natural Gas only)</i>	G31-**	\$1,223 38#	\$1,276 44#	\$1,443 48#
G31 Burner with Manual Valve and Standing Pilot *	G31-**-A	1,566 40#	1,620 46#	1,787 50#
G31 Burner with Automatic Variable Valve and Remote *	G31-**-17	1,911 40#	1,966 46#	2,133 50#
G31 Burner with Electronic Valve and on/off Remote *	G31-**-02	2,196 42#	2,249 48#	2,416 52#
G31 Burner with Electronic Variable Valve and Remote *	G31-**-2VT	2,219 42#	2,271 48#	2,440 52#

* Shipped for use with Natural Gas - Specify if for Propane Gas by adding a "P" to the model number (e.g. G31-24/30-02P).

EC Epic Burner System & Mammoth Pine Style Logs

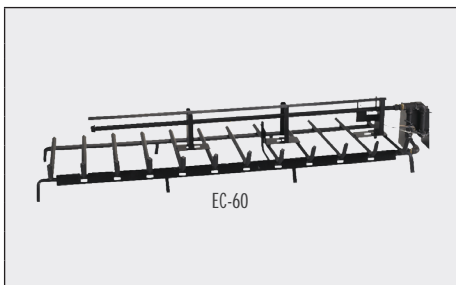
- Featuring specially designed massive **Mammoth Pine Gas** Logs.
- **Burner System Includes:** Raised Epic Burner • Custom grate • Connector Kit & Damper Clamp • Choice of pre-assembled Safety Valve with Remote Control or Match-Lit System. Safety Valve System includes Remote Transmitter & Receiver.

C. Mammoth Pine Gas Logs Only



DESCRIPTION	MODEL #	36"	48"	60"
Mammoth Pine	MP-**	\$1,049 301#	\$1,617 515#	\$1,871 610#
See-Thru Mammoth Pine	MP-2-**	1,240 345#	1,699 550#	1,999 645#

D. Epic Burner System Only




DESCRIPTION	MODEL #	36"	48"	60"
Epic Burner, Match Lit	EC-**	\$782 57#	\$1,014 122#	\$1,111 137#
Epic Burner w/ Safety Valve	EC-**-10	1,407 60#	1,638 125#	1,735 140#
See-Thru Epic Burner, Match Lit	EC-2-**	1,075 62#	1,402 127#	1,449 142#
See-Thru Epic Burner w/ Safety Valve	EC-2-**-10	1,699 65#	2,028 130#	2,073 145#

Shipped for use with Natural Gas - Specify if for Propane by adding a "P" to the model number (e.g. EC-60-10P) & add \$216 for EC-**P or EC-2-**P.

G52 Radiant Fyre System & Fiber Enhanced Ceramic Logs

- Featuring specially formulated, hand-crafted **Charred Evergreen Oak, Charred Evergreen Split Oak, Colonial Oak, & Burnt Aspen Logs.**
- **Burner System Includes:** Advanced Radiant Fyre Burner • Exclusive radiant stainless steel booster grid • Custom grate • Platinum Embers • Glowing Embers • Sand (NG) or Vermiculite (LP) • Connector Kit & Damper Clamp • Choice of pre-assembled Electronic Remote Control, Automatic Variable Control with Remote, pre-assembled Manual Pilot Kit, or Match-Lit System (Natural Gas only).

E. Fiber Enhanced Ceramic Gas Logs Only



DESCRIPTION	MODEL #	18"	24"	30"
Charred Evergreen Oak	ENO-**	\$577 36#	\$637 48#	\$761 58#
Charred Evergreen Split Oak	ENS-**	603 36#	673 48#	804 58#
Colonial Oak	COLO-**	553 36#	606 48#	723 58#
Burnt Aspen	BTA-**	616 36#	683 48#	816 58#

F. G52 Radiant Fyre Burner System Only



DESCRIPTION	MODEL #	18/20"	24/30"
G52 Burner, Match Lit without Valve <i>(Natural Gas only)</i>	G52-**	\$849 34#	\$920 38#
G52 Burner with Manual Valve and Standing Pilot *	G52-**-A	1,192 37#	1,263 41#
G52 Burner with Automatic Variable Valve and Remote *	G52-**-17	1,537 37#	1,609 41#
G52 Burner with Electronic Valve and on/off Remote *	G52-**-02	1,821 38#	1,892 42#
G52 Burner with Electronic Variable Valve and Remote *	G52-**-2VT	1,843 38#	1,917 42#

* Shipped for use with Natural Gas - Specify if for Propane Gas by adding a "P" to the model number (e.g. G52-24/30-17P).

G. G52 Radiant Fyre Burner Outdoor System Only (Stainless Steel)



DESCRIPTION	MODEL #	18/20"	24/30"
G52 Outdoor Burner, Match Lit without Valve <i>(Natural Gas only)</i>	G52-**-SS	\$1,098 34#	\$1,199 38#
G52 Outdoor Burner with Manual Valve and Standing Pilot *	G52-**-NA-SS	1,464 37#	1,563 41#

* Shipped for use with Natural Gas - Specify if for Propane Gas by adding a "P" to the model number (e.g. G52-24/30-NA-P-SS).

P45 Pan Burner, Compatible Logs, & Fyre Spheres


- Featuring specially formulated, hand-crafted **Charred Evergreen Oak, Charred Evergreen Split Oak, Colonial Oak, & Burnt Aspen Logs.**
- **P45 Series Burner Systems Include:** Certified Pan Burner with Pre-assembled Control Valve & Regulator, Burner Legs, Vermiculite, Connector Kit and Damper Clamp.

H. P45 Gas Log Sets Only



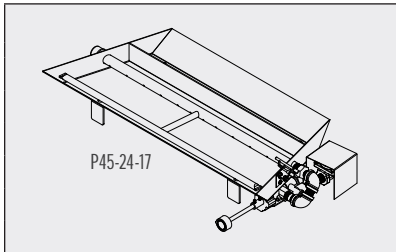
DESCRIPTION	MODEL #	18"	24"	30"
Shoreline Designer Oak	SO-**-	\$374 10 pcs.	\$423 12 pcs.	\$544 15 pcs.
Shoreline Driftwood	SDW-**-	265 9 pcs.	299 11 pcs.	396 13 pcs.

I. P45 Fyre Spheres Only



DESCRIPTION	MODEL #	18"	24"	30"
4" Epic Black Fyre Spheres	FS4-**-EB	\$272 19 pcs.	\$343 24 pcs.	\$485 34 pcs.
4" Graystone Fyre Spheres	FS4-**-GS	245 19 pcs.	309 24 pcs.	439 34 pcs.
5" Epic Black Fyre Spheres	FS5-**-EB	301 14 pcs.	408 19 pcs.	514 24 pcs.
5" Graystone Fyre Spheres	FS5-**-GS	271 14 pcs.	366 19 pcs.	464 24 pcs.

J. P45 Series ANSI Certified Standard & Glass Pan Burners



DESCRIPTION	MODEL #	18"	24"	30"
P45 Pan Burner Match Lit (Natural Gas Only) †	P45-**-	\$328 23#	\$354 26#	\$397 31#
P45 Pan Burner with Manual Valve and Standing Pilot †	P45-**-A	629 25#	655 28#	698 33#
P45 Pan Burner with Automatic Variable Valve and Remote †	P45-**-17	966 25#	992 28#	1,035 33#

Shipped for use with Natural Gas - Specify if for Propane Gas by adding a "P" to the model number (e.g. P45-24-17P).

†Glass burners do not include grate or embers. For Glass Media Options see page 14.

A. ON/OFF Bluetooth Control System



DESCRIPTION	MODEL #	PRICE
ON/OFF Bluetooth Control with Golden Oak Cover	RF-BTSR1-G	\$232
ON/OFF Bluetooth Control with White Birch Cover	RF-BTSR1-B	238

Burner System Compatibility

BURNER KITS	-02 Series	-11 Series
G31	●	●
G45	●	●
G46	●	●
G52	●	●
PB	●	●

Control Valve Compatibility

VALVES	-01 Series	-02 Series	-10 Series	-11 Series
APK			●	●
EPK	●	●		
EPK-2M-AD		●		

B. Safety Control Valve Systems

DESCRIPTION	MODEL #	PRICE
Low Profile, Safety Pilot Kit with removable knob handle	SPK-26 *	\$216
High Capacity, Automatic Pilot Kit with basic transmitter & receiver	APK-10 *	885
Automatic Pilot Kit with basic transmitter & receiver	APK-11 *	640
Variable, Automatic Pilot Kit with basic transmitter & receiver	APK-15 (or APK-15P) ‡	709
Low Profile, Variable, Automatic Pilot Kit with basic transmitter & receiver	APK-17 *	560
Electronic Pilot Kit with on/off basic transmitter & receiver	EPK-1 (or EPK-1P) ‡	819
Electronic Pilot Kit with on/off basic transmitter & receiver	EPK-2 (or EPK-2P) ‡	819
110 Volt Powered Electronic, non-standing pilot system designed to be installed outside the frebox	EPK-2M-AD (or EPK-2M-AD/LP) ‡	785
110 Volt Powered Electronic, non-standing pilot system with variable fame height control	EPK-2V-TR (or EPK-2VP-TR) ‡	1,020
High Capacity, 110 Volt Powered Electronic, non-standing pilot system w/variable fame height control	EPK-3V-TR (or EPK-3VP-TR) ‡	1,161
Electronic Pilot System with Hot Surface Ignition and Smart Valve	EPK-05 (or EPK-05P) ‡	2,325
Manual On/Off Valve with knob handle	AV-17	78
Case of 12 - Manual On/Off Valves w/ knob handle	AV-17-12	926
Manual On/Off Valve with extension handle	AV-18	81
Case of 12 - Manual On/Off Valves w/ extension handle	AV-18-12	966
Straight Line Gas Valve with Key	AV-30	67

* = Field convertible Propane Orifice Included. Specify if for Propane by adding a "P" to the model number (e.g. **APK-17P**).

‡ = Not Field Convertible. Kit **Must** be ordered for specific gas (e.g. **EPK-1** for Natural Gas or **EPK-1P** for Propane).

C. Remote Compatible Options & Accessories



DESCRIPTION	MODEL #	PRICE
Basic ON/OFF Receiver/Transmitter Set	RR-1A	\$122
Deluxe ON/OFF Receiver/Transmitter Set	RR-2A	177
Basic Variable Receiver/Transmitter Set for "15" & "17" Style Models	VR-1A	148
Deluxe Variable Receiver/Transmitter Set for "15" & "17" Style Models	VR-2A	202
Wall Switch, Cover and Wiring	WS-1	70
Wall Timer, Cover and Wiring	WS-2	172
Wall Switch, Cover and Wiring ("15" & "17" Models Only)	WS-3	86

G4 & G45 Burner Size Compatibility for Safety Valves

VALVE MODEL	GAS TYPE	MAX BTU † INPUT	G4 & G45 STANDARD	G45-2 SEE-THRU
SPK-26	N.G.	100,000	12" - 36"	16" - 30"
SPK-26P	L.P.	200,000	12" - 60"	16" - 60"
APK-10	N.G.	230,000	12" - 60"	16" - 60"
APK-10P	L.P.	372,000	12" - 60"	16" - 60"
APK-11	N.G.	70,000	12" - 30"	16" - 18"
APK-11P	L.P.	110,000	12" - 42"	16" - 30"
APK-15	N.G.	85,000	12" - 30"	16" - 18"
APK-15P	L.P.	135,000	12" - 42"	16" - 36"
APK-17	N.G.	100,000	12" - 42"	16" - 30"
APK-17P	L.P.	200,000	12" - 60"	16" - 60"
EPK-1	N.G.	120,000	12" - 42"	16" - 30"
EPK-1P	L.P.	190,000	12" - 60"	16" - 60"
EPK-2	N.G.	120,000	12" - 42"	16" - 30"
EPK-2P	L.P.	190,000	12" - 60"	16" - 60"
EPK-2M-AD	N.G.	120,000	12" - 30"	16" - 18"
EPK-2M-AD/LP	L.P.	190,000	12" - 42"	16" - 30"
EPK-2V-TR	N.G.	120,000	12" - 42"	16" - 30"
EPK-2VP-TR	L.P.	180,000	12" - 60"	16" - 60"
EPK-3V-TR	N.G.	200,000	12" - 60"	16" - 60"
EPK-3VP-TR	L.P.	320,000	12" - 60"	16" - 60"
EPK-05	N.G.	200,000	12" - 60"	16" - 60"
EPK-05P	L.P.	200,000	12" - 60"	16" - 60"

† Using Real Fyre® Burner Systems

A. Fyre Glass



AVAILABLE COLORS	5 lb. Package \$51	7.5 lb. Package \$77	10 lb. Package \$102	10 lb. Jar \$111	10 lb. Jar 6-Pack \$664	40 lb. Bucket \$410
Azuria	GL-5-F	GL-7-F	GL-10-F	GL-10J-F	GL-10J-F-6	GL-40-F
Black	GL-5-B	GL-7-B	GL-10-B	GL-10J-B	GL-10J-B-6	GL-40-B
Bronze	GL-5-Z	GL-7-Z	GL-10-Z	GL-10J-Z	GL-10J-Z-6	GL-40-Z
Caribbean Blue	GL-5-N	GL-7-N	GL-10-N	GL-10J-N	GL-10J-N-6	GL-40-N
Clear	GL-5-C	GL-7-C	GL-10-C	GL-10J-C	GL-10J-C-6	GL-40-C
Emerald	GL-5-E	GL-7-E	GL-10-E	GL-10J-E	GL-10J-E-6	GL-40-E
Star Fyre	GL-5-W	GL-7-W	GL-10-W	GL-10J-W	GL-10J-W-6	GL-40-W

Reflective Fyre Glass

AVAILABLE COLORS	5 lb. Package \$57	7.5 lb. Package \$84	10 lb. Package \$112	10 lb. Jar \$119	10 lb. Jar 6-Pack \$718	40 lb. Bucket \$442
Azuria Reflective	GL-5-FR	GL-7-FR	GL-10-FR	GL-10J-FR	GL-10J-FR-6	GL-40-FR
Black Reflective	GL-5-BR	GL-7-BR	GL-10-BR	GL-10J-BR	GL-10J-BR-6	GL-40-BR
Bronze Reflective	GL-5-ZR	GL-7-ZR	GL-10-ZR	GL-10J-ZR	GL-10J-ZR-6	GL-40-ZR
Caribbean Blue Reflective	GL-5-NR	GL-7-NR	GL-10-NR	GL-10J-NR	GL-10J-NR-6	GL-40-NR
Copper Reflective	GL-5-QR	GL-7-QR	GL-10-QR	GL-10J-QR	GL-10J-QR-6	GL-40-QR
Emerald Reflective	GL-5-ER	GL-7-ER	GL-10-ER	GL-10J-ER	GL-10J-ER-6	GL-40-ER
Gold Reflective	GL-5-HR	GL-7-HR	GL-10-HR	GL-10J-HR	GL-10J-HR-6	GL-40-HR
Champagne Reflective	GL-5-CR	GL-7-CR	GL-10-CR	GL-10J-CR	GL-10J-CR-6	GL-40-CR

B. Fyre Gems




AVAILABLE COLORS	5 lb. Package \$45	7.5 lb. Package \$66	10 lb. Package \$86	10 lb. Jar \$95	10 lb. Jar 6-Pack \$570	40 lb. Bucket \$340
Black Pearl	GLG-5-J	GLG-7-J	GLG-10-J	GLG-10J-J	GLG-10J-J-6	GLG-40-J
Blue Topaz	GLG-5-T	GLG-7-T	GLG-10-T	GLG-10J-T	GLG-10J-T-6	GLG-40-T
Champagne	GLG-5-D	GLG-7-D	GLG-10-D	GLG-10J-D	GLG-10J-D-6	GLG-40-D
Deep Amber	GLG-5-A	GLG-7-A	GLG-10-A	GLG-10J-A	GLG-10J-A-6	GLG-40-A
Emerald	GLG-5-E	GLG-7-E	GLG-10-E	GLG-10J-E	GLG-10J-E-6	GLG-40-E
Glacier	GLG-5-C	GLG-7-C	GLG-10-C	GLG-10J-C	GLG-10J-C-6	GLG-40-C
Sapphire	GLG-5-S	GLG-7-S	GLG-10-S	GLG-10J-S	GLG-10J-S-6	GLG-40-S
Ruby	GLG-5-RY	GLG-7-RY	GLG-10-RY	GLG-10J-RY	GLG-10J-RY-6	GLG-40-RY

C. Diamond Nuggets



AVAILABLE COLORS	5 lb. Package \$50	7.5 lb. Package \$75	10 lb. Package \$98	10 lb. Jar \$107	10 lb. Jar 6-Pack \$638	40 lb. Bucket \$394
Clear	GLD-5-C	GLD-7-C	GLD-10-C	GLD-10J-C	GLD-10J-C-6	GLD-40-C
Steel Blue	GLD-5-SB	GLD-7-SB	GLD-10-SB	GLD-10J-SB	GLD-10J-SB-6	GLD-40-SB
RosØ	GLD-5-R	GLD-7-R	GLD-10-R	GLD-10J-R	GLD-10J-R-6	GLD-40-R
Emerald	GLD-5-E	GLD-7-E	GLD-10-E	GLD-10J-E	GLD-10J-E-6	GLD-40-E
Pacific Blue	GLD-5-PB	GLD-7-PB	GLD-10-PB	GLD-10J-PB	GLD-10J-PB-6	GLD-40-PB
Deep Black	GLD-5-DB	GLD-7-DB	GLD-10-DB	GLD-10J-DB	GLD-10J-DB-6	GLD-40-DB
Black Luster	GLD-5-BL	GLD-7-BL	GLD-10-BL	GLD-10J-BL	GLD-10J-BL-6	GLD-40-BL

D. Fyre Spheres



DESCRIPTION	COLOR	MODEL #	PRICE
2" Fyre Spheres (4 in a box)	Epic Black	FS2-4-EB	\$39
	Graystone	FS2-4-GS	36
3" Fyre Spheres (4 in a box)	Epic Black	FS3-4-EB	49
	Graystone	FS3-4-GS	45
4" Fyre Spheres (4 in a box)	Epic Black	FS4-4-EB	57
	Graystone	FS4-4-GS	52
5" Fyre Spheres (4 in a box)	Epic Black	FS5-4-EB	85
	Graystone	FS5-4-GS	77
6" Fyre Spheres (4 in a box)	Epic Black	FS6-4-EB	132
	Graystone	FS6-4-GS	120

A. Three-Panel Fyrebacks

Traditional Contemporary

Fyreback Dimension Chart

	A*	B	C	D
SMALL (for 18" log sets)	16"	16.5"	11"	14"
MEDIUM (for 24" log sets)	16"	21.5"	12"	14"
LARGE (for 30" log sets)	16"	26.5"	13"	14"
X LARGE (for 36" log sets)	16"	31.5"	14"	14"

* Add 1" to A dimension for Traditional Models

DESCRIPTION	SIZE	Traditional #	Contemporary #	WT.	PRICE
Satin Stainless Fyreback	S	FBS-18	FBC-18	10 lb.	\$127
	M	FBS-24	FBC-24	12	145
	L	FBS-30	FBC-30	14	160
	XL	FBS-36	FBC-36	17	177
Polished Stainless Steel Fyreback	S	FBSP-18	FBCP-18	10	194
	M	FBSP-24	FBCP-24	12	204
	L	FBSP-30	FBCP-30	14	218
	XL	FBSP-36	FBCP-36	17	270
Black Porcelain Fyreback	S	FBSB-18	FBCB-18	10	196
	M	FBSB-24	FBCB-24	12	212
	L	FBSB-30	FBCB-30	14	235
	XL	FBSB-36	FBCB-36	17	273

B. Decor Packs, Refresh Kit, & Burner Affix Kit



DESCRIPTION	INCLUDES	MODEL #	WT.	PRICE
Decor Pack (Case of 6)	4 small size Wood Chips and 3 small size Pine Cones (vacuum packed)	DP-2-6	18 lb.	\$436
Ember Enhancing Decor Pack	Bryte Coals, Lava Coals, 2 Pine Cones, and 2 Wood Chips	DP-5	10	111
Ember Enhancing Decor Pack	Bryte Coals, Lava Coals, 2 Pine Cones, 2 Wood Chips, and 2 Acorns	DP-7	12	119
Holiday Decor Pack (Case of 6)	2 Acorns, 2 Pine Cones, and 4 Wood Chips (vacuum packed)	HDK-1-6	18	618
Refresh Kit	Ember Glow, Sand (NG) or Vermiculite (LP), Bryte Coals, Lava Granules, and Acorns	RK-1 / RK-1P	26	132
Burner Affix Kit	Mounting Bracket, Screw, and Silicone	AFK-1	1	36

C. Decorative Branches & Bonus Logs




DESCRIPTION		MODEL #	WT.	PRICE
9" Oak Branches (2 in a box)		BR-2	3 lb.	\$50
17" Oak Branch		BR-17	6	61
Charred Branches (4 vacuum packed)		BDC-4	11	123
Charred Accessory Kit (4 pcs. vacuum packed)	Single	CHA-1	2	79
	Case of 6	CHA-1-6	12	477
Special Designer Bonus Logs (2 in a box)		SD-BONUS	13	107
Special Split Logs (2 in a box)		SS-BONUS	8	117
Special Birch Bonus Logs (2 in a box)		SB-BONUS	12	119
Charred Series Chunk		CHC-01	2	33
Wood Chip Ring (vacuum packed)		WCRD-1	3	46

D. River Rocks & Wood Chunks



DESCRIPTION	COLOR	MODEL #	PRICE
River Rock Fyre Stones (set of 10 assorted sizes)	Assorted	STN-10	\$141
	Ivory	STN-10I	
	Slate	STN-10S	
	Terracotta	STN-10T	
Designer River Rock Fyre Stones (set of 20 assorted sizes)	Assorted	STN-20	329
Designer Wood Chunks (set of 36 assorted sizes)	--	WCD-36	307

E. Pine Cones, Wood Chips, & Acorns



DESCRIPTION	MODEL #	WT.	PRICE
4 Designer Pine Cones <i>(assorted sizes, vacuum packed)</i>	Case of 6 PC-4-6	22 lb.	\$325
6 Wood Chips <i>(vacuum packed)</i>	Case of 6 WC-6-6	22	389
6 Charred Wood Chips <i>(vacuum packed)</i>	Case of 6 WCH-6-6	22	436
6 Acorns <i>(vacuum packed)</i>	Case of 6 AC-6-6	15	278

F. Gas Log Burner Kit Accessories



DESCRIPTION	MODEL #	WT.	PRICE
Ember Glow	Single EM-1	6 oz.	\$28
	Case of 12 EM1-12	5 lb.	335
Super Embers <i>(includes Bryte Coals)</i>	EM-1S	7 oz.	55
Bryte Coals	EM-11	2 oz.	33
Black Embers	Single EB-1	6 oz.	36
	Case of 12 EB-12	5 lb.	414
Select White Sand <i>(10 lb. bag)</i>	Single CS-10	10 lb.	28
	Case of 6 CS-10-6	66 lb.	167
Vermiculite Granules	Single LF-15	1.5 lb.	32
	Case of 12 LF-15-12	18 lb.	382
Lava-Fyre Granules <i>(5 lb. bag)</i>	Single LF-5	5 lb.	24
	Case of 12 LF-5-12	68 lb.	284
Lava-Fyre Granules <i>(10 lb. bag)</i>	Single LF-10	10 lb.	39
	Case of 6 LF-10-6	63 lb.	230
Lava-Fyre Coals <i>(10 lb. bag)</i>	Single LFC-10	10 lb.	46
	Case of 6 LFC-10-6	66 lb.	271
Assorted Volcanic Stones <i>(12 lb. box)</i>	VS-12	12 lb.	67
Assorted Volcanic Stones <i>(25 lb. box)</i>	VS-25	25 lb.	109

G. Additional Accessories



DESCRIPTION	MODEL #	WT.	PRICE
Charred Birch Decorative Cover <i>(vacuum packed)</i>	Single WCBC-1	2 lb.	\$61
	Case of 6 WCBC-1-6	12 lb.	358
Charred Birch Decorative Wood Chunk	Single WCAB-1	2 lb.	60
	Case of 6 WCAB-1-6	12 lb.	360
Wood Chunk Decorative Cover <i>(vacuum packed)</i>	Single WCDC-1	2 lb.	51
	Case of 6 WCDC-1-6	12 lb.	302
Pine Cone Decorative Cover <i>(vacuum packed)</i>	Single PCDC-1	2 lb.	55
	Case of 6 PCDC-1-6	12 lb.	326
Valve Cover, Designer <i>(vacuum packed)</i>	WCEC-1	7 lb.	67
Valve Cover, Charred <i>(vacuum packed)</i>	CHEC-1	7 lb.	66
Stainless Steel Grate <i>(recommended for Outdoor Fireplaces)</i>	18" size SD-18-SS	11 lb.	245
	24" size SD-24-SS	12 lb.	386
	30" size SD-30-SS	15 lb.	460
Rigid Gas Log Lighter <i>(for Natural Gas Only)</i>	Single LG-1	2 lb.	58
	Case of 12 LG-1-12	19 lb.	686
Gasaver Gas Log Lighter <i>(for Natural Gas Only)</i>	Single LL-1	2 lb.	68
	Case of 12 LL-1-12	19 lb.	813
14" Cast Iron Gas Log Lighter <i>(for Natural Gas Only)</i>	LC-1	5 lb.	94
Cast Iron Fender <i>(for All Gas Log Sets)</i>	18" size FF-04-18	8 lb.	72
	24" size FF-04-24	10 lb.	83
	30" size FF-04-30	12 lb.	100



Pictured above: The new 24" Meadow Oak with G9 Burner System (see page 2).

To Use This Price Sheet:

1. Select Burner System 2. Select Log Style Design or Glass Media (*G21 Series Only*) 3. Select Log Size 4. Select Controls & Accessories

Vent-Free Burner Systems

- G8E:** Burner System
- G9:** Burner System
- G9-2:** Burner System, See-Thru
- G10:** I-2000 Plus Burner System
- G10-SS:** Stainless Steel Burner System
- G18:** Burner System
- G18-2:** Burner System, See-Thru
- G19A:** Burner System
- G21:** Glass System
- G21-2:** Glass System, See-Thru

Purchase Info. Key

- For all model numbers: ** = Insert Size
- Price: \$
- Weight: #

Vent-Free Log Styles

- G8E STYLES**
 - **V08E:** Valley Oak
 - **SV08E:** Split Valley Oak
- G9 STYLES**
 - **RD9:** Golden Oak Designer
 - **RD9-2:** Golden Oak Designer, See-Thru
 - **S9:** Split Oak
 - **S9-2:** Split Oak, See-Thru
 - **M9:** Meadow Oak
 - **M9-2:** Meadow Oak, See-Thru
- G10 STYLES**
 - **CHFR:** Charred Frontier Oak
 - **CHAS:** Charred Aged Split
 - **CHAB:** Charred Alpine Birch
 - **CHGS:** Charred Gnarled Split
 - **GNO:** Gnarled Oak
- G18 STYLES**
 - **ECV:** Evening Fyre Charred
 - **ECV-2:** Evening Fyre Charred, See-Thru
 - **EFV:** Evening Fyre
 - **EFV-2:** Evening Fyre, See-Thru
 - **ESV:** Evening Fyre Split
 - **ESV-2:** Evening Fyre Split, See-Thru
- G19A STYLES**
 - **FT0:** Foothill Oak
 - **FTS0:** Foothill Split Oak

Fyre Glass & Fyre Gems (G21 Series)

- FYRE GLASS**
 - **GL-F:** Azuria
 - **GL-B:** Black
 - **GL-Z:** Bronze
 - **GL-N:** Caribbean Blue
 - **GL-C:** Clear
 - **GL-E:** Emerald
 - **GL-W:** Star Fyre
- REFLECTIVE FYRE GLASS**
 - **GL-FR:** Azuria Reflective
 - **GL-BR:** Black Reflective
 - **GL-ZR:** Bronze Reflective
 - **GL-NR:** Caribbean Blue Refl.
 - **GL-QR:** Copper Reflective
 - **GL-ER:** Emerald Reflective
 - **GL-HR:** Gold Reflective
 - **GL-CR:** Champagne Reflective
- FYRE GEMS**
 - **GLG-J:** Black Pearl
 - **GLG-T:** Blue Topaz
 - **GLG-D:** Champagne
 - **GLG-A:** Deep Amber
 - **GLG-E:** Emerald
 - **GLG-C:** Glacier
 - **GLG-S:** Sapphire
 - **GLG-RY:** Ruby

TABLE OF CONTENTS

DESCRIPTION	PAGE
G8E, G9, and G10 Series Vent-Free Systems	2
G18, G19A, and G21 Series Vent-Free Systems	3
Individual Vent-Free Gas Logs Only, Vent-Free Accessories and Replacement Parts	4

RHSPETERSON^{CO.}

14724 Proctor Avenue • City of Industry, CA 91746 • Website: www.rhpeterson.com • (626) 369-5085 • Fax (626)369-5979

SUPERSEDES ALL OTHER PRICE LISTS • PRICES SUBJECT TO CHANGE WITHOUT NOTICE • ALL PRICES FOB FACTORY, TERMS: NET 30 DAYS

G8E Series Vent-Free System



G8E Burner



Valley Oak

G8E Series Gas Log Sets are ANSI Certified and Include: Vent Free Gas Logs • Decorative Front Panel • Certified Vent Free Burner with pre-assembled Control Valve and ODS Safety System • Custom Grate • Connector Kit.

Shipped for use w/ Natural Gas - specify if for Propane Gas by adding a "P" to the model number (e.g. G8E-16/20/24P).

G8E Series (Burners Only)



Description / wt.	Control	Model #	16"/20"/24"	
G8E Burner (20,000 BTU's) Weight: 12#	Manual	G8E-**-	\$496	
	On/Off Remote*	G8E-**-12	859	
G8E Burner (9,500 BTU's) Weight: 12#	Manual	G8E-**-R	496	
	On/Off Remote*	G8E-**-R-12	859	

G8E Series (Gas Logs Only)


Description	Fireplace	Model #	16"	20"	24"
Valley Oak	Standard	VO8E-**-	\$298 25#	\$338 29#	\$376 35#
NEW Split Valley Oak	Standard	SV08E-**-	320 #	360 #	398 #

G9 Series Vent-Free System

G9 Standard Burner



Split Oak



Meadow Oak

G9 Series Vent Free Gas Log Sets are ANSI Certified and Include: Vent Free Gas Logs • Certified Vent Free Burner with pre-assembled Control Valve and ODS Safety System • Custom Grate • Connector Kit • Glowing Embers • Bryte Coals • Lava-Fyre Granules.

Shipped for use w/ Natural Gas - specify if for Propane Gas by adding a "P" to the model number (e.g. G9-20/24/30P).

G9 Series (Burners Only)

Description / Wt.	Control	Model #	20"/24"/30"		
G9 Burner System Weight: 22-23#	Manual	G9-**-	\$679		
	On/Off Remote*	G9-**-12	1,041		
	Variable Remote*	G9-**-15	1,152		
G9 See-thru Burner System Weight: 36#	On/Off Remote*	G9-2-**-12	1,374		

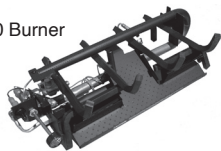
G9 Series (Gas Logs Only)

Description	Fireplace	Model #	20"	24"	30"
Golden Oak Designer	Standard	RD9-**-	\$291 32#	\$316 35#	\$397 49#
	See Thru	RD9-2-**-	--	420 50#	--
Split Oak	Standard	S9-**-	314 31#	343 34#	429 48#
	See Thru	S9-2-**-	--	468 50#	--
NEW Meadow Oak	Standard	M9-**-	302 #	327 #	408 #
	See Thru	M9-2-**-	--	435 #	--

G10 Series Vent-Free System

Featuring the Vent-Free I-2000 Plus Burner System

G10 Burner



Charred Alpine Birch



Charred Aged Split Oak



Charred Frontier Oak

G10 Series Vent Free Gas Log Sets are ANSI Certified and Include: Vent Free Gas Logs • Certified Vent Free Burner with pre-assembled Control Valve and ODS Safety System • Custom Grate • Connector Kit • Glowing Embers • Bryte Coals • Lava-Fyre Granules.

Shipped for use w/ Natural Gas - specify if for Propane Gas by adding a "P" to the model number (e.g. G10-24/30P).

G10 Series (Burners Only)

Description / Wt.	Control	Model #	16"/18"	24"/30"
G10 Burner System Weight: 16"/18" - 22-25# Weight: 24"/30" - 26-30#	Manual	G10-**-	\$860	\$961
	Variable Remote*	G10-**-15	1,320	1,421
	Electronic Remote*	G10-**-01V	1,676	1,777
G10 Burner System (Stainless Steel) Weight: 16"/18" - 22-25# Weight: 24"/30" - 26-30#	Manual	G10-**-SS	1,466	1,574
	Variable Remote*	G10-**-15-SS	1,927	2,033
	Electronic Remote*	G10-**-01V-SS	2,296	2,407

G10 Series (Gas Logs Only)

Description	Fireplace	Model #	16/18"	24"	30"
Charred Frontier Oak	Standard	CHFR-**-	\$364 35#	\$416 41#	\$517 48#
Charred Aged Split	Standard	CHAS-**-	399 35#	459 41#	564 48#
Charred Alpine Birch	Standard	CHAB-**-	467 35#	526 41#	625 48#
Charred Gnarled Split	Standard	CHGS-**-	482 35#	548 41#	650 48#
Gnarled Oak	Standard	GNO-**-	450 35#	508 41#	602 48#


* Remote Systems include basic Transmitter and Receiver.

All Vent-Free sets packed in two cartons, to order: Select Burner System (i.e. **G10-24/30**) and then Gas Log Style (i.e. **CHFR-24**).

G18 Series Vent-Free System



Evening Fyre



G18 See-thru Burner



G18 Standard Burner

G18 Series Vent Free Gas Logs sets are ANSI certified and include: Vent Free Gas Logs • Certified Vent Free Burner with pre-assembled Control Valve and ODS Safety System • Custom Grate • Connector Kit • Glowing Embers • Brite Coals • Lava-Fyre Granules • Wood Chunks. Shipped for use w/ Natural Gas - specify if for Propane Gas by adding a "P" to the model number (e.g. G18-24/30P).

G18 Series (Burners Only)

Description / Wt.	Control	Model #	16"/18"	24"/30"
G18 Burner System Weight: 26-30#	Manual	G18-**-*	\$966	\$1,083
	Variable Remote*	G18-**-15	1,438	1,555
	Electronic Remote*	G18-**-01V	1,755	1,872
G18 See-thru Burner System Weight: 35-40#	Variable Remote*	G18-2-**-15	1,732	1,849


G18 Series (Gas Logs Only)

Description	Fireplace	Model #	16/18"	24"	30"
Evening Fyre Charred	Standard	ECV-**-*	\$435 33#	\$497 38#	\$593 44#
	See-Thru	ECV-2-**-*	552 45#	613 52#	--
Evening Fyre	Standard	EFV-**-*	388 35#	441 41#	534 48#
	See-Thru	EFV-2-**-*	497 50#	561 55#	--
Evening Fyre Split	Standard	ESV-**-*	426 35#	486 41#	576 48#
	See-Thru	ESV-2-**-*	538 50#	602 55#	--

G19A Series Vent-Free System



G19A Burner



Foothill Oak



Foothill Split Oak

G19A Series Vent-Free Gas Logs sets are ANSI Certified and include: Uniquely Designed Vent-Free Gas Logs • Certified Vent Free Burner with pre-assembled Remote Control Valve & ODS Safety System • Custom Grate • Connector Kit • Glowing Embers • Lava Granules. Shipped for use w/ Natural Gas - specify if for Propane Gas by adding a "P" to the model number (e.g. G19A-24/30-15P).

G19A Series (Burners Only)

Description / Wt.	Control	Model #	18"/20"	24"/30"
G19A Burner System Weight: 18"/20" - 30# Weight: 24"/30" - 36#	Variable Remote*	G19A-**-15	\$1,450	\$1,526
	Electronic Remote*	G19A-**-01V	1,765	1,840

G19A Series (Gas Logs Only)

Description	Fireplace	Model #	18"	24"	30"
Foothill Oak	Standard	FTO-**-*	\$398 33#	\$449 50#	\$541 60#
Foothill Split Oak	Standard	FTSO-**-*	433 33#	491 50#	589 54#

G21 Series Vent-Free System



G21 Standard Burner

G21 Series Glass Burner with On/Off Remote

Description	Trim	Model #	18"	24"	30"
G21 Glass Burner Weight: 20-30#	Standard	G21-GL-**-12	\$1,457	\$1,571	\$1,637
G21 Glass Burner (See-Thru) Weight: 25-35#	Standard	G21-GL-2-**-12	1,707	1,829	--

G21 Series Vent-Free Glass sets are ANSI certified and include: Stainless Steel Certified Vent-Free Burner with pre-assembled Remote Control Valve and ODS Safety System • Polished Reflective Panel • See-Thru includes Glass Front Panels. Shipped for use w/ Natural Gas - specify if for Propane Gas by adding a "P" to the model number (e.g. G21-GL-24-12P). Amount of glass required is 7½ lbs for 18", 10 lbs for 24", and 15 lbs for 30". (18" See-Thru 10 lbs & 24" See-Thru 12½ lbs).

Fyre Glass	5 lb. Package	7.5 lb. Package	10 lb. Package	10 lb. Jar	10 lb. Jar 6-Pack	40 lb. Bucket
Azuria	GL-5-F \$51	GL-7-F \$77	GL-10-F \$102	GL-10J-F \$111	GL-10J-FR-6 \$664	GL-40-F \$410
Black	GL-5-B	GL-7-B	GL-10-B	GL-10J-B	GL-10J-BR-6	GL-40-B
Bronze	GL-5-Z	GL-7-Z	GL-10-Z	GL-10J-Z	GL-10J-ZR-6	GL-40-Z
Caribbean Blue	GL-5-N	GL-7-N	GL-10-N	GL-10J-N	GL-10J-NR-6	GL-40-N
Clear	GL-5-C	GL-7-C	GL-10-C	GL-10J-C	GL-10J-CR-6	GL-40-C
Emerald	GL-5-E	GL-7-E	GL-10-E	GL-10J-E	GL-10J-E-6	GL-40-E
Star Fyre	GL-5-W	GL-7-W	GL-10-W	GL-10J-W	GL-10J-W-6	GL-40-W

Refl. Fyre Glass	5 lb. Package	7.5 lb. Package	10 lb. Package	10 lb. Jar	10 lb. Jar 6-Pack	40 lb. Bucket
Azuria Reflective	GL-5-FR \$57	GL-7-FR \$84	GL-10-FR \$112	GL-10J-FR \$119	GL-10J-FR-6 \$718	GL-40-FR \$442
Black Reflective	GL-5-BR	GL-7-BR	GL-10-BR	GL-10J-BR	GL-10J-BR-6	GL-40-BR
Bronze Reflective	GL-5-ZR	GL-7-ZR	GL-10-ZR	GL-10J-ZR	GL-10J-ZR-6	GL-40-ZR
Caribbean Blue Refl.	GL-5-NR	GL-7-NR	GL-10-NR	GL-10J-NR	GL-10J-NR-6	GL-40-NR
Copper Reflective	GL-5-QR	GL-7-QR	GL-10-QR	GL-10J-QR	GL-10J-QR-6	GL-40-QR
Emerald Reflective	GL-5-ER	GL-7-ER	GL-10-ER	GL-10J-ER	GL-10J-ER-6	GL-40-ER
Gold Reflective	GL-5-HR	GL-7-HR	GL-10-HR	GL-10J-HR	GL-10J-HR-6	GL-40-HR
Champagne Refl.	GL-5-CR	GL-7-CR	GL-10-CR	GL-10J-CR	GL-10J-CR-6	GL-40-CR


Fyre Gems	5 lb. Package	7.5 lb. Package	10 lb. Package	10 lb. Jar	10 lb. Jar 6-Pack	40 lb. Bucket
Black Pearl	GLG-5-J \$45	GLG-7-J \$66	GLG-10-J \$86	GLG-10J-J \$95	GLG-10J-J-6 \$570	GLG-40-J \$340
Blue Topaz	GLG-5-T	GLG-7-T	GLG-10-T	GLG-10J-T	GLG-10J-T-6	GLG-40-T
Champagne	GLG-5-D	GLG-7-D	GLG-10-D	GLG-10J-D	GLG-10J-D-6	GLG-40-D
Deep Amber	GLG-5-A	GLG-7-A	GLG-10-A	GLG-10J-A	GLG-10J-A-6	GLG-40-A
Emerald	GLG-5-E	GLG-7-E	GLG-10-E	GLG-10J-E	GLG-10J-E-6	GLG-40-E
Glacier	GLG-5-C	GLG-7-C	GLG-10-C	GLG-10J-C	GLG-10J-C-6	GLG-40-C
Sapphire	GLG-5-S	GLG-7-S	GLG-10-S	GLG-10J-S	GLG-10J-S-6	GLG-40-S
Ruby	GLG-5-RY	GLG-7-RY	GLG-10-RY	GLG-10J-RY	GLG-10J-RY-6	GLG-40-RY

Individual Vent-Free Gas Logs Only



2023

To Order: Specify Log Style and then Size (i.e. CHFRL-20BR)



G8E Series	LOGS STYLE (Top & Bottom)	No.	8tl	8ty	10tl	11tr	12br	16bf	20bf	24bf
	Valley Oak	VOL8E	\$45	45	47	54	86	99	144	191

G9 Series	LOGS STYLE (Top & Bottom)	No.	8tr-2	8t-2	10ty-2	9ty	10tc	10tr	10ty	11t	11tl	17br	20bf	20br	24bf	24bf-2	30bf
	Golden Oak Designer	RDL9	\$43	44	44	46	46	46	50	--	50	86	130	130	143	143	186
	Split Oak	SL9	\$45	47	47	50	50	50	56	50	56	95	137	137	146	146	193

G10 Series	LOGS STYLE (Top & Bottom)	No.	6tc	7t	8t	9t	9tr	10t	10tl	10tr	11t	11tl	11tr	12tr	12tl	13t	14tr	15tl	15br	16/18bf	19br	20br	21br	24bf	24br	30bf
	Charred Frontier Oak	CHFRL	\$43	45	--	--	47	50	--	--	--	52	--	63	63	--	75	75	100	130	--	144	--	155	155	192
	Charred Aged Split	CHASL	\$46	48	--	52	52	56	--	56	--	57	--	67	67	--	80	80	106	137	--	153	--	160	160	195
	Charred Alpine Birch	CHABL	--	--	\$59	61	--	--	74	74	64	70	70	--	--	75	--	--	153	160	165	--	177	180	--	201

G18 Series Top Logs	LOGS STYLE (Top)	No.	8t	9t	10t	11tr	12t	12tl	12ty	13t	13ty	17ty	-2-11ty	-2-9t	-2-10t	-2-12t
	Evening Fyre Charred	ECVL	--	\$62	63	67	75	75	--	77	77	111	77	64	67	80
	Evening Fyre	EFVL	--	\$61	61	61	66	66	--	73	73	102	67	59	61	70
	Evening Fyre Split	ESVL	\$59	61	62	66	73	--	75	--	--	106	75	62	64	76

G18 Series Bottom Logs	LOGS STYLE (Bottom)	No.	15br	18bf	20br	24bf	24br	30bf	-2-18B1	-2-18B2	-2-24BF
	Evening Fyre Charred	ECVL	\$116	145	156	170	170	229	145	145	170
	Evening Fyre	EFVL	\$106	137	145	157	157	218	137	137	157
	Evening Fyre Split	ESVL	\$113	143	153	164	164	223	143	143	164

G19A Series Top Logs	LOGS STYLE (Top)	No.	7t	8t	9t	10t	10tl	10tr	11t	12t	12tc	13t	13tr	14t	15t
	Foothill Oak	FTOL	--	\$59	61	62	62	--	63	64	--	73	--	--	90
	Foothill Split Oak	FVSOL	\$52	59	61	62	--	62	--	66	75	73	73	85	--

G19A Series Bottom Logs	LOGS STYLE (Bottom)	No.	17br	18bf	22br	23br	24bf	30bf
	Foothill Oak	FTOL	\$111	164	148	157	171	240
	Foothill Split Oak	FVSOL	\$111	164	148	--	171	240

Vent-Free Accessories & Replacement Parts

A. Vent Free Valve & Control Body Options

MODEL	DESCRIPTION	PRICE
SV-18	Valve for G8E Manual - (Natural or Propane)	\$142
SV-26	Valve for G9, G10 & G18 Manual - (Natural)	116
SV-27	Valve for G9, G10 & G18 Manual - (Propane)	116
SV-24	Control Body for G10-15 & G18-15 - (Natural)	370
SV-25	Control Body for G10-15P & G18-15P - (Propane)	370
SV-8	Control Body for Remote Style (-12) G8E & G9 - (N.G.)	299
SV-8P	Control Body for Remote Style (-12P) G8E & G9 - (L.P.)	299
SV-43	Control Body for Remote Style (-12) G21 - (Natural)	299
SV-43P	Control Body for Remote Style (-12P) G21 - (Propane)	299
SV-42	Control Body for Variable Remote Style (01V) G10 & G18	426
SV-41	Control Body for Variable Remote Style (01VP) G10 & G18	426
SV-51	Control Body for G19A-15 - (Natural)	370
SV-51P	Control Body for G19A-15P - (Propane)	370
SV-46	Control Body for G19A-01V - (Natural)	455
SV-46P	Control Body for G19A-01VP - (Propane)	455

B. Remote Compatible Options

MODEL	DESCRIPTION	PRICE
RR-1A	Basic ON/OFF Receiver/Transmitter Set	\$122
RR-2A	Deluxe ON/OFF Receiver/Transmitter Set	177
VR-1A	Basic Variable Receiver/Transmitter Set for "15" models	148
VR-2A	Deluxe Variable Receiver/Transmitter Set for "15" models	202
WCDC-1	Wood Chunk Decorative Cover (Vacuum packed)	51
PCDC-1	Pine Cone Decorative Cover (Vacuum packed)	55
WCBC-1	Charred Birch Decorative Cover (Vacuum packed)	61
WCAB-1	Charred Birch Decorative Wood Chunk	60
RF-BTSR1-G	ON/OFF Bluetooth Control w/ Golden Oak Cover ("12" Product Only)	232
RF-BTSR1-B	ON/OFF Bluetooth Control w/ White Birch Cover ("12" Product Only)	238
TS-12	Thermostat Control ("12" Product Only)	84
WS-1	Wall Switch, Cover and Wiring ("12" Product Only)	70
WS-2	Wall Timer, Cover and Wiring ("12" Product Only)	172
WS-3	Wall Switch, Cover and Wiring ("15" Product Only)	86
WS-6	Wall Switch ("01V" Product Only)	147
TR-03	Power Supply ("01V" Product Only)	133

C. Accessories

MODEL	DESCRIPTION	PRICE
DP-2-6	Valley Oak Wood Chips (4) and Pine Cones (3) (vacuum packed, case of 6)	\$436
PC-4-6	4 Designer Pine Cones (assorted sizes, vacuum packed, case of 6)	325
WC-6-6	6 Wood Chips (vacuum packed, case of 6)	389
WCH-6-6	6 Charred Wood Chips (vacuum packed, case of 6)	436
AC-6-6	6 Acorns (vacuum packed, case of 6)	278
LFC-6	Lava Fyre Coals - Wt. 6#	31
LF-5	Lava Fyre Granules - Wt. 5#	24
VFRK-1	Refresh Kit (Incl.: 5# lava granules, Ember Glow, Bryte Coals & 6 Acorns)	84

D. Three-Panel Fyrebacks

DESCRIPTION	SIZE	FYREBACK MODEL #		PRICE
		Traditional	Contemporary	
Three-Panel Fyrebacks Satin Stainless	S	FBS-18	FBC-18	\$127
	M	FBS-24	FBC-24	145
	L	FBS-30	FBC-30	160
Three-Panel Fyrebacks Polished Stainless Steel	XL	FBS-36	FBC-36	177
	S	FBSP-18	FBCP-18	194
	M	FBSP-24	FBCP-24	204
Three-Panel Fyrebacks Black Porcelain	L	FBSP-30	FBCP-30	218
	XL	FBSP-36	FBCP-36	270
	S	FBSB-18	FBCB-18	196
Three-Panel Fyrebacks	M	FBSB-24	FBCB-24	212
	L	FBSB-30	FBCB-30	235
	XL	FBSB-36	FBCB-36	273

E. Oxygen Depletion Sensor / Repl. Embers

MODEL	DESCRIPTION	PRICE
ODS-0001	Natural Gas	\$68
ODS-0002	Propane Gas	68
ODS-0003	Natural Gas with "12" Valve	131
ODS-0004	Propane Gas with "12" Valve	131
EM-9	Replacement Embers (G9)	19
EM-10	Replacement Embers (G10, G18, & G19A)	22

Robert H. Peterson Co.

14724 E Proctor Ave., City of Industry, CA. 91746
Tel: (626) 369-5085 • Fax: (626) 369-5979