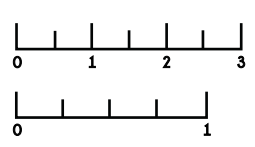


Ring size guide

- Print this page on thick paper and make sure that page scaling is set to none
- Measure with your credit card or a ruler to make sure your print out is correctly sized.
- If you already have a ring that fits the intended finger, find the circle below that best matches the inside of your ring.
- When in between sizes, we also offer quarter sizes!

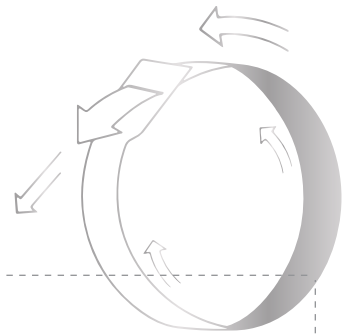

DOUBLE-CHECK THE PAGE SCALE HERE



1 12.37 mm	2 13.21 mm	3 14.05 mm	3.5 14.4 mm	4 14.8 mm
4.5 15.2 mm	5 15.6 mm	5.5 16.0 mm	6 16.45 mm	6.5 16.9 mm
7 17.3 mm	7.5 17.7 mm	8 18.2 mm	8.5 18.6 mm	9 19.0 mm
9.5 19.4 mm	10 19.8 mm	10.5 20.2 mm	11 20.6 mm	11.5 21.0 mm
12 21.4 mm	12.5 21.8 mm	13 22.2 mm	13.5 22.6 mm	14 23 mm

Ring size guide

- Print this page on thick paper and make sure that page scaling is set to none.
- Measure the credit card or ruler to make sure your print out is correctly sized.
- Cut out the arrow head through the slit with the numbers facing out and place the ring sizer around your finger.
- Slip the arrow head through the slit with the numbers facing.
- Tighten the ring sizer by pulling the arrow head further through the slit until it sits just right.
- Read your ring size on the scale. When in between sizes, choose the larger size or opt for a quarter size.



Sizing tips

- Warm up your hands to room temperature for most accurate sizing.
- Measure later in the day after you've been eating, drinking and sweating as usual.
- Left \neq right: there's often a size difference between the left and right hand.
- For rings with wider bands (i.e. our men's wedding bands) or if you plan to stack rings, you may choose a quarter to half a size up.
- Snug fit: your ring should slip on easy, and be a little harder to take off

Your size can change

Your fingers tend to change size throughout the course of the year and throughout the day. In summer months and during pregnancy your fingers will swell. In the morning and when they're cold, your fingers will be smaller.

Quick size reference

- The most common women's ring finger size is 6 to 6.5
- Our most popular men's ring size is size 9

Not sure?

When in doubt, take a quarter size down. Our standard rings tend to fit a little loose. Feel free to email us at hello@gardensofthesun.com for help finding the right size.



International ring size guide

UNITED STATES & CANADA	UK, EUROPE & AUSTRALIA	GERMANY	FRANCE	NETHERLANDS & SWITZERLAND	HONGKONG	SINGAPORE & JAPAN
3	F	14	44	4	6	4
	F 1/2	14 1/4		5 1/4		5
3 1/2	G	14 1/2	45 1/4		7.5	
	G 1/2	14 3/4		6 1/2		6
4	H	15	46 1/2		9	7
	H 1/2	15		7 3/4		
4 1/2	I	15 1/4	47 3/4		10	8
	J	15 1/2		9		
5	J 1/2	15 3/4	49		11	9
	K	16		10		
5 1/2	K 1/2	16 1/4	50 1/4		12	10
	L			11 3/4		
6	L 1/2	16 1/2	51 1/2	12 3/4	13	11
	M	16 3/4				12
6 1/2	M 1/2	17	52 3/4	14	14.5	13
	N					
7	N 1/2	17 1/4	54	15 1/4	16	14
	O	17 1/2				
7 1/2	O 1/2	17 3/4	55 1/4	16 1/2	17	15
	P					
8	P 1/2	18	56 1/2	17 3/4		16
					18	
	Q	18 1/4				
8 1/2	Q 1/2	18 1/2	57 3/4		19	17
	R	18 3/4		19		
9	R 1/2	19	59		20.5	18
	S	19 1/4		20 1/4		
9 1/2	S 1/2	19 1/2	60 1/4		22	19
	T			21 1/2		
10	T 1/2	19 3/4	61 1/2		23	20
	U	20				21
10 1/2	U 1/2		62 3/4	22 3/4	24	22
	V	20 1/2				
11	V 1/2	20 3/4	64		25	23
	W			25		
11 1/2	W 1/2	21	65 1/2		26	24
	X	21 1/4				
12	X 1/2	21 1/2	66 1/2	27 1/2	27.75	25
	Y					
12 1/2	Z	21 3/4	67 3/4	28 3/4	26	26
	Z 1/2					
13		22	69		30	27