


Avail CRF110 Oil Drive Gear Installation

Release of Liability


As the purchaser, I understand that the installation of any such parts on my motorcycle may invalidate the original manufacturer's warranty, if any that might otherwise cover my motorcycle. I represent and warrant to Avail Motorsports upon purchase that I will not use a vehicle equipped with these parts on any public street, road or highway, regardless of location and further, that the vehicle equipped with these parts will only be used lawfully on racing/off-road track when authorized to do so.

Upon purchase, I hereby release, wave, and discharge any right I have to sue Avail Motorsports, but not limited to it's respective directors, officers, agents, employees, predecessors, parents, subsidiaries and affiliated entities, partners, dealers/distributors, successors and assigns, past and present, from any and all liability, including without limitation, claims for personal injury and/or death, emotional distress, loss of use of the motorcycle, vehicle, property damage, misrepresentation, negligence, fraud, attorney fees, costs and expenses or any other claim that may arise herein, whether known or unknown or suspected.

- 1. Remove flywheel and clutch covers from engine**
- 2. Flywheel and starter gears must be removed to gain access to oil drive gear**
Will need flywheel puller tool to pull flywheel from crank snout



3. Remove oil pump on clutch side




4. Remove cam chain and original gear from oil pump drive shaft

Cam chain will need to be removed from crank and drive gear by compressing tensioner. Use needle nose pliers to hold onto the oil pump drive shaft from the oil pump side and turn counter clockwise while holding the original gear with vice grips or another set of pliers.




Turn counter-clockwise



5. Install Avail oil drive gear

Install using the needle nose plier method, turning clockwise on the oil pump drive shaft- **blue or green locktite recommended.**



6. Reassemble,TDC engine and re-time camshaft

Once the cam chain is installed back on the crankshaft sprocket and the new oil drive gear, you can reinstall the oil pump, starter gears, and flywheel to manufacturer specs. **DO NOT FORGET to TDC your engine** and re-time your camshaft to the crank. Install your covers and you're ready to roll!