

 **U.S.
PORCELAIN
PAVERS**











OUTDOOR COLLECTIONS BOOK **2022**

Index

4	What is Lux2?
7	Advantages
8	References
10	User's Guide
14	Installation Systems
24	Modular Pattern
26	Wood Effect
40	Stone Effect
82	Pool Coping
83	Cleaning and Maintenance
84	Technical Characteristics

Alphabetical Index

- 28 Boardwalk 
- 48 Summit 
- 62 Arkham 
- 70 Milan 
- 34 Pier 
- 42 Pillar 
- 74 Travertino 
- 56 Metropolis 

Index

Index by Effect









Wood Effect

- 28 Boardwalk 
- 34 Pier 




Stone Effect

- 42 Pillar 
- 48 Summit 
- 56 Metropolis 
- 62 Arkham 
- 70 Milan 
- 74 Travertino 

Index

What is Lux2?

Lux2 is the collection of premium outdoor pavers by U.S. Porcelain Pavers, it includes all the trims and accessories needed to meet design needs in outdoor settings, from pedestrian walkways to rooftops or swimming pools. It is manufactured to the highest quality standards and has outstanding technical performances, including high resistance to wear, to mechanical stress, to weather and is anti-slip. Stylish aesthetics and a wide range of sizes make it a perfect fit for contemporary hardscapes and architecture.




Floor: Pillar HQT201 Sand 16"x32" - Pillar HQT201 Sand Pool Coping 16"x32"



Floor: Metropolis2 HWS210 Bianco 24"x24"

Advantages



FROST RESISTANT



COLORS DO NOT FADE OVER TIME



RESISTANT TO SUDDEN TEMPERATURE CHANGES



RESISTANT TO ACID, CHEMICALS, SALT, ETC.



RESISTANT TO DAMAGE FROM MOLD AND MOSS



IMPERVIOUS




ANTI-SLIP



QUICK AND EASY TO INSTALL



EASY TO REMOVE



REUSABLE



READILY SERVICEABLE



INSTALLATION WITH ADHESIVE POSSIBLE




HIGHLY RESISTANT TO LOADS



WIDE RANGE OF FINISHES



ALLOWS WATER DRAINAGE



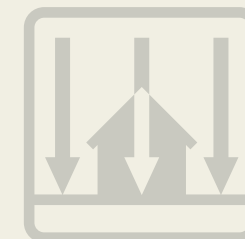
SPECIAL MATCHING PIECES



EXTREMELY LONG-LASTING



EASY TO CLEAN




MATCHES INTERIOR FLOORING



SUITABLE FOR RAISED INSTALLATIONS


References

References



References

8



9

User's Guide

- 1 Name of the collection
- 2 Available sizes
- 3 Collection code
- 4 Colors summary
- 5 Effect
- 6 Shade variation
- 7 Technical characteristics
- 8 Graphics Number
- 9 Packaging specifications
- 10 Matching Indoor product



Summit 2

24"x24"



24"x24" - 60x60 cm
Colored Body Porcelain Pavers

ANSI A 137.1 compliant



FLOOR



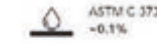
MODERATE



0.79 in
20 mm



ASTM C 1026
RESISTANT



ASTM C 373
+0.1%



ASTM C 650: CLASS A
ASTM C 1378: CLASS A



ASTM C 648: +3000 lbf.



ANSI A 326.3 (2011) release 2019.
(DCOF): >0.60



HEAVY USE

Summit

Available as 8.5 mm thick tile



COLLECTIONS BOOK 2022
Pag. 76



Summit2
HCX210 Bianco



Summit2
HCX201 Beige



Summit2
HCX205 Gray



Summit2
HCX208 Dark Gray

Shade variation



Graphics number

Sizes	Chamonix2 HCX210 Bianco	Chamonix2 HCX201 Beige	Chamonix2 HCX205 Gray	Chamonix2 HCX208 Dark Gray
24"x24"	20	20	20	20

Packaging

Sizes	Pieces	Sq.Ft.	Lbs.	Boxes	Sq.Ft.	Lbs.
24"x24"	2	7.75	71.17	32	248.00	2277.30
12"x24" pool coping	2	3.87	35.58	-	-	-
12"x24" pool coping*	1	1.94	17.80	-	-	-

HCX²

Stone Effect

49

User's Guide

1 Name of the collection

2 Available sizes

3 Item code

4 Item description

5 Size in inches and cm

6 Collection code

7 Effect

Summit 24"x24"

SPCX10
Summit2 HCX210 Bianco
24"x24" - 60x60 cm

SPCX01
Summit2 HCX201 Beige
24"x24" - 60x60 cm

SPCX05
Summit2 HCX205 Gray
24"x24" - 60x60 cm

SPCX08
Summit2 HCX208 Dark Gray
24"x24" - 60x60 cm

SBCX10MC
Summit2 HCX210 Bianco
Pool Coping with modern edge
12"x24" - 30x60 cm

SBCX01MC
Summit2 HCX201 Beige
Pool Coping with modern edge
12"x24" - 30x60 cm

SBCX05MC
Summit2 HCX205 Gray
Pool Coping with modern edge
12"x24" - 30x60 cm

SBCX08MC
Summit2 HCX208 Dark Gray
Pool Coping with modern edge
12"x24" - 30x60 cm

TBCX10G30R
Summit2 HCX310 Bianco
Pool Coping with modern edge
12"x24" - 30x60 cm
1.18" - 3 cm thick*

TBCX05G30R
Summit2 HCX305 Gray
Pool Coping with modern edge
12"x24" - 30x60 cm
1.18" - 3 cm thick*

HCX²

Stone Effect

Stone Effect

54

55

Installation Systems



Installation Systems

Installation Systems

Lay-on Installation

Installation on grass




Installation as stepping stones on grass:

- remove the grass from the area underneath Lux2
- dig 2 inch deep in warm and dry climate, or deeper in cold or wet climates.
- compact the soil.
- fill the excavated area with gravel (size 1/6 - 1/3 inch) or sand and compact it.
- dry set Lux2

The stratigraphy shown is only an indication: we recommended referring to local regulations in order to achieve a correct installation.

Installation on gravel




Recommended for larger areas, for installation with thin joints or joints without grass.

- Excavate the soil at least 4 inch deep in warm and dry climate, or deeper in cold or wet climates.
- Compact the soil at the bottom and ensure it is sloped ($\geq 2\%$) to avoid stagnation of water.
- Optional - place a layer of geotextile to keep the gravel from sinking into the soil.
- Place and compact a layer of crushed stone or gravel (size 1/6 - 1/3 inch).
- Optional - place a layer of geotextile to separate aggregates.
- Place and compact a layer of fine gravel or sand (size 1/12 - 1/5 inch) to ease the leveling of the surface.
- Ensure the surface is level using a straightedge. A slight slope ($\geq 1\%$) is recommended to ensure proper drainage of the floor.
- Dry set Lux2 leaving joints at least 1/8 inch wide. Tile spacers can be used to facilitate installation. Ensure the floor is level with a straightedge and use a rubber hammer to correct small differences in height.
- Fill the joints with very fine sand (size 0 - 1/8 inch) or polymeric sand.

The stratigraphy shown is only an indication: we recommended referring to local regulations in order to achieve a correct installation.



Floor: Metropolis2 HWS210 Bianco 24"x24"



Floor: Boardwalk2 HAO205 Gray 16"x32"

Lay-on Installation

Installation on sand




Installation on sand can be performed directly:

- level and compact the sand
- dry set Lux2

The stratigraphy shown is only an indication: we recommend referring to local regulations in order to achieve a correct installation.

Installation on concrete slab



Installation with thin set on concrete slab recommended for areas open to vehicular traffic or subject to very high stress: leave joints at least 1/8 inch wide and respect expansion joints.

- To install on concrete slab on ground:
- complete the digging and compact the soil
 - Place a layer of crushed stone or gravel
 - Place the slab including optional steel mesh
 - Install Lux2 with exterior-rated elastic adhesive

The stratigraphy shown is only an indication: we recommend referring to local regulations in order to achieve a correct installation.



Floor: Pier2 HMN205 Gray 16"x48"



Floor: Travertino2 HTS205 Gray 24"x24"

Raised Installation

Raised installation



The stratigraphy shown is only an indication: we recommend referring to local regulations in order to achieve a correct installation.


Lux2 can also be used to create perfectly flat, practical raised floors for use on balconies and roof terraces, allowing rainwater to flow underneath the paving and into the waterproofing system, where an inspectable cavity is created that can be used for cable routing and to house utilities systems, also helping to improve the building's insulation. After the slab and its sloping screed are complete, install the waterproofing membrane. Position the pedestals according to the chosen sizes, if necessary use the slope correctors. During the installation, adjust each pedestal to achieve a flat floor.

How to cut it

To cut Lux2, it is necessary to use discs designed for Porcelain Pavers, available for both dry and wet cutting.



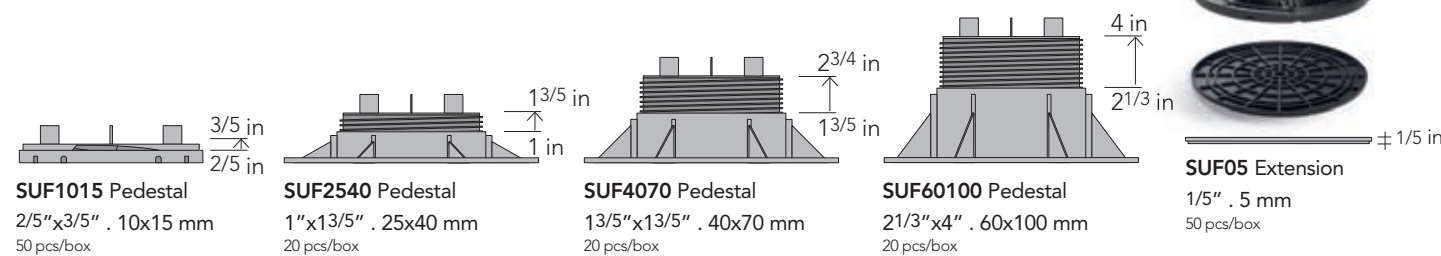
Pre-cut tabs for easy removal. Reinforced adjustment key. Bi-material head (PP + rubber) anti-noise and anti-slip.



The self-levelling head allows it to automatically compensate any gradient up to 5%

Adjustable pedestals with fixed head

Taller pedestals are available on request.

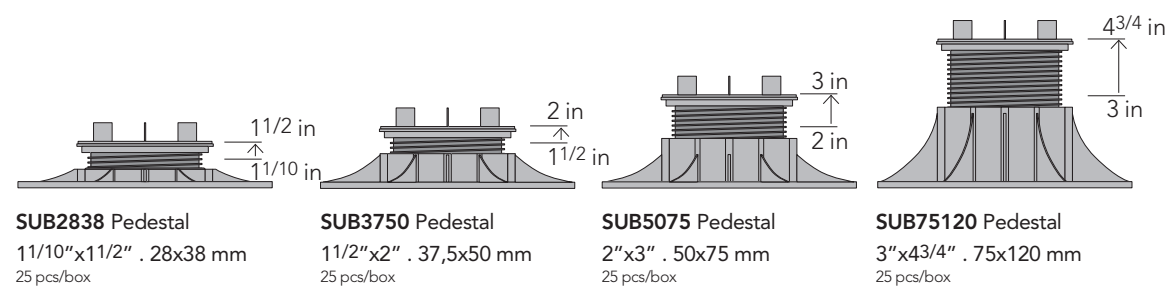


PEDESTALS LOAD BEARING DETAILS

Operating load = 2204 lbs. (1000 kg) each. Breaking load > 4409 lbs. (2000 kg) each.

Adjustable pedestals with self-levelling head

Taller pedestals are available on request.



PEDESTALS LOAD BEARING DETAILS

Operating load = 1102 lbs. (500 kg) each. Breaking load > 2204 lbs. (1000 kg) each.

Each project should be assessed by an Architect or Engineer to evaluate the specific static and dynamic load requirements. When using pedestals 4 inches or higher we recommend using an adhesive anti-fracture membrane or plastic/metal tray system for added shock protection.

THE WORLD'S FIRST AND ONLY PEDESTAL TO BE EQUIPPED WITH A HEAD FINISHED IN RUBBER THAT'S CAPABLE OF REDUCING NOISE LEVELS TO AS LITTLE AS 25 db



CLIP FOR VERTICAL CLOSURE

The sure new way of finishing in style

Our clip for vertical closure is designed to solve a typical problem of many external floors, i.e. how to fill in the gap around the edge when no perimeter wall is present. This solution represents an innovative, easy and elegant way to eliminate gaps around raised floors. The system consists of two special, stainless steel clips to be placed over the head and under the base of the pedestal. It creates a firm seat capable of gripping the section of floor cut to size to fill the gap. The use of our floor edge clip effectively prevents horizontal movement in floor slabs.

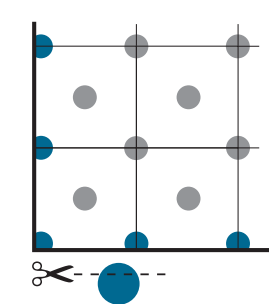


UNIVERSAL EDGE CLIP

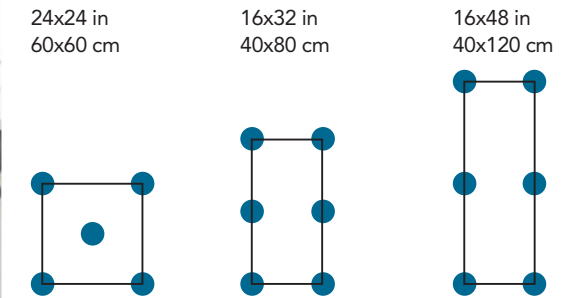
The perfect join: attractive and functional

Designed to avoid contact between the slabs of outdoor raised floors and outside walls, the universal edge clip is made entirely from stainless steel. It incorporates a damper to absorb longitudinal and transverse thermal expansion and guarantees a secure grip. Use of these clips ensures a stable floor surface with a straight and elegant perimeter.

Raised installation next to a wall




For a correct installation for non-vehicular usage, place the pedestals as follows:




Required pedestals

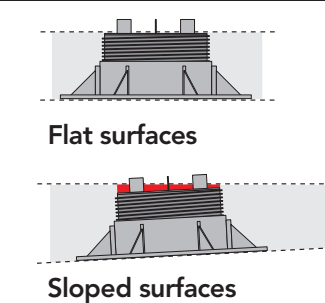
24x24 in . 60x60 cm 6.0 - 7.50 per 10 Sq.Ft. (5.6 - 7 per m ²)	16x32 in . 40x80 cm 5.8 - 6.3 per 10 Sq.Ft. (6.3 - 6.8 per m ²)	16x48 in . 40x120 cm 3.9 - 4.2 per 10 Sq.Ft. (4.16 - 4.9 per m ²)
--	---	---



Raised installation with Slope regulators



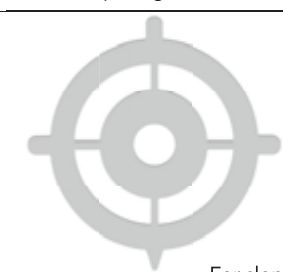
For a proper water outflow we suggest to lay with 1% minimum slope



Flat surfaces

Sloped surfaces

Slope regulator



SUFPC100
1%


For slopes over 1%, two or more slope regulators can be piled up on each other.

Raised Installation




Modular Pattern

Arkham 2 Layout



Formats	Module		Sold in increments of	
	pieces	Sq.Ft.	pieces	Sq.Ft.
12"x12"	1	0.97	6	5.82
12"x24"	1	1.94	6	11.64
24"x24"	1	3.87	6	23.22
Total	3	6.78	18	40.70



AVAILABLE ON RANGES

Arkham 2




MSGO55MOD
Arkham2 HGO205 Gray

These items are supplied rectified and ready for installation in a modular pattern. According to the quantities required, as per the table. Product will be invoiced as 3 separate items.

Travertino 2 Layout



Formats	Module		Sold in increments of	
	pieces	Sq.Ft.	pieces	Sq.Ft.
12"x12"	1	0.97	6	5.82
12"x24"	1	1.94	6	11.64
24"x24"	1	3.87	6	23.22
Total	3	6.78	18	40.70



AVAILABLE ON RANGES

Travertino 2



MSGO55MOD
Travertino2 HTS201 Beige

These items are supplied rectified and ready for installation in a modular pattern. According to the quantities required, as per the table. Product will be invoiced as 3 separate items.

Wood Effect

Boardwalk **2** 28
Pier **2** 34

Boardwalk 2

16"x32"



16"x32" . 40x80 cm

Colored Body Porcelain Pavers



Boardwalk2
HAO210 Bianco

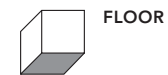


Boardwalk2
HAO205 Gray



Boardwalk2
HAO203 Natural

ANSI A 137.1 compliant



FLOOR



HIGH



0.79 in
20 mm



ASTM C 1026
RESISTANT



ASTM C 373
~0.1%



ASTM C 650: CLASS A
ASTM C 1378: CLASS A



ASTM C 648: ~3000 lbf.




ANSI A 326.3:2017 release 2019.
(DCOF): ≥0,60



HEAVY USE



Shade variation



Graphics number

Sizes	Boardwalk2 HAO210 Bianco	Boardwalk2 HAO205 Gray	Boardwalk2 HAO203 Natural
16"x32"	32	32	32

Packaging

Sizes	Pieces						
		Sq.Ft.	Lbs.	Boxes	Sq.Ft.	Lbs.	
16"x32"	2	6.89	64.12	24	165.36	1552.00	
16"x32" pool coping	2	6.89	62.31	-	-	-	

Boardwalk 2

16"x32"

HAO²



Wood Effect

Wood Effect



Floor: Boardwalk2 HAO210 Bianco 16"x32"

Boardwalk 2

16"x32"



SOAO60U
Boardwalk2
HAO210 Bianco
16"x32" . 40x80 cm



SOAO55U
Boardwalk2
HAO205 Gray
16"x32" . 40x80 cm



SOAO53U
Boardwalk2
HAO203 Natural
16"x32" . 40x80 cm



SOAO10MC
Boardwalk2 HAO210 Bianco
Pool Coping with modern edge
16"x32" . 40x80 cm




SOAO05MC
Boardwalk2 HAO205 Gray
Pool Coping with modern edge
16"x32" . 40x80 cm



SOAO03MC
Boardwalk2 HAO203 Natural
Pool Coping with modern edge
16"x32" . 40x80 cm

Pier 2

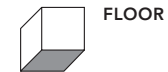
16"x48"



16"x48" . 40x120 cm

Colored Body Porcelain Pavers

ANSI A 137.1 compliant



FLOOR



HIGH



0.79 in
20 mm



ASTM C 1026
RESISTANT



ASTM C 373
~0.1%



ASTM C 650: CLASS A
ASTM C 1378: CLASS A



ASTM C 648: ~3000 lbf.



ANSI A 326.3:2017 release 2019.
(DCOF): ≥0,60



HEAVY USE

Made in Italy



Pier2
HMN201 Beige



Pier2
HMN205 Gray



Pier2
HMN209 Noce



Shade variation



Graphics number

Sizes	Pier2 HMN201 Beige	Pier2 HMN205 Gray	Pier2 HMN209 Noce
16"x48"	27	27	27

Packaging

Sizes	Pieces						
		Sq.Ft.	Lbs.	Boxes	Sq.Ft.	Lbs.	
16"x48"	1	5.17	51.80	54	279.18	2797.60	
16"x48" pool coping	1	5.17	49.82	-	-	-	

Pier 2


16"x48"

HMN²

Wood Effect



36 Floor: Pier2 HMN209 Noce 16"x48"



Wood Effect

Floor: Pier2 HMN201 Beige 16"x48"




Floor: Pier2 HMN205 Gray 16"x48"

Pier 2

16"x48"



SDMN01
Pier2 HMN201 Beige
16"x48" . 40x120 cm



SDMN05
Pier2 HMN205 Gray
16"x48" . 40x120 cm



SDMN09
Pier2 HMN209 Noce
16"x48" . 40x120 cm



SDMN01MC
Pier2 HMN201 Beige
Pool Coping with modern edge
16"x48" . 40x120 cm



SDMN05MC
Pier2 HMN205 Gray
Pool Coping with modern edge
16"x48" . 40x120 cm



SDMN09MC
Pier2 HMN209 Noce
Pool Coping with modern edge
16"x48" . 40x120 cm

Stone Effect

Pillar	2	42
Summit	2	48
Metropolis	2	56
Arkham	2	62
Milan	2	70
Travertino	2	74

Pillar 2

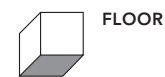
16"x32"



16"x32" . 40x80 cm

Colored Body Porcelain Pavers

ANSI A 137.1 compliant



FLOOR



MODERATE



0.79 in
20 mm



ASTM C 1026
RESISTANT



ASTM C 373
~0.1%



ASTM C 650: CLASS A
ASTM C 1378: CLASS A



ASTM C 648: ~3000 lbf.



ANSI A 326.3:2017 release 2019.
(DCOF): ≥0,60




HEAVY USE

Pillar


Available as 8.5 mm thick tile



COLLECTIONS BOOK 2022
Pag. 60




Pillar2
HQT210 Bianco



Pillar2
HQT201 Sand




Pillar2
HQT205 Gray



Pillar2
HQT208 Dark Gray



Shade variation



Graphics number

Sizes	Pillar2 HQT210 Bianco	Pillar2 HQT201 Sand	Pillar2 HQT205 Gray	Pillar2 HQT208 Dark Gray
16"x32"	12	12	12	12

Packaging

Sizes	Pieces					
		Sq.Ft.	Lbs.	Boxes	Sq.Ft.	Lbs.
16"x32"	2	6.89	64.66	24	165.36	1552.00
16"x32" pool coping	2	6.89	62.31	-	-	-

Pillar 2

16"x32"

HQT²



Stone Effect

Stone Effect




Stone Effect


Floor: Pillar2 HQT205 Gray 16"x32"

Pillar 2

16"x32"



SOQT10
Pillar2 HQT210 Bianco
16"x32" . 40x80 cm



SOQT01
Pillar2 HQT201 Sand
16"x32" . 40x80 cm



SOQT05
Pillar2 HQT205 Gray
16"x32" . 40x80 cm



SOQT08
Pillar2 HQT208 Dark Gray
16"x32" . 40x80 cm



SOQT10MC
Pillar2 HQT210 Bianco
Pool Coping with modern edge
16"x32" . 40x80 cm



SOQT01MC
Pillar2 HQT201 Sand
Pool Coping with modern edge
16"x32" . 40x80 cm



SOQT05MC
Pillar2 HQT205 Gray
Pool Coping with modern edge
16"x32" . 40x80 cm




SOQT08MC
Pillar2 HQT208 Dark Gray
Pool Coping with modern edge
16"x32" . 40x80 cm

Stone Effect



Summit 2

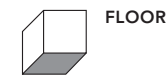
24"x24"



24"x24" . 60x60 cm

Colored Body Porcelain Pavers

ANSI A 137.1 compliant



FLOOR



MODERATE



0.79 in
20 mm



ASTM C 1026
RESISTANT



ASTM C 373
~0.1%



ASTM C 650: CLASS A
ASTM C 1378: CLASS A



ASTM C 648: ~3000 lbf.



ANSI A 326.3:2017 release 2019.
(DCOF): ≥0,60



HEAVY USE

Summit


Available as 8.5 mm thick tile




COLLECTIONS BOOK 2022
Pag. 76




Summit2
HCX210 Bianco



Summit2
HCX201 Beige



Summit2
HCX205 Gray



Summit2
HCX208 Dark Gray

Shade variation



Graphics number

Sizes	Summit2 HCX210 Bianco	Summit2 HCX201 Beige	Summit2 HCX205 Gray	Summit2 HCX208 Dark Gray
24"x24"	20	20	20	20

Packaging

Sizes	Pieces	Sq.Ft.	Lbs.	Boxes	Sq.Ft.	Lbs.
24"x24"	2	7.75	71.17	32	248.00	2277.30
12"x24" pool coping	2	3.87	35.58	-	-	-
12"x24" pool coping*	1	1.94	17.80	-	-	-

Summit **2**


24"x24"

HCX²

Stone Effect



50 Floor: Summit2 HCX210 Bianco 24"x24" - Summit HCX310 Bianco Pool Coping 12"x24"



Stone Effect

Floor: Summit2 HCX201 Beige 24"x24" - Summit2 HCX301 Beige Pool coping 12"x24" 51

Summit **2**

24"x24"

HCX²

Stone Effect



52 Floor: Summit2 HCX208 Dark Gray 24"x24"



Stone Effect

Floor: Summit2 HCX205 Gray 24"x24" 53

Summit **2**

24"x24"




S9CX10
Summit2 HCX210 Bianco
24"x24" . 60x60 cm



S9CX01
Summit2 HCX201 Beige
24"x24" . 60x60 cm



S9CX05
Summit2 HCX205 Gray
24"x24" . 60x60 cm



S9CX08
Summit2 HCX208 Dark Gray
24"x24" . 60x60 cm



S8CX10MC
Summit2 HCX210
Bianco Pool Coping with modern edge
12"x24" . 30x60 cm



S8CX01MC
Summit2 HCX201
Beige Pool Coping with modern edge
12"x24" . 30x60 cm



S8CX05MC
Summit2 HCX205
Gray Pool Coping with modern edge
12"x24" . 30x60 cm



S8CX08MC
Summit2 HCX208
Dark Gray Pool Coping with modern edge
12"x24" . 30x60 cm



T8CX10G30R
Summit2 HCX310
Bianco Pool Coping with modern
edge 12"x24" . 30x60 cm
1.18" - 3 cm thick*



T8CX05G30R
Summit2 HCX305
Gray Pool Coping with modern edge
12"x24" . 30x60 cm
1.18" - 3 cm thick*

Metropolis **2**

24"x24"




24"x24" . 60x60 cm

Colored Body Porcelain Pavers



Metropolis2
HWS210 Bianco

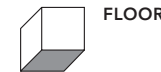


Metropolis2
HWS201 Beige



Metropolis2
HWS205 Gray

ANSI A 137.1 compliant



FLOOR



MODERATE



0.79 in
20 mm



ASTM C 1026
RESISTANT



ASTM C 373
~0.1%



ASTM C 650: CLASS A
ASTM C 1378: CLASS A



ASTM C 648: ~3000 lbf.




ANSI A 326.3:2017 release 2019.
(DCOF): ≥0,60



HEAVY USE



Shade variation



Graphics number

Sizes	Metropolis2 HWS210 Bianco	Metropolis2 HWS201 Beige	Metropolis2 HWS205 Gray
24"x24"	14	14	14

Packaging

Sizes	Pieces						
		Sq.Ft.	Lbs.	Boxes	Sq.Ft.	Lbs.	
24"x24"	2	7.75	71.17	32	248.00	2277.30	
12"x24" pool coping	2	3.87	35.58	-	-	-	

Metropolis

Available as 8.5 mm thick tile



COLLECTIONS BOOK 2022
Pag. 86

Metropolis 2

24"x24"

HWS²



Stone Effect


Stone Effect

Metropolis **2**


24"x24"



S9WS60U
Metropolis2 HWS210 Bianco
24"x24" . 60x60 cm



S9WS51U
Metropolis2 HWS201 Beige
24"x24" . 60x60 cm



S9WS55U
Metropolis2 HWS205 Gray
24"x24" . 60x60 cm



S8WS10MC
Metropolis2 HWS210 Bianco
Pool Coping with modern edge
12"x24" . 30x60 cm



S8WS01MC
Metropolis2 HWS201 Beige
Pool Coping with modern edge
12"x24" . 30x60 cm



S8WS05MC
Metropolis2 HWS205 Gray
Pool Coping with modern edge
12"x24" . 30x60 cm

Stone Effect




Floor: West 57th2 HWS201 Beige 24"x24"

Stone Effect

Arkham 2

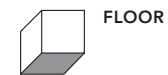
24"x24"



24"x24" . 60x60 cm

Colored Body Porcelain Pavers

ANSI A 137.1 compliant



FLOOR



RANDOM



0.79 in
20 mm



ASTM C 1026
RESISTANT



ASTM C 373
~0.1%



ASTM C 650: CLASS A
ASTM C 1378: CLASS A



ASTM C 648: ~3000 lbf.



ANSI A 326.3:2017 release 2019.
(DCOF): ≥0,60




HEAVY USE

Arkham

Available as 8.5 mm thick tile



COLLECTIONS BOOK 2022
Pag. 102



Arkham2
HGO210 Bianco



Arkham2
HGO205 Gray




Arkham2
HGO201 Beige



Arkham2
HGO208 Nero

Shade variation



Graphics number

Sizes	Arkham2 HGO210 Bianco	Arkham2 HGO205 Gray	Arkham2 HGO201 Beige	Arkham2 HGO208 Nero
24"x24"	39	14	9	24

Packaging

Sizes	Pieces	Sq.Ft.	Lbs.	Boxes	Sq.Ft.	Lbs.
24"x24"	2	7.75	71.17	32	248.00	2277.30
12"x24" pool coping	2	3.87	35.58	-	-	-
12"x24" pool coping*	1	1.94	17.80	-	-	-

Arkham **2**

24"x24"

HGO²



Stone Effect

Stone Effect

Arkham **2**

24"x24"

HGO²




Stone Effect

Stone Effect

Arkham **2**

24"x24"



S9GO60U
Arkham2 HGO210 Bianco
24"x24" . 60x60 cm



S9GO51U
Arkham2 HGO201 Beige
24"x24" . 60x60 cm



S9GO55U
Arkham2 HGO205 Gray*
24"x24" . 60x60 cm




S9GO58U
Arkham2 HGO208 Nero
24"x24" . 60x60 cm




S8GO10MC
Arkham2 HGO210 Bianco
Pool Coping with modern edge
12"x24" . 30x60 cm




S8GO01MC
Arkham2 HGO201 Beige
Pool Coping with modern edge
12"x24" . 30x60 cm




S8GO05MC
Arkham2 HGO205 Gray
Pool Coping with modern edge
12"x24" . 30x60 cm



S8GO08MC
Arkham2 HGO208 Nero
Pool Coping with modern edge
12"x24" . 30x60 cm



T8GO10G30R
Arkham2 HGO310 Bianco
Pool Coping with modern edge
12"x24" . 30x60 cm
1.18" - 3 cm thick*



T8GO05G30R
Arkham2 HGO305 Gray
Pool Coping with modern edge
12"x24" . 30x60 cm
1.18" - 3 cm thick*

* Available in modular pattern
More details on page. 24



Milan 2

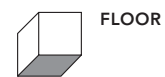
16"x32"



16"x32" . 40x80 cm

Colored Body Porcelain Pavers

ANSI A 137.1 compliant



FLOOR



MODERATE



0.79 in
20 mm



ASTM C 1026
RESISTANT



ASTM C 373
~0.1%



ASTM C 650: CLASS A
ASTM C 1378: CLASS A




ASTM C 648: ~3000 lbf.




ANSI A 326.3:2017 release 2019.
(DCOF): ≥0,60




HEAVY USE



Milan2
HLS201 Beige




Milan2
HLS209 Noce



Milan2
HLS205 Gray

Shade variation



Graphics number

Sizes	Milan2 HLS201 Beige	Milan2 HLS209 Noce	Milan2 HLS205 Gray
16"x32"	24	33	18

Packaging


Sizes	Pieces						
		Sq.Ft.	Lbs.	Boxes	Sq.Ft.	Lbs.	
16"x32"	2	6.89	64.12	24	165.36	1552.00	
16"x32" pool coping	2	6.89	62.31	-	-	-	




Floor: Milan2 HLS205 Gray 16"x32" - Pier2 HMN201 Beige Pool coping 16"x48"

Milan 2

16"x32"



SOLS51U
Milan2 HLS201 Beige
16"x32" . 40x80 cm



SOLS59U
Milan2 HLS209 Noce
16"x32" . 40x80 cm



SOLS55U
Milan2 HLS205 Gray
16"x32" . 40x80 cm



SOLS01MC
Milan2 HLS201 Beige
Pool Coping with modern edge
16"x32" . 40x80 cm



SOLS09MC
Milan2 HLS209 Noce
Pool Coping with modern edge
16"x32" . 40x80 cm

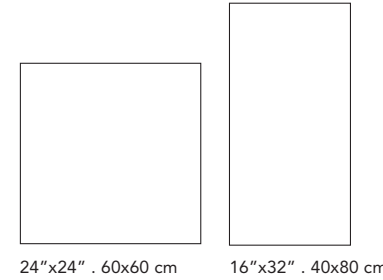


SOLS05MC
Milan2 HLS205 Gray
Pool Coping with modern edge
16"x32" . 40x80 cm



Travertino 2










24"x24" 16"x32"




24"x24" . 60x60 cm 16"x32" . 40x80 cm


Colored Body Porcelain Pavers

ANSI A 137.1 compliant

-  FLOOR
-  HIGH
-  0.79 in
20 mm
-  ASTM C 1026
RESISTANT
-  ASTM C 373
~0.1%
-  ASTM C 650: CLASS A
ASTM C 1378: CLASS A
-  ASTM C 648: ~3000 lbf.
-  ANSI A 326.3:2017 release 2019.
(DCOF): ≥0,60
-  HEAVY USE



Travertino2
HTS201 Beige



Travertino2
HTS209 Noce



Travertino2
HTS205 Gray



Shade variation



Graphics number

Sizes	Travertino2 HTS201 Beige	Travertino2 HTS209 Noce	Travertino2 HTS205 Gray
24"x24"	24	12	12
16"x32"	20		12

Packaging

Sizes	Pieces					
		Sq.Ft.	Lbs.	Boxes	Sq.Ft.	Lbs.
24"x24"	2	7.75	71.17	32	248.00	2277.30
16"x32"	2	6.89	64.66	24	165.36	1552.00
16"x32" pool coping	2	6.89	64.66	-	-	-
12"x24" pool coping	2	3.87	35.58	-	-	-
12"x24" pool coping*	1	1.94	17.80	-	-	-

Travertino 2

24"x24" 16"x32"

HTS²

Stone Effect



Stone Effect

Travertino 2

24"x24" 16"x32"

Stone Effect




Stone Effect

Travertino **2**

24"x24" 16"x32"



S9TS51U
Travertino2 HTS201 Beige*
24"x24" . 60x60 cm



SOTS51U
Travertino2 HTS201 Beige
16"x32" . 40x80 cm



S9TS59U
Travertino2 HTS209 Noce
24"x24" . 60x60 cm



S9TS55U
Travertino2 HTS205 Gray
24"x24" . 60x60 cm



SOTS55U
Travertino2 HTS205 Gray
16"x32" . 40x80 cm



S8TS01MC
Travertino2 HTS201 Beige
Pool Coping with modern edge
12"x24" . 30x60 cm



SOTS01MC
Travertino2 HTS201 Beige
Pool Coping with modern edge
16"x32" . 40x80 cm



S8TS09MC
Travertino2 HTS209 Noce
Pool Coping with modern edge
12"x24" . 30x60 cm



S8TS05MC
Travertino2 HTS205 Gray
Pool Coping with modern edge
12"x24" . 30x60 cm



SOTS05MC
Travertino2 HTS205 Gray
Pool Coping with modern edge
16"x32" . 40x80 cm



T8TS01G30R
Travertino2 HTS301 Beige
Pool Coping with modern edge
12"x24" . 30x60 cm
1.18" - 3 cm thick*



T8TS05G30R
Travertino2 HTS305 Gray
Pool Coping with modern edge
12"x24" . 30x60 cm
1.18" - 3 cm thick*

Stone Effect


Stone Effect

* Available in modular pattern
More details on page. 24

Pool Coping

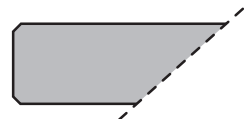


Coping






3 CM POOL COPING

MADE IN ITALY



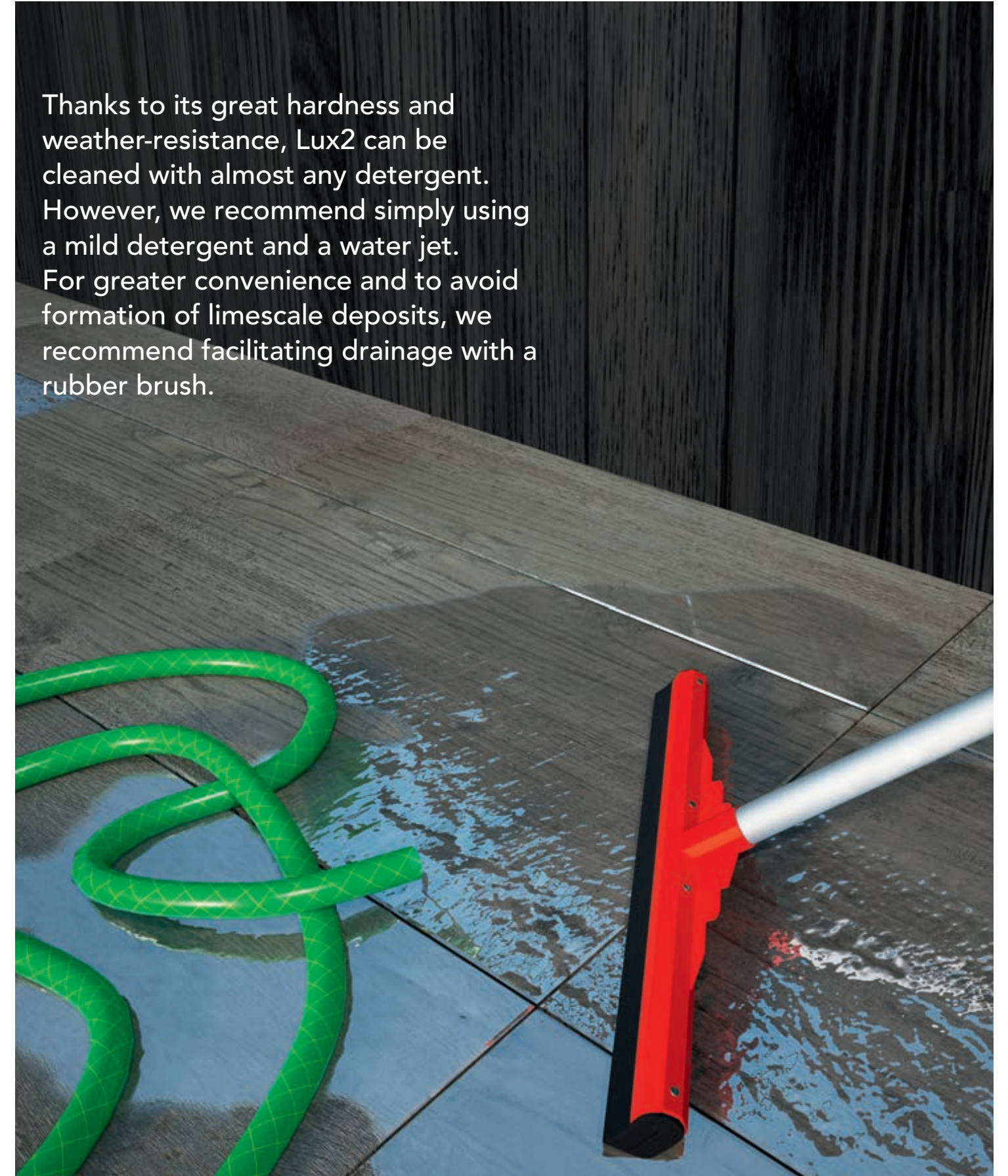
12" x 24" . 30x60 cm
1.18" . 3 cm thick

AVAILABLE ON COLLECTIONS

SUMMIT  (BIANCO - GRAY)
ARKHAM  (BIANCO - GRAY)
TRAVERTINO  (BEIGE - GRAY)

Cleaning and Maintenance

Thanks to its great hardness and weather-resistance, Lux2 can be cleaned with almost any detergent. However, we recommend simply using a mild detergent and a water jet. For greater convenience and to avoid formation of limescale deposits, we recommend facilitating drainage with a rubber brush.



Cleaning and Maintenance

Technical characteristics

TECHNICAL CHARACTERISTICS AND INTERNATIONAL STANDARDS

Our 1st choice tiles are manufactured and selected according to European EN and International ISO regulations. This means that 95% of the contents of first choice must have appearance characteristics corresponding to the standards.

Therefore they must not be perfect (which is impossible for any industrial product) but must have tolerances comprised within the standard limits. These tolerances and those concerning the other physical and chemical characteristics of the product are reported below.

The appearance valuation of the tile must be done examining it (perpendicularly) from 1 meter of distance.

Defects of tiles can be of two types: noticeable (already visible before laying, such as color differences, surface defects, fractures, etc) or hidden (not visible before laying). Complaints about noticeable defects may be made only before tiles are laid, allowing the producer to replace any faulty material. However, if the buyer or tile layer decides to proceed with laying, the responsibility of the producer is invalidated.





Responsibility for hidden defects, if these are notified within the legal time limits, lies the producer.

RECOMMENDATIONS FOR USE

No laboratory test, however efficient it may be, is sufficient to determine the durability of a product. Apart from the obvious factor of the number of foot contacts, durability can also be influenced by the technical characteristics of the product, the place of installation and the possible presence of abrasive agents. We therefore recommend not only that products should be chosen with resistance characteristics that are sufficient for the intended use, as shown in the following chart, but also that wherever necessary, floors should be protected against sand, grit and other abrasives by the use, for example, of mats.

Key to symbols

SHADE VARIATIONS

	LOW Uniform colour with only minimal differences between tiles in the same production run.
	MODERATE Clearly distinguishable differences in texture and pattern within the same production run.
	HIGH Significant variation in texture, pattern and colour from tile to tile within the same production run. The colour range should be viewed before selecting the material.
	RANDOM Random differences from tile to tile. One tile may have totally different texture and colour from another. The colour range should be viewed before selecting the material.












RECOMMENDED USE

	Recommended for floors for medium-light use, as in private homes, with the exception of kitchens and rooms with direct outdoor access.
	Recommended for all rooms in the house and for business premises with medium use.
	Recommended for all rooms indoors and outdoors and for business premises in general.

ANSI A 137.1: 2019

Lux2

Colored Body Porcelain Pavers 20 mm thick

	Established limits	Performances	Norms
 Water absorption	≤ 0,5%	~ 0,1%	ASTM C 373
 Breaking strength (1)	≥ 250 lbf.	~3000 lbf.	ASTM C 648
 Frost resistance	Resistant	Resistant	ASTM C 1026
 Resistance to thermal shock	Resistant	Resistant	ASTM C 484
 Average breaking load for raised floor installation (2)		Classe 1 16"x32" : > 4 kN 24"x24" : > 4 kN Classe 2 16"x48" : > 6 kN	EN 12825*
 Mechanical strength (3)		16"x48" : U3 16"x32" : U4 24"x24" : U7	EN 1339-F*
 Slip resistance (DCOF)	≥ 0,42	≥ 0,60	ANSI A 326.3:2017 release 2019. (DCOF)
 Chemical resistance	As reported	Class: A	ASTM C 650
 Stain resistance	As reported	Class: A	ASTM C 1378
 Recommended use			

* Tests carried out on a different type from that for which the standard is issued

- (1) It states the resistance of a sample piece, leaning on three spots, to a concentrated load placed in the middle.
- (2) It shows the resistance, on raised floor laying as suggested by the catalogue, to a concentrated load applied in the middle.
- (3) It shows the breaking resistance through bending of the product in full size. The load is applied through a horizontal cylinder placed in the middle.

ENVIRONMENTAL PRODUCT DECLARATION (EDP)

See delconcausa.com/download/edpceramictile.pdf to download the EDP report covering Del Conca USA Lux2 products.



Tile Council of North America (TCNA)

TCNA is a trade association representing manufacturers of ceramic tile, tile installation materials, tile equipment, raw materials, and other tile-related products.

For further information, please look at the website www.tcnatile.com

The company reserves the right to make any change to products and features shown in this catalogue.
All colors are purely a guide.

Any kind of copy of this catalogue, even partial reproduction, is prohibited.

© 2022 U.S. Porcelain Pavers, All rights reserved.

JANUARY / 2022



**U.S.
PORCELAIN
PAVERS**



Official Distributor

800-971-1442 | orders@aquablumosaics.com
www.AquaBluMosaics.com