

2021 PRODUCT SELECTION GUIDE



Official Distributor

800-971-1442 | orders@aquablumosaics.com

www.AquaBluMosaics.com

Rotondo



PRISM HARDSCAPES

Outdoor Living Products

Tavola Series

TAVOLA 1

38" W / 56" L / 16" H / 360LBS.
SURFACE: 11" / BURNER: 24"



TAVOLA 2

36" W / 36" L / 16" H / 240LBS.
SURFACE: 8 1/4" / BURNER: 15"



TAVOLA 3

48" W / 48" L / 16" H / 450LBS.
SURFACE: 11" / BURNER: 18"



TAVOLA 4

38" W / 66" L / 16" H / 500LBS.
SURFACE: 16"/11" / BURNER: 24"



TAVOLA 5

38" W / 80" L / 16" H / 650LBS.
SURFACE: 11"/33 3/4" / BURNER: 24"



TAVOLA 6

38" W / 90" L / 16" H / 650LBS.
SURFACE: 11" / BURNER: 60"



TAVOLA 7

50" W / 60" L / 16" H / 500LBS.
SURFACE: 16" / BURNER: 24"



TAVOLA 8

32" W / 60" L / 16" H / 320LBS.
SURFACE: 13"/8" / BURNER: 24"



TAVOLA 42

42" W / 42" L / 16" H / 300LBS.
SURFACE: 11 3/4" / BURNER: 15"



TAVOLA 66 Slim

30" W / 66" L / 16" H / 320LBS.
SURFACE: 16"/9" / BURNER: 34"



TAVOLA 72 Narrow Series

24" W / 72" L / 16" H / 400LBS.
SURFACE: 12"/6" / BURNER: 37"



TAVOLA 110

38" W / 110" L / 16" H / 750LBS.
SURFACE: 11" / BURNER: 80"



**"WE BELIEVE
IN SPACES THAT ARE
DESIGNED FOR
LIVING, MAKING
MEMORIES, AND
ENJOYING LIFE."**

Moderno Series

MODERNO 1

39" D / 18" H / 210LBS.
SURFACE: 1 1/2" / BURNER: 15"



MODERNO 2

29" D / 12" H / 90LBS.
SURFACE: 2 3/4" / BURNER: 15"



MODERNO 3

30" D / 18" H / 125LBS.
SURFACE: 3" / BURNER: 15"



MODERNO 4

48" D / 17" H / 400LBS.
SURFACE: 6" (also 4") / BURNER: 18"



MODERNO 5

36" D / 16" H / 250LBS.
SURFACE: 5 1/2" / BURNER: 15"



MODERNO 6

39" D / 15" H / 275LBS.
SURFACE: 5 1/2" / BURNER: 15"



MODERNO 8

39" D / 18" H / 225LBS.
SURFACE: 5" / BURNER: 15"



LP Tank Enclosures

TAV

20" W / 20" L / 21 1/2" H / 100 LBS.
REMOVABLE LID



SAUSALITO

16" W / 16" L / 21 1/2" H / 100 LBS.
FULL COVER



ORINDA

16" D / 21 1/2" H / 100 LBS.
FULL COVER



MOD

20" D / 21 1/2" H / 100 LBS.
REMOVABLE LID



Core Series

LOMBARD

40" W / 40" L / 18" H / 280 LBS.
SURFACE: 6 3/4" / BURNER: 18"



EMBARCADERO

48" D / 15" H / 225 LBS.
SURFACE: 7" / BURNER: 18"



PEBBLE

38" W / 56" L / 16" H / 350 LBS.
BURNER: 24"



LOMBARD PEDESTAL

29" W / 29" L / 10" H / 90 LBS.
SURFACE: 3" / BURNER: 15"



EMBARCADERO PEDESTAL

31" D / 10" H / 90 LBS.
SURFACE: 2 1/2" / BURNER: 15"



ROTONDO

48" D / 18" H / 430 LBS.
SURFACE: 11" / BURNER: 18"



Rotondo

Porto Series

PORTO 68

38" W / 68" L / 22" H / 550LBS.
SURFACE: 17"/11" / BURNER: 24"
ENCLOSED PROPANE UNIT



PORTO 58

38" W / 58" L / 22" H / 450LBS.
SURFACE: 12"/11" / BURNER: 24"
ENCLOSED PROPANE UNIT



Pentola Series

PENTOLA 1

24" D / 28" H / 150LBS.
SURFACE: 2" / BURNER: 15"



PENTOLA 2

24" D / 21" H / 125LBS.
SURFACE: 2" / BURNER: 15"



PENTOLA 3

24" D / 26" H / 135LBS.
SURFACE: 2" / BURNER: 15"
ENCLOSED PROPANE UNIT



New Items

TUSCANY

36" D / 18" H / 350 LBS.
SURFACE: 6 1/2" / BURNER: 15"



CILINDRO

36" D / 18" H / 350 LBS.
SURFACE: 6 1/2" / BURNER: 15"



PIAZZA

39" W / 39" L / 15 3/4" H / 360 LBS.
BURNER: 15"



TRITON

48" D / 18" H / 400 LBS.
SURFACE: 8" / BURNER: 15"



OVALE

45" W / 79" L / 18" H / 320 LBS.
SURFACE: 10" / BURNER: 30"



Larger Units

MODERNO 70

70" D / 18" H / 650LBS.
SURFACE: 6" (or 14") / BURNER: 22"



ROTONDO 80

80" D / 18" H / 600LBS.
SURFACE: 12" / BURNER: 24"



EMBARCADERO 60

60" D / 16" H / 350LBS.
SURFACE: 17 1/2" / BURNER: 18"



LARGO 72

72" W / 72" L / 16" H / 910LBS.
SURFACE: 12" / BURNER: 22"



LARGO 96

96" W / 96" L / 16" H / 1100LBS.
SURFACE: 12" / BURNER: 22"



FUEGO 89

89" D / 16 1/2" H / 1050LBS.
SURFACE: 24" / BURNER: 22"



FUEGO 54

54" D / 16 1/2" H / 550LBS.
SURFACE: 12 1/2" / BURNER: 15"



Elements Collection

FAIRMONT

37 3/4" W / 72 3/4" L / 17" H
SURFACE: 9 1/2" / BURNER: 37"
450 LBS.



HAMPTON

48" D / 18" H / 430 LBS.
SURFACE: 11" / BURNER: 18"



MANCHESTER

42" W / 42" L / 16" H / 450 LBS.
SURFACE: 12" / BURNER: 12"



Copper Units

MODERNO 1

39" D / 18" H / 71 LBS.
SURFACE: 3" / BURNER: 15"



MODERNO 3

30" D / 18" H / 51 LBS.
SURFACE: 3" / BURNER: 15"



MODERNO 4

48" D / 17" H / 102 LBS.
SURFACE: 4" / BURNER: 18"



Fire Media

LAVA ROCK




TUMBLLED LAVA ROCK



FIRE GLASS



Aqua



Black



Mist



Golden



Smoke



Azura




Bronze


FIRE FEATURE COLOR OPTIONS



PEWTER



NATURAL




EBONY



CAFE



ULTRA



COASTAL

PH-Ignite Electronic Ignition System

Hassle-Free Ignition, Zero Worries

12 VAC Inlet Power

Compliant with National Electrical code 2014, article 68. May be installed within five feet of pool water.

Weatherproof/Anti-Corrosion Enclosure

Protects internal components from harsh weather and is built to last.

Electronic Ignition

Convenient fire feature lighting and instant flame monitoring.

Hot Surface Ignition

Robust and reliable ignition.

Waterproof Pilot Connector

Corrosion proof electrical connection.

Compact Design

Conveniently fits into your fire feature.



American National Standards Institute

This product complies with ANSI Z2197 standard.

*Burner not included. System connects to existing fire feature burner.

We believe in spaces that are designed for living,
making memories, and enjoying life.



Visionary designs coupled with handcrafted processes. The result?
One-of-a-kind creations.

Breaking ground on a new project is key, but planning before-hand is crucial. This means selecting products in different colors, shapes and sizes that will create the ideal outdoor living space to fit your lifestyle and vision. Let AquaBlu Mosaics help get you there.



Official Distributor

800-971-1442 | orders@aquablumosaics.com
www.AquaBluMosaics.com

