

# SWELL STRING SINGLE

## DESCRIPTION

Elegant and infinitely flexible, Swell String Single is a modular LED lighting system designed to seamlessly blend the line between indoor and outdoor lighting. Swell String Single allows infinite customization, pick your own collection to create a dramatic and personal grouping to fit any environment. Swell String Single can be suspended both vertically and horizontally in configurations of up to (34) lamps from a single power source to perfectly complement residential, commercial, lounge and hospitality settings alike.

## FIXTURE TYPE

Pendant

## LIGHT SOURCE

E26-3000K PAR LED bulb

## PRODUCT CODES

Swell String Single Narrow (White/Brass):	SWEL STR SNG NRW WHT/BRA
Swell String Single Narrow (Black/Brass):	SWEL STR SNG NRW BLK/BRA
Swell String Single Narrow (Brass/Brass):	SWEL STR SNG NRW BRA/BRA
Swell String Single Medium (White/Brass):	SWEL STR SNG MED WHT/BRA
Swell String Single Medium (Black/Brass):	SWEL STR SNG MED BLK/BRA
Swell String Single Medium (Brass/Brass):	SWEL STR SNG NRW BRA/BRA
Swell String Single Wide (White/Brass):	SWEL STR SNG WID WHT/BRA
Swell String Single Wide (Black/Brass):	SWEL STR SNG WID BLK/BRA
Swell String Single Wide (Brass/Brass):	SWEL STR SNG NRW BRA/BRA
Swell Power Feed and Canopy (White):	SWEL ACC KIT WHT
Swell Power Feed and Canopy (Black):	SWEL ACC KIT BLK
Swell 12" Extension Cord (White):	SWEL STR ACC EXT 12 WHT
Swell 12" Extension Cord (Black):	SWEL STR ACC EXT 12 BLK
Swell Horizontal Mounting Kit:	SWEL HRZ MOUNT

## LIGHT CONTROL

Hard-wired

ELV dimmer recommended

## FEATURES

Fully dimmable

For indoor and outdoor use

Damp rated

Interchangeable shades

Interconnectable sockets

## SPECIFICATIONS

Voltage: 120V 60Hz

Power consumption: 11W

Color temperature: 3000K

Luminosity: 800 Lumens

Luminaire efficacy: 73 Lumens/Watt

Color Rendition Index: 82 CRI

40K hour lifespan

(1x) 10' (305cm) vertical mounting kit cable included

30' (915cm) horizontal mounting kit cable sold separately

8' (244cm) power feed cord and canopy sold separately

Horizontal mounting kit supports 12 lamps MAX

MAX interconnected 14.5W lamps: 34

Title 20 compliant

Dark Sky compliant

1 year warranty

## CERTIFICATIONS



## PACKAGING WEIGHT AND DIMENSIONS

Swell String Single: 5.25LBS 15.5" X 16" X 14.5"  
2.4KGS 39cm X 41cm X 37cm

## NOTES

Title 24 compliant model available upon request

Custom requests can be considered on volume orders



## FINISHES



WHITE/  
BRASS



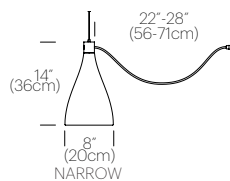
BLACK/  
BRASS



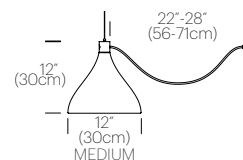
BRASS/  
BRASS

## DIMENSIONS

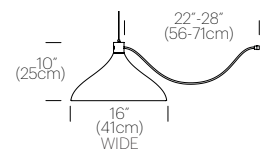
SWELL STRING SINGLE NARROW



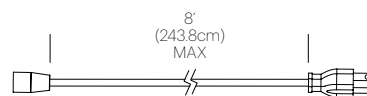
SWELL STRING SINGLE MEDIUM



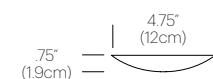
SWELL STRING SINGLE WIDE



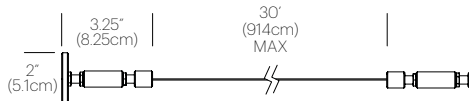
POWER FEED CORD



CANOPY



HORIZONTAL MOUNTING KIT



12" EXTENSION CORD



**Pablo**