

SERVING THE FOOD INDUSTRY SINCE 1951


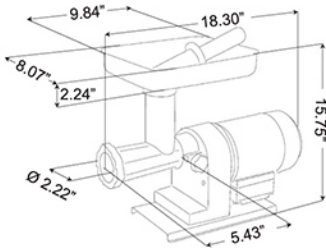


ELITE GRINDERS

RESIDENTIAL ELITE SERIES



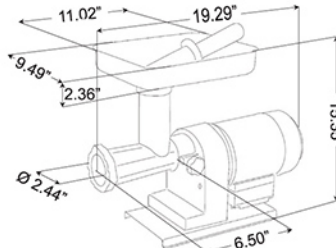
11029 / MG-IT-0008



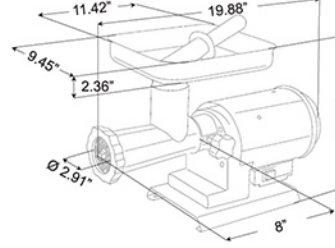
COMMERCIAL ELITE SERIES



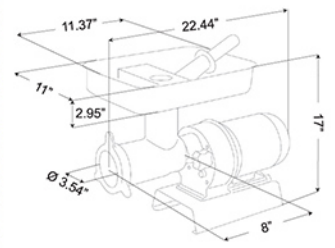
41419 / MG-IT-0012



41421 / MG-IT-0022



11013 / MG-IT-0032



TECHNICAL SPECIFICATION	# 8 LIGHT-DUTY	# 12 MODERATE-DUTY	# 22 MODERATE-DUTY	# 32 HEAVY-DUTY
ITEM NUMBER	11029	41419	41421	11013
MODEL	MG-IT-0008	MG-IT-0012	MG-IT-0022	MG-IT-0032
HP	0.45 HP	0.6 HP	1.25 HP	1.5 HP
MOTOR SIZE	370 Watts	440 Watts	920 Watts	1100 Watts
RPM	150	100	100	110
THROAT OPENING	2" approx	2" approx	2" approx	2" approx
ELECTRICAL	110V/60/1	110V/60/1	110V/60/1	110V/60/1
WEIGHT	25 lbs.	27 lbs.	40 lbs.	77 lbs.
PACKAGING WEIGHT	27 lbs.	29 lbs.	42 lbs.	80 lbs.
DIMENSION (DWH)	18.30" x 8.07" x 15.75"	19.29" x 9.49" x 15.35"	19.88" x 9.45" x 15.75"	22.44" x 11" x 17"
PACKAGING DIMENSION	26" x 20" x 20"	26" x 20" x 20"	26" x 20" x 20"	30" x 20" x 24"