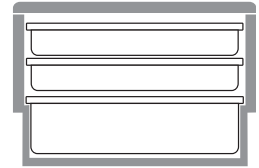




CAM GOBOX® CAPACITY GUIDE



All Cam GoBox carriers are designed with enough room to hold GN 1/2 and 1/1 pans along with Camwarmers® or Camchillers®, if desired.

Top Loaders



FOOD PAN DEPTH	EPP160 GN 1/1	TOTAL CAPACITY	EPP180 GN 1/1	TOTAL CAPACITY	EPP180S GN 1/1	TOTAL CAPACITY
2½"	3	26.9 qt.*	4	35.9 qt.*	2 + two 4"	31.7 qt.*
4"	1 + one 2½"	22.7	2	27.5	2	27.5
6"	1	20.6	1 + one 2½"	29.6	1 + one 2½"	26.6
8"	—	—	1 + one 2½"	36.6*	1	26.9

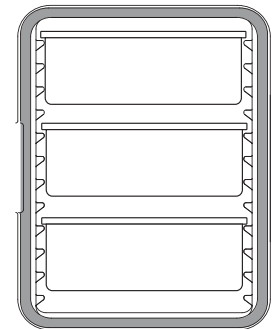
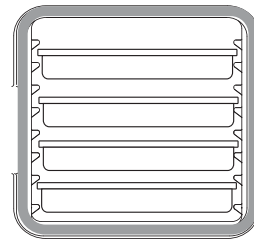
*Indicates use without temperature maintenance tools.



FOOD PAN DEPTH	EPP260 GN 1/2	TOTAL CAPACITY	EPP280 GN 1/2	TOTAL CAPACITY
2½"	3	13.5 qt.*	4	18 qt.*
4"	2	13.7*	2 + one 2½"	18.2*
6"	1	10.3	1 + one 2½"	14.8
8"	—	—	1	13.5

*Indicates use without temperature maintenance tools.

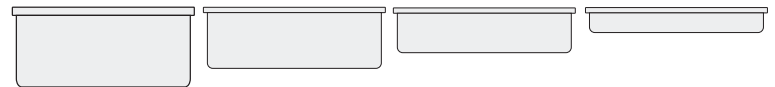
Front Loaders



FOOD PAN DEPTH	EPP300 GN 1/1	TOTAL CAPACITY	EPP400 GN 1/1	TOTAL CAPACITY
2½"	4	35.9 qt.	6	35.9 qt.*
4"	3	41.2*	4	54.9*
6"	1 + two 2½"	38.6	3	61.8*
8"	1 + one 2½"	35.9	2	35.9



Food Pan Capacity Guide



GN 1/1 FOOD PAN DEPTH	8"	6"	4"	2½"
SERVING CAPACITY PER PAN	26.9 qt.	20.6 qt.	13.7 qt.	9 qt.