




# Refrigerated Cold Pans

- RCP-100    RCP-200    RCP-300
- RCP-400    RCP-500    RCP-600



Model RCP-300

## DESCRIPTION

Wells Refrigerated Drop-In Cold Pans hold pre-chilled food products at cold, fresh and safe serving temperatures. All models are completely self-contained in one to six-pan models with individual thermostatic controls, are CFC free and include an 8 ft. 120V cord and plug.

## SPECIFICATIONS

**Exterior** – One-piece top flange and covered-corner interiors constructed of 18 gauge stainless steel. Exterior body constructed of heavy gauge, corrosion resistant steel. Condensing unit mounted on corrosion resistant frame below the cold pan.

**Interior** – CFC free foamed-in-place insulation through-out, 1” drain located in the center for easy cleaning, and recessed ledge for pan support.

**Refrigeration** – Type 134A or 404A CFC free refrigerant system featuring wrapped coil construction on both sides and bottom, individual thermostats, on/off switch, 8 ft. cord and plug set NEMA 5-15P. Refrigeration system features sight glass, easy service valves, dryer/filter and receiver. Condensing unit may be easily removed for service.

## STANDARD FEATURES

- Self contained drop-in design
- Hold standard 12” by 20” food pans and fractional sized pans
- Meets NSF Standard 2
- Stainless steel top and liner for maximum strength and durability
- 1” drains for ease of cleaning
- On-off switch with 8 ft. cord & plug for ease of installation and operation
- Type 134A or 404A CFC free refrigerant
- Fully insulated, CFC free, foamed-in place insulation keeps food cold while saving energy
- Recessed ledge for pan support and colder, fresher products
- Quick & easy service with sight glass, service valves, filter/dryer and receiver
- Limited 1 year parts and labor warranty

## OPTIONS & ACCESSORIES

- 5-year compressor warranty
- Perforated bottom strainer plate
- Adaptor bars for fractional sized pans
- Remote on/off switch
- 220/230/240V
- 50 cycle
- Remote models (Includes compressor and condensing units and up to 20’ leads)
- Remote models without compressors or condensing units
- Special condenser orientation and/or compressor rack position
- 2nd year parts & labor warranty

## CERTIFICATIONS



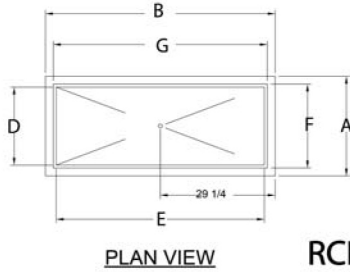


Over 90 Years Of Quality Foodservice Products And Service

# Refrigerated Cold Pans

- ❑ RCP-100 ❑ RCP-200 ❑ RCP-300
- ❑ RCP-400 ❑ RCP-500 ❑ RCP-600

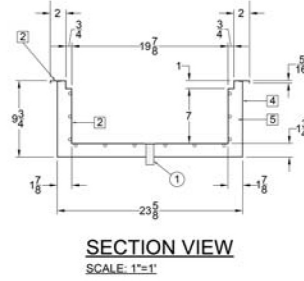
INCHES  
MM



PLAN VIEW

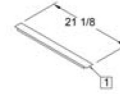
RCP-400 Shown

COUNTER CUTOUT:  
57" X 23 7/8"

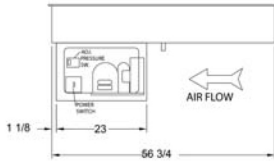


SECTION VIEW  
SCALE: 1"=1"

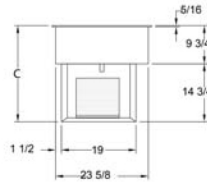
**NOTE:**  
Specifications are subject to change without notice and are not intended for installation purposes. See installation instructions prior to installing the unit.



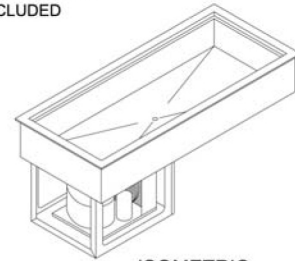
ADAPTER BAR  
(3) INCLUDED



FRONT VIEW  
OPERATOR SIDE



SIDE VIEW



ISOMETRIC

## SPECIFICATIONS

Model Number	OVERALL DIMENSIONS			INTERIOR DIMENSIONS		CUT OUT DIMENSIONS	
	A Front to Back Inches (MM)	B Left to Right Inches (MM)	C Height Inches (MM)	D Front to Back Inches (MM)	E Left to Right Inches (MM)	F Front to Back Inches (MM)	G Left to Right Inches (MM)
RCP-100	25-3/8 (645)	17-3/8 (441)	24.5 (622)	19-7/8 (505)	11-7/8 (301)	23-7/8 (606)	15-7/8 (403)
RCP-200	25-3/8 (645)	31 (787)	24.5 (622)	19-7/8 (505)	25-1/2 (648)	23-7/8 (606)	29-1/2 (749)
RCP-300	25-3/8 (645)	44-3/4 (1137)	24.5 (622)	19-7/8 (505)	39-1/4 (997)	23-7/8 (606)	43-1/4 (1099)
RCP-400	25-3/8 (645)	58-1/2 (1486)	24.5 (622)	19-7/8 (505)	53 (1346)	23-7/8 (606)	57 (1448)
RCP-500	25-3/8 (645)	72-1/4 (1847)	24.5 (622)	19-7/8 (505)	66-3/4 (1695)	23-7/8 (606)	70-3/4 (1797)
RCP-600	25-3/8 (645)	86 (2184)	24.5 (622)	19-7/8 (505)	80-1/2 (2045)	23-7/8 (606)	84-1/2 (2146)

## SHIPPING INFORMATION

Model Number	WEIGHTS		CARTON DIMENSIONS			CRATE SIZE	
	SHIPPING WEIGHT POUNDS (KG)	INSTALLED WEIGHT POUNDS (KG)	WIDTH Inches (MM)	DEPTH Inches (MM)	HEIGHT Inches (MM)	CUBIC FEET	CUBIC METERS
RCP-100	89 (40)	84 (38)	19 (482)	27 (686)	32 (813)	9.5	0.27
RCP-200	182 (83)	176 (80)	27 (686)	32 (813)	32 (813)	16.0	0.46
RCP-300	194 (88)	187 (85)	27 (686)	46 (1168)	32 (813)	23.0	0.65
RCP-400	258 (117)	250 (113)	27 (686)	60 (1524)	32 (813)	30.0	0.85
RCP-500	278 (126)	269 (122)	27 (686)	73 (1854)	32 (813)	36.5	1.04
RCP-600	290 (154)	280 (109)	27 (686)	87 (2210)	32 (813)	43.5	1.23

## POWER SUPPLY

Model Number	VOLTS	HP	AMPS	PHASE	POWER SUPPLY	Refrigerant
RCP-100	115	1/4	2.8	SINGLE	NEMA 5-15P	134A
RCP-200	115	1/4	2.8	SINGLE	NEMA 5-15P	134A
RCP-300	115	1/4	5.5	SINGLE	NEMA 5-15P	134A
RCP-400	115	1/3	6.5	SINGLE	NEMA 5-15P	404A
RCP-500	115	1/2	6.4	SINGLE	NEMA 5-15P	404A
RCP-600	115	1/2	6.4	SINGLE	NEMA 5-15P	404A



5-15P

Due to periodic changes in designs, methods, procedures, policies and regulations, the specifications contained in this sheet are subject to change without notice. While Wells exercises good faith efforts to provide information that is accurate, we are not responsible for errors or omissions in information provided or conclusions reached as a result of using the specifications. By using the information provided, the user assumes all risks in connection with such use.



**Wells Bloomfield** • 10 Sunnen Dr. St. Louis, MO 63143 U.S.A.  
Phone : (314) 678-6314 • Fax (314) 781-3636  
www.wellsbloomfield.com

**NOTE: Specifications are subject to change without notice and are not intended for installation purposes. See installation instructions prior to installing the unit.**