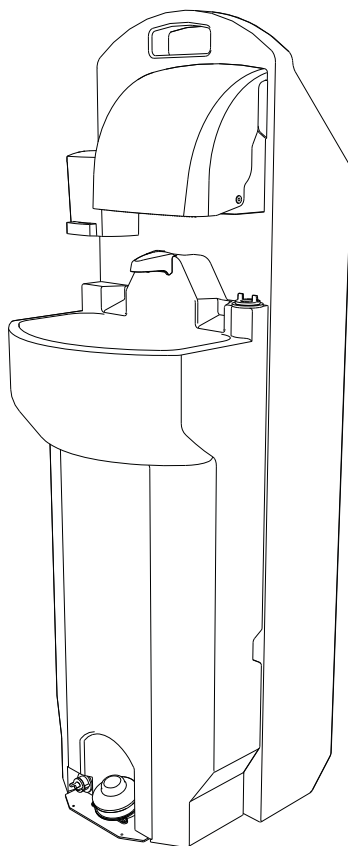


General Overview

The PSW1-2000 GrandStand™ sink is easily transportable with a built-in handle and rubber treaded wheels. Designed for use where convenient hand washing is desired or required, such as offices, classrooms, construction sites, festivals, food service locations, etc., to be used indoors or out. The compact design allows it to be used most anywhere. Ideal where space is limited. Shipped fully assembled.

Specifications

Height	62 in	157.5 cm
Width	18 in	45.5 cm
Depth	22 in	55.9 cm
Fresh Water Capacity	17 gal	64.4 L
Gray Water Capacity	19 gal	72 L
Pump Capacity (per stroke)	2 fl oz	59.14 ml
Soap Dispenser Capacity	30 fl oz	887 ml
Number of Single Dispenses	1088	1088
Paper Towel Capacity	1 Roll or 500 Single Fold (2 packs - Georgia Pacific 23504)	
Weight Empty	47 lb	21.3 kg
Weight Full	189 lb	85.7 kg

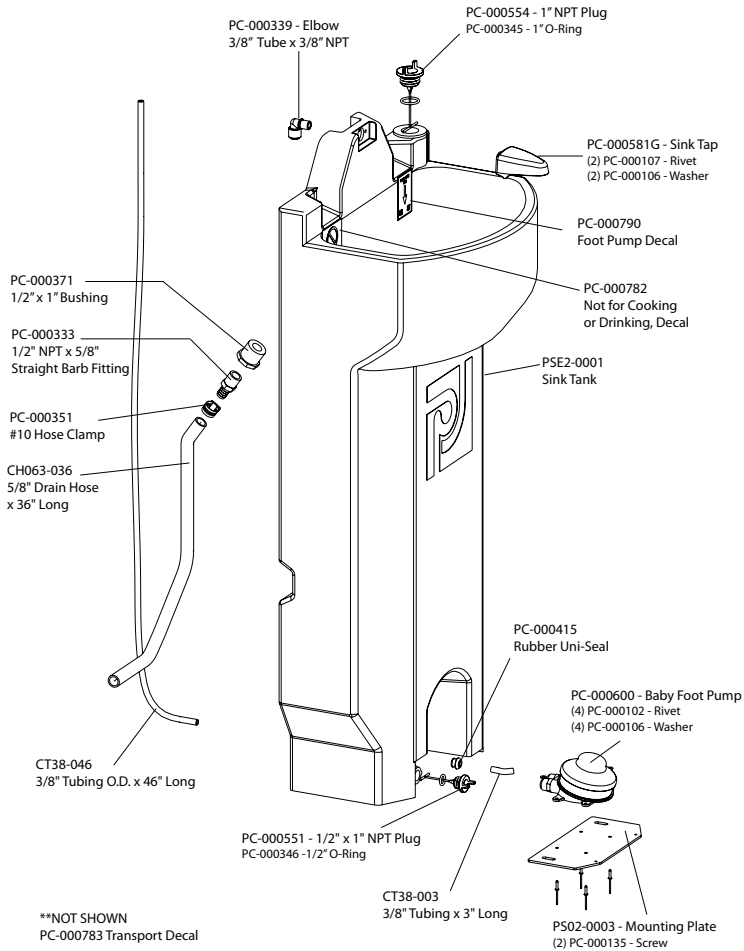


All materials, including resin, pigments and additives used to make the plastic components as well as the plumbing components that come in contact with the fresh water are U.S. FDA food grade compliant.

Sinks-N-More

2500 Gaspar Ave.
Whiting, IN 46394
Phone: 800-292-1305
Fax: 219-659-0625
www.sinksnmore.net

Parts Drawing - Exploded View



Important Decals

NOT FOR COOKING OR DRINKING, required by law in certain areas of the U.S. Other geographical areas require that the materials used to manufacture the sinks comply with the U.S. Federal Food and Drug Administration (FDA) guidelines 21 CFR 175.300 (resins), 177.1520 (olefin polymers) and 178.3297 (colorants for polymers). The materials also comply with the U.S. Public Health Service Drinking Water Standards, 42 CFR part 72 and U.S. Environmental Protection Agency Interim Primary Drinking Water Regulations 40 CFR part 141.

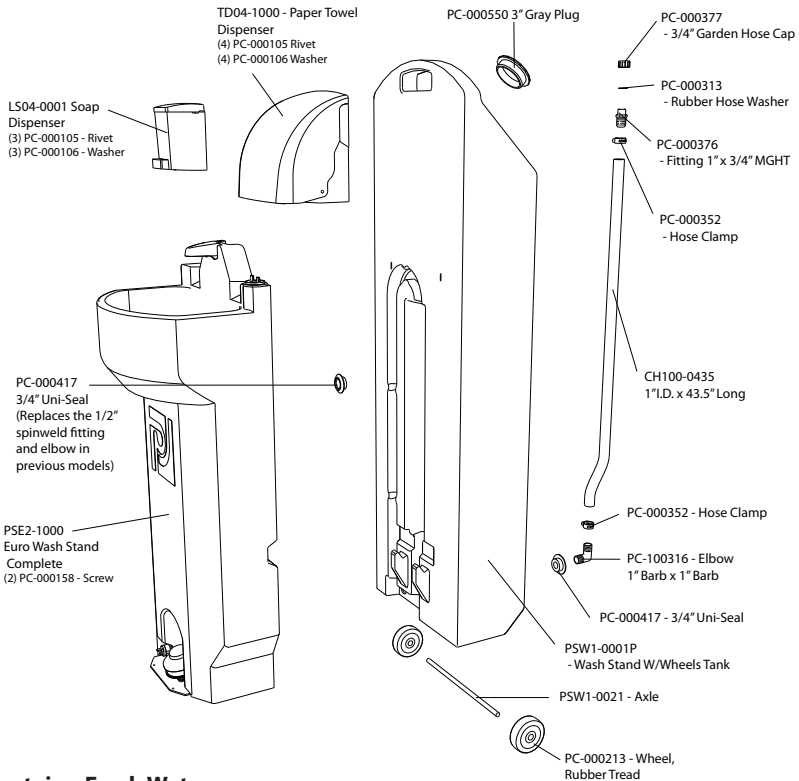
HANDS FREE SINK, instruction for user to use foot pump to operate the sink.

UNIT MUST BE DRAINED BEFORE TRANSPORTING, reminds service operator to fully drain both the fresh water and waste water tanks before transporting.

Filling with Fresh Water

Unscrew the 1" fill plug located at the top, right hand side of the wash basin. Insert a standard 1" garden or similar type hose and fill with a few gallons of fresh water to perform a system check. Depress the pump a few times to "prime" it (*the pump has a built-in check valve that will hold a prime between uses*). If needed, continue filling to the top (*which is the 17 gallon water level capacity*). Tighten the plug when finished.

Parts Drawing - Exploded View



Emptying Fresh Water

Drain the fresh water by unscrewing the 1/2" plug located at the bottom of the sink, to the left of the foot pump. Tighten the plug when finished.

Emptying Gray Water

Wheel the sink to a proper and approved drain location. Pull the hose out from the rib on the back of the holding tank, remove the hose cap and empty the gray water. Replace the cap when finished.

Paper Towel Dispenser

The dispenser is designed to accept single or multi fold, as well as roll towels. The recommended towels are the *Georgia Pacific #23504* - single fold or the *Baywest Ecosoft #46200* - roll towel. **NOTE: When using other towels, be sure the width does not exceed 9-1/2".**

Soap Dispenser

To fill the soap dispenser, open it by placing your hands on both sides of the dispenser and pressing up on the tabs at the rear of the lid. Fill with 30 fluid ounces of liquid soap and snap the lid back on. To remove the dispenser for transporting the unit, remove the lid, and locate the tab on the middle of the mounting plate at the rear of the dispenser. Push in on it, and slide the dispenser up, and off. Snap the lid back onto the dispenser.

IMPORTANT: Do not lie flat or transport your GrandStand before either removing or completely draining the soap dispenser to avoid accidental spillage of liquid soap as a slip/drop hazard may occur.

Winterizing

- Drain all water from the tanks.
- Depress the foot pump to clear lines.
- Flush tank with a solution of chlorine and water.

CLEANING AND MAINTENANCE

Use a mild soap to clean all surfaces and component parts.

Minor scratches and abrasions can be lightly sanded or scrubbed with a mild abrasive cleaner (*such as "Soft Scrub"*) that contains calcium carbonate, hypochlorate bleach and detergents. Be sure to follow the cleaning product directions since these ingredients may cause hazardous gases when mixed with other chemicals. Rinse the cleaned area and buff with a conventional wax.

Some light scratches may also be hidden by using an industrial hot air gun.

To keep the water fresh add a "Fresh Sink Tablet" (*chlorinated tablet*)(our part number CK01-0030) each time the sink is filled with water.

For a source of cleaning, deodorizing and paper products contact:

**SINKS-N-MORE
2500 GASPAR AVE.
WHITING, IN 46394-2175
800-292-1305
www.sinksnmore.net**

We highly recommend membership in the Portable Sanitation Association International (PSAI); the worldwide authority on portable sanitation services. The PSAI, "Portable Sanitation Industry Certification Program" manual contains a wealth of information on standards and service procedures. For more information contact the PSAI:

PORTABLE SANITATION ASSOCIATION INTERNATIONAL (PSAI)
7800 METRO PARKWAY, SUITE 104
BLOOMINGTON, MINNESOTA 55425 USA
800-822-3020 / 612-854-8300 FAX 612-854-7560
www.psai.org

MISSION STATEMENT

"Sinks-N-More is a family owned, state of the art, plastics manufacturing company dedicated to providing its employees with a work environment committed to excellence, and its customers with innovative products, services and technology that meet or exceed their requirements."

THANK YOU FOR PURCHASING SINKS-N-MORE PRODUCTS!

Look for us on the Web @ www.SinksNMore.net