



TABLES AND SINKS

SERVING THE FOOD INDUSTRY SINCE 1951

STAINLESS STEEL TABLES WITH SINKS WITH GALVANIZED UNDERSHELVES



Utilize your kitchen space with Omcan's Stainless Steel Tables with Sinks

Made from durable 18 Gauge 430 stainless steel material, these tables are ideal for kitchen preparation that can hold heavy equipment. Very easy to clean.

Products may not be exactly as shown.



Authorized Dealer

TABLES AND SINKS

30" x 60" x 34" STAINLESS STEEL TABLE WITH LEFT SINK



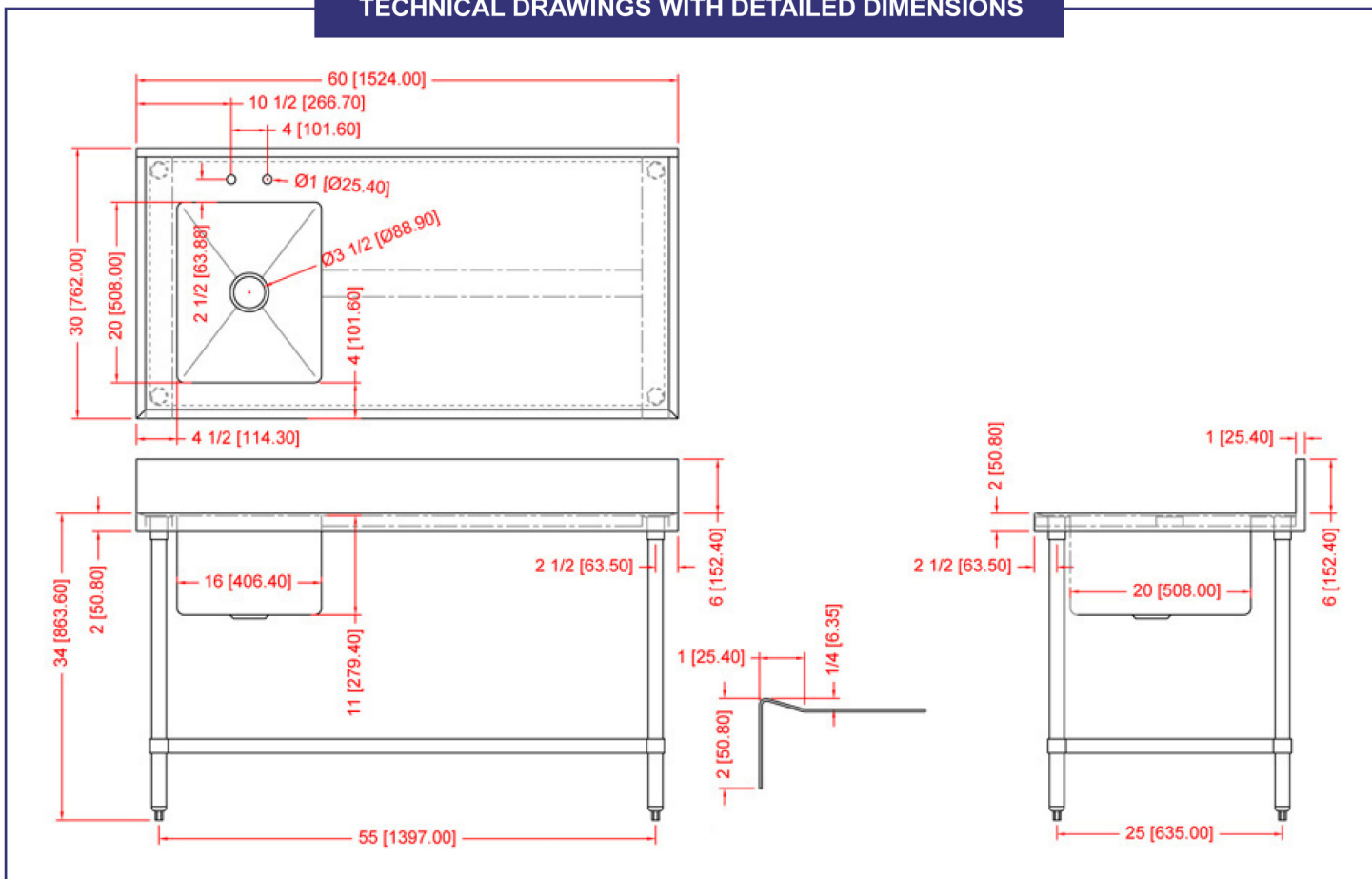
All Stainless Steel Table with Left Sink and 6" backsplash

- 18 Gauge. 430 Stainless steel top shelf with 6" backsplash
- 18 Gauge. 304 Stainless steel sink: 16" x 20" x 10" welded
- 18 Gauge galvanized undershelf and hat channel
- Galvanized leg and socket; plastic bullet feet

TECHNICAL SPECIFICATIONS

ITEM	43241
LOAD CAPACITY	1150 lbs.
UNDERSHELF CAPACITY	460 lbs.
OVER-ALL DIMENSIONS (DWH)	30" x 60" x 34" (40" H with backsplash)
SINK DIMENSIONS	16" x 20" x 10"
NET WEIGHT	66 lbs.

TECHNICAL DRAWINGS WITH DETAILED DIMENSIONS



Telephone: 416-740-2424
Email: help@nellaonline.com
Website: www.nellaonline.com

TABLES AND SINKS

30" x 60" x 34" STAINLESS STEEL TABLE WITH RIGHT SINK



NELLA



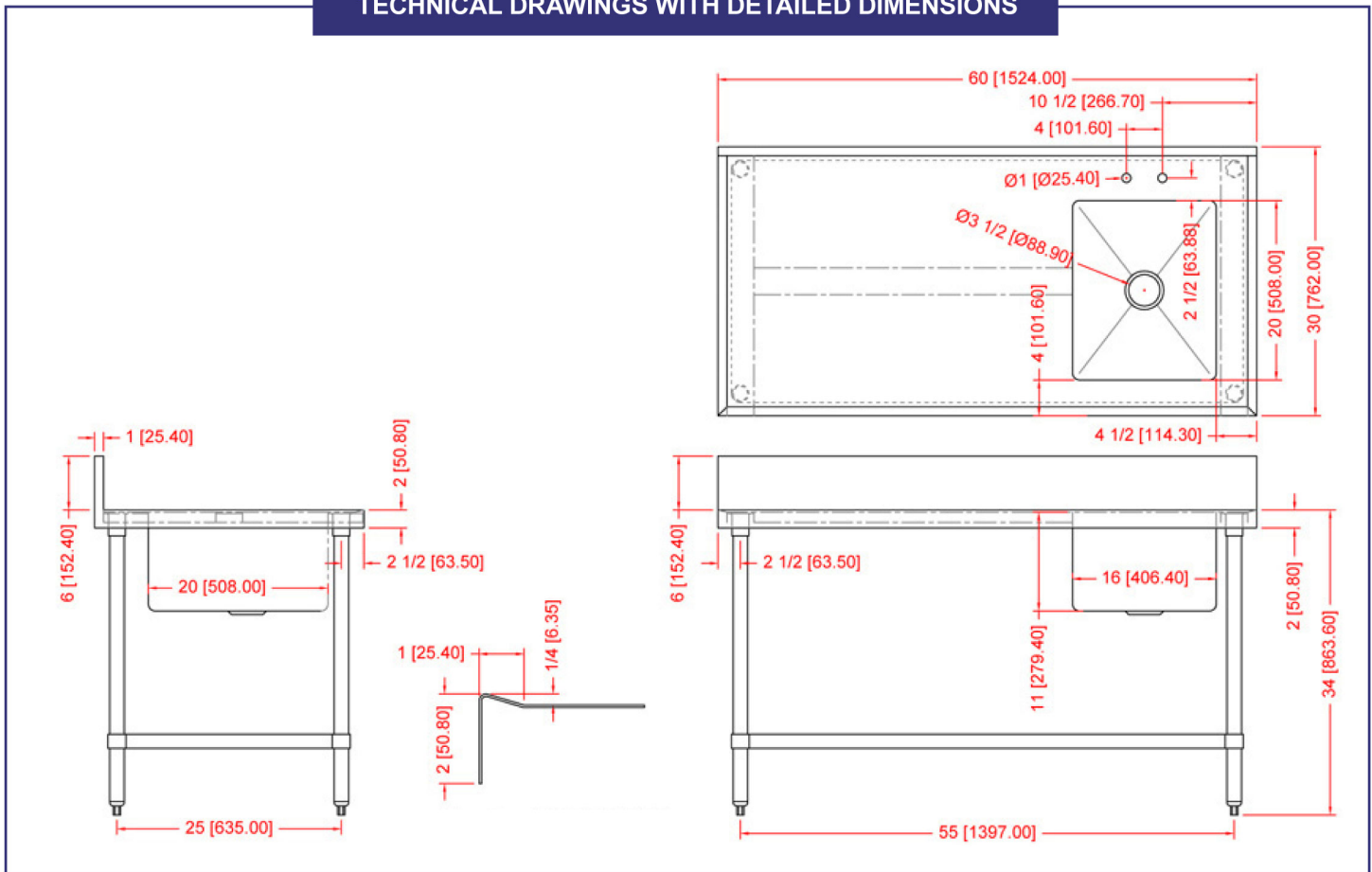
All Stainless Steel Table
with Right Sink and 6" backsplash

- 18 Gauge. 430 Stainless steel top shelf with 6" backsplash
- 18 Gauge. 304 Stainless steel sink: 16" x 20" x 10" welded
- 18 Gauge galvanized undershelf and hat channel
- Galvanized leg and socket; plastic bullet feet

TECHNICAL SPECIFICATIONS

ITEM	43242
LOAD CAPACITY	1150 lbs.
UNDERSHELF CAPACITY	460 lbs.
OVER-ALL DIMENSIONS (DWH)	30" x 60" x 34" (40" H with backsplash)
SINK DIMENSIONS	16" x 20" x 10"
NET WEIGHT	66 lbs.

TECHNICAL DRAWINGS WITH DETAILED DIMENSIONS



NELLA

Telephone: 416-740-2424
Email: help@nellaonline.com
Website: www.nellaonline.com

TABLES AND SINKS

30" x 72" x 34" STAINLESS STEEL TABLE WITH LEFT SINK



NELLA



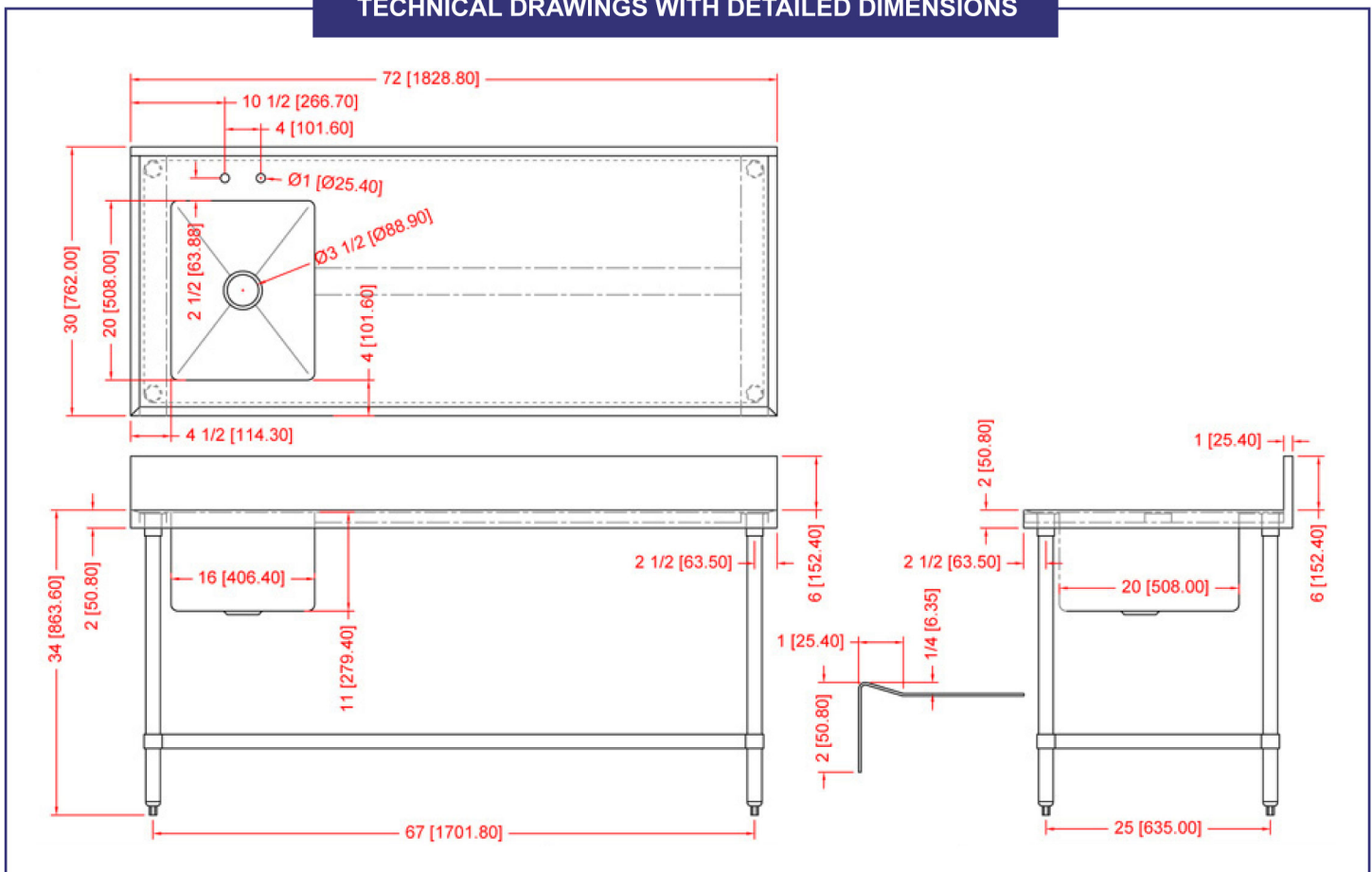
All Stainless Steel Table with Left Sink and 6" backsplash

- 18 Gauge. 430 Stainless steel top shelf with 6" backsplash
- 18 Gauge. 304 Stainless steel sink: 16" x 20" x 10" welded
- 18 Gauge galvanized undershelf and hat channel
- Galvanized leg and socket; plastic bullet feet

TECHNICAL SPECIFICATIONS

ITEM	43243
LOAD CAPACITY	1200 lbs.
UNDERSHELF CAPACITY	480 lbs.
OVER-ALL DIMENSIONS (DWH)	30" x 60" x 34" (40" H with backsplash)
SINK DIMENSIONS	16" x 20" x 10"
NET WEIGHT	76 lbs.

TECHNICAL DRAWINGS WITH DETAILED DIMENSIONS



NELLA

Telephone: 416-740-2424
 Email: help@nellaonline.com
 Website: www.nellaonline.com

TABLES AND SINKS

30" x 72" x 34" STAINLESS STEEL TABLE WITH RIGHT SINK



NELLA



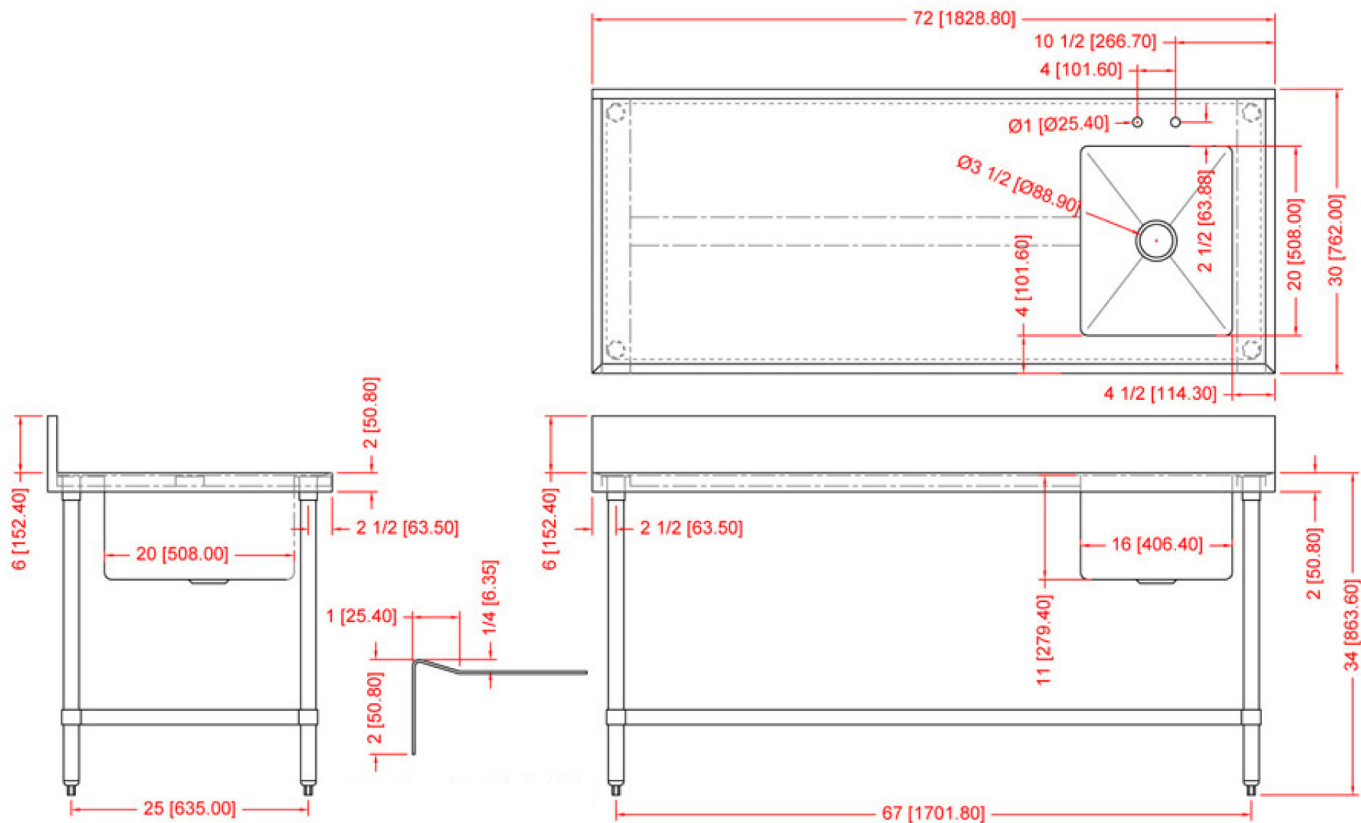
All Stainless Steel Table
with Right Sink and 6" backsplash

- 18 Gauge. 430 Stainless steel top shelf with 6" backsplash
- 18 Gauge. 304 Stainless steel sink: 16" x 20" x 10" welded
- 18 Gauge galvanized undershelf and hat channel
- Galvanized leg and socket; plastic bullet feet

TECHNICAL SPECIFICATIONS

ITEM	43244
LOAD CAPACITY	1200 lbs.
UNDERSHELF CAPACITY	480 lbs.
OVER-ALL DIMENSIONS (DWH)	30" x 60" x 34" (40" H with backsplash)
SINK DIMENSIONS	16" x 20" x 10"
NET WEIGHT	76 lbs.

TECHNICAL DRAWINGS WITH DETAILED DIMENSIONS



NELLA

Telephone: 416-740-2424
Email: help@nellaonline.com
Website: www.nellaonline.com