



# TABLES AND SINKS

SERVING THE FOOD INDUSTRY SINCE 1951

## ALL STAINLESS STEEL TABLES WITH SINKS



### *Utilize your kitchen space with Omcan's All Stainless Steel Tables with Sinks*

Made from durable 18 Gauge 430 stainless steel material, these tables are ideal for kitchen preparation that can hold heavy equipment. Very easy to clean.



Authorized Dealer

# TABLES AND SINKS

30" x 60" x 34" ALL STAINLESS STEEL TABLE WITH LEFT SINK



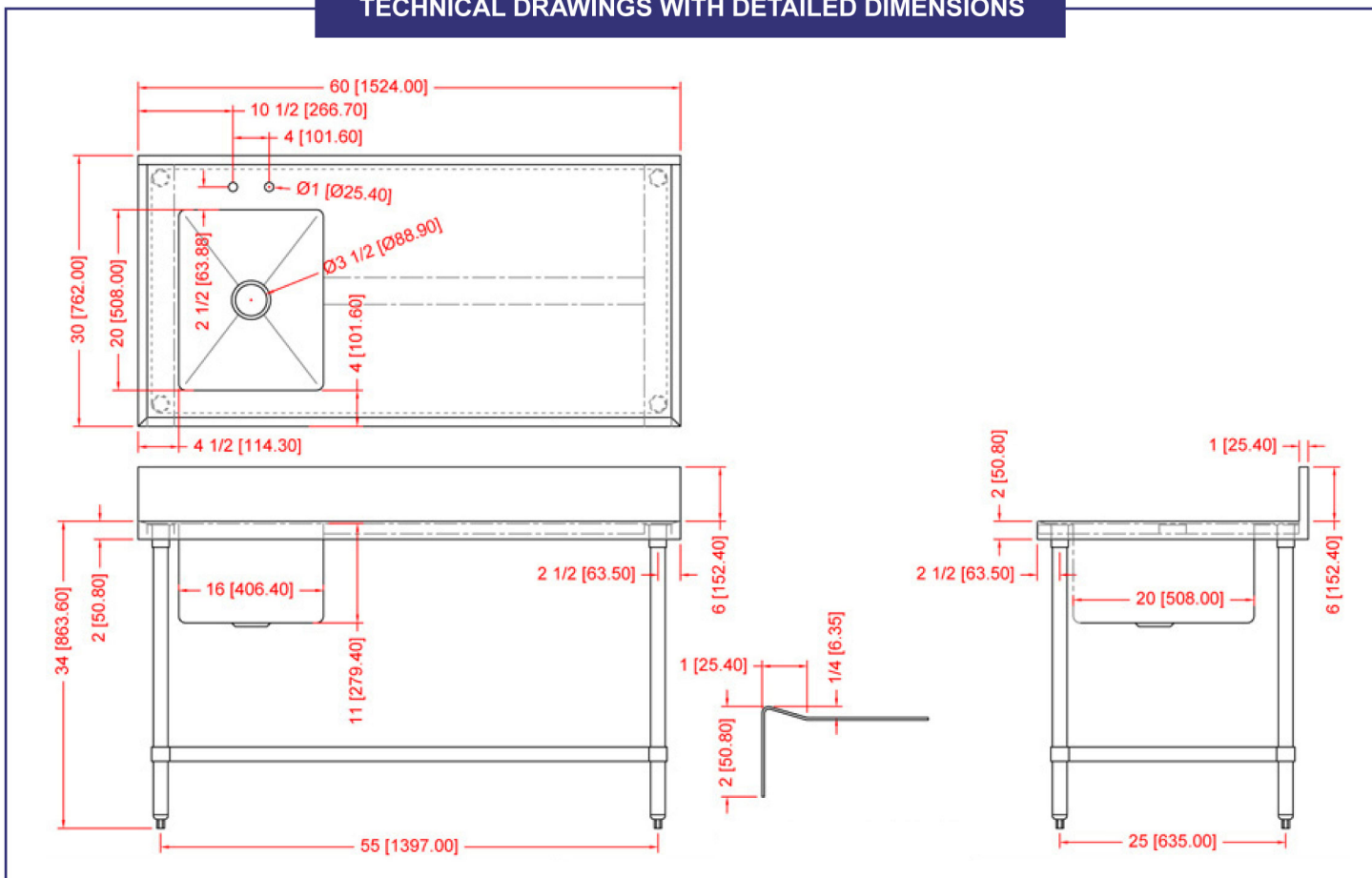
All Stainless Steel Table with Left Sink and 6" backsplash

- 18 Gauge. 430 Stainless steel top shelf with 6" backsplash
- 18 Gauge. 304 Stainless steel sink: 16" x 20" x 10" welded
- 18 Gauge. 430 Stainless steel undershelf and hat channel
- Stainless steel leg and socket; stainless steel bullet feet

## TECHNICAL SPECIFICATIONS

ITEM	<b>43231</b>
LOAD CAPACITY	1177 lbs.
UNDERSHELF CAPACITY	484 lbs.
OVER-ALL DIMENSIONS (DWH)	30" x 60" x 34" (40" H with backsplash)
SINK DIMENSIONS	16" x 20" x 10"
NET WEIGHT	67.3 lbs.

## TECHNICAL DRAWINGS WITH DETAILED DIMENSIONS



Telephone: 416-740-2424  
 Email: [help@nellaonline.com](mailto:help@nellaonline.com)  
 Website: [www.nellaonline.com](http://www.nellaonline.com)

# TABLES AND SINKS

30" x 60" x 34" ALL STAINLESS STEEL TABLE WITH RIGHT SINK



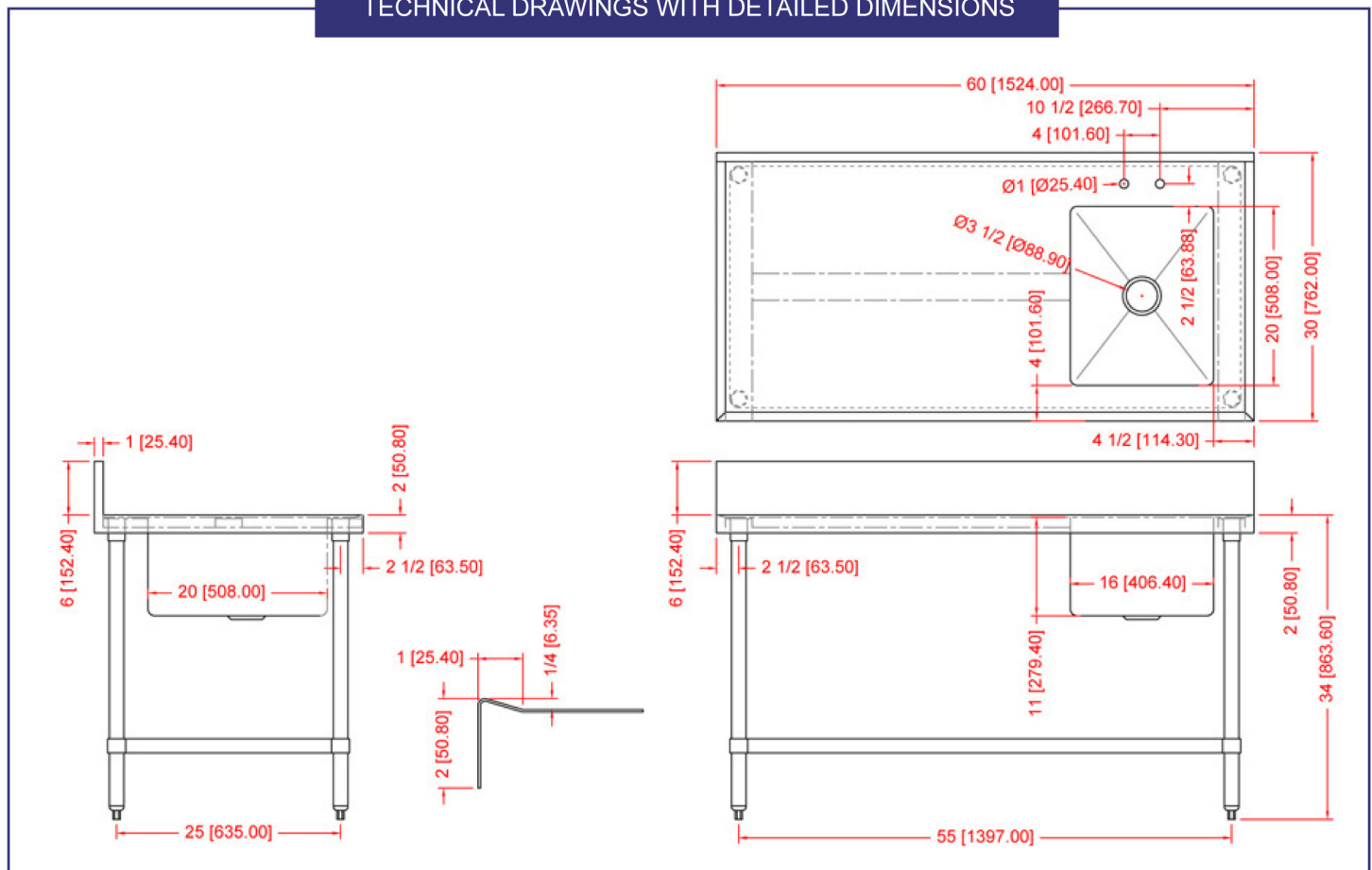
All Stainless Steel Table  
with Right Sink and 6" backsplash

- 18 Gauge. 430 Stainless steel top shelf with 6" backsplash
- 18 Gauge. 304 Stainless steel sink: 16" x 20" x 10" welded
- 18 Gauge. 430 Stainless steel undershelf and hat channel
- Stainless steel leg and socket; stainless steel bullet feet

## TECHNICAL SPECIFICATIONS

ITEM	<b>43238</b>
LOAD CAPACITY	1177 lbs.
UNDERSHELF CAPACITY	484 lbs.
OVER-ALL DIMENSIONS (DWH)	30" x 60" x 34" (40" H with backsplash)
SINK DIMENSIONS	16" x 20" x 10"
NET WEIGHT	67.3 lbs.

## TECHNICAL DRAWINGS WITH DETAILED DIMENSIONS



Telephone: 416-740-2424  
 Email: [help@nellaonline.com](mailto:help@nellaonline.com)  
 Website: [www.nellaonline.com](http://www.nellaonline.com)

# TABLES AND SINKS

30" x 72" x 34" ALL STAINLESS STEEL TABLE WITH LEFT SINK



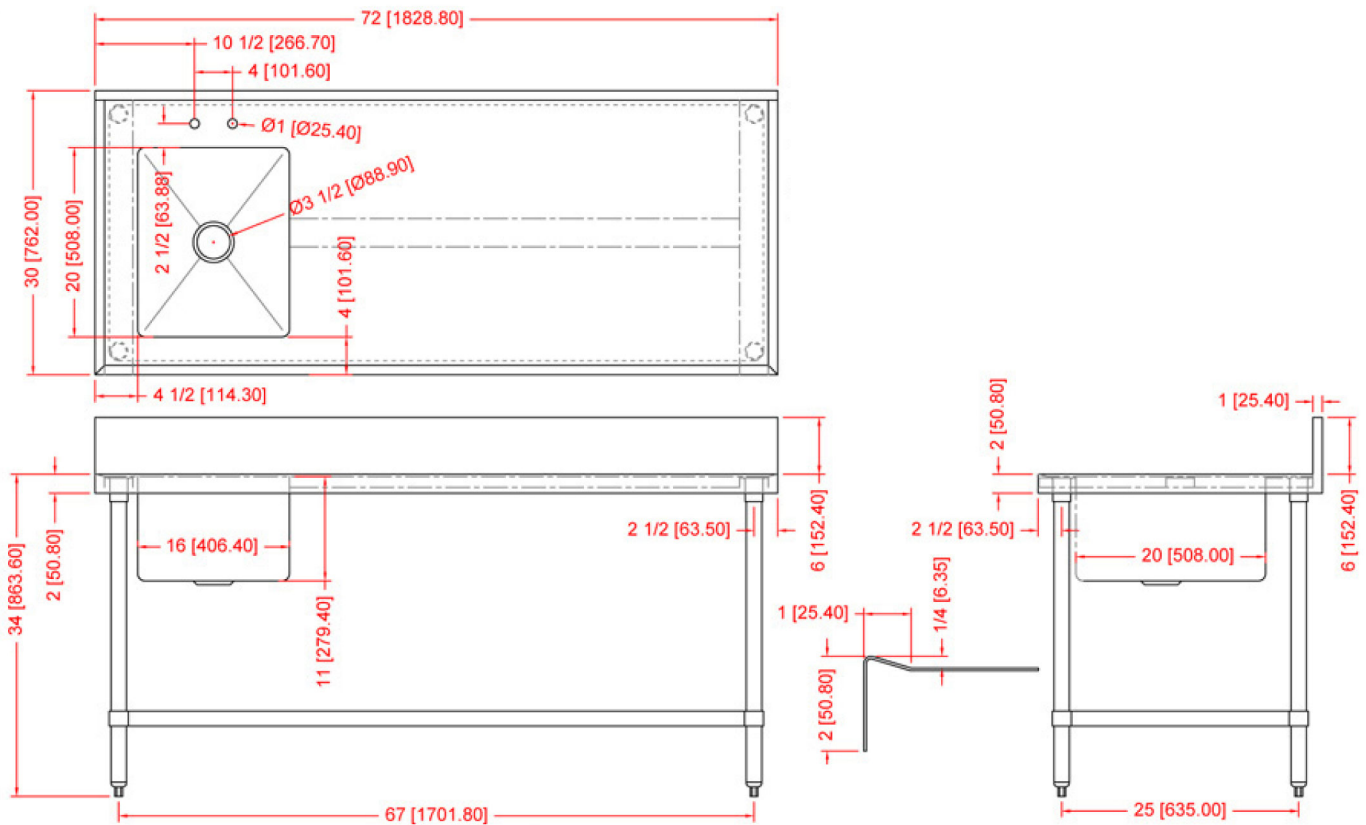
All Stainless Steel Table with Left Sink and 6" backplash

- 18 Gauge. 430 Stainless steel top shelf with 6" backplash
- 18 Gauge. 304 Stainless steel sink: 16" x 20" x 10" welded
- 18 Gauge. 430 Stainless steel undershelf and hat channel
- Stainless steel leg and socket; stainless steel bullet feet

## TECHNICAL SPECIFICATIONS

ITEM	<b>43239</b>
LOAD CAPACITY	1221 lbs.
UNDERSHELF CAPACITY	506 lbs.
OVER-ALL DIMENSIONS (DWH)	30" x 72" x 34" (40" H with backplash)
SINK DIMENSIONS	16" x 20" x 10"
NET WEIGHT	77.7 lbs.

## TECHNICAL DRAWINGS WITH DETAILED DIMENSIONS



Telephone: 416-740-2424  
 Email: [help@nellaonline.com](mailto:help@nellaonline.com)  
 Website: [www.nellaonline.com](http://www.nellaonline.com)

# TABLES AND SINKS

30" x 72" x 34" ALL STAINLESS STEEL TABLE WITH RIGHT SINK



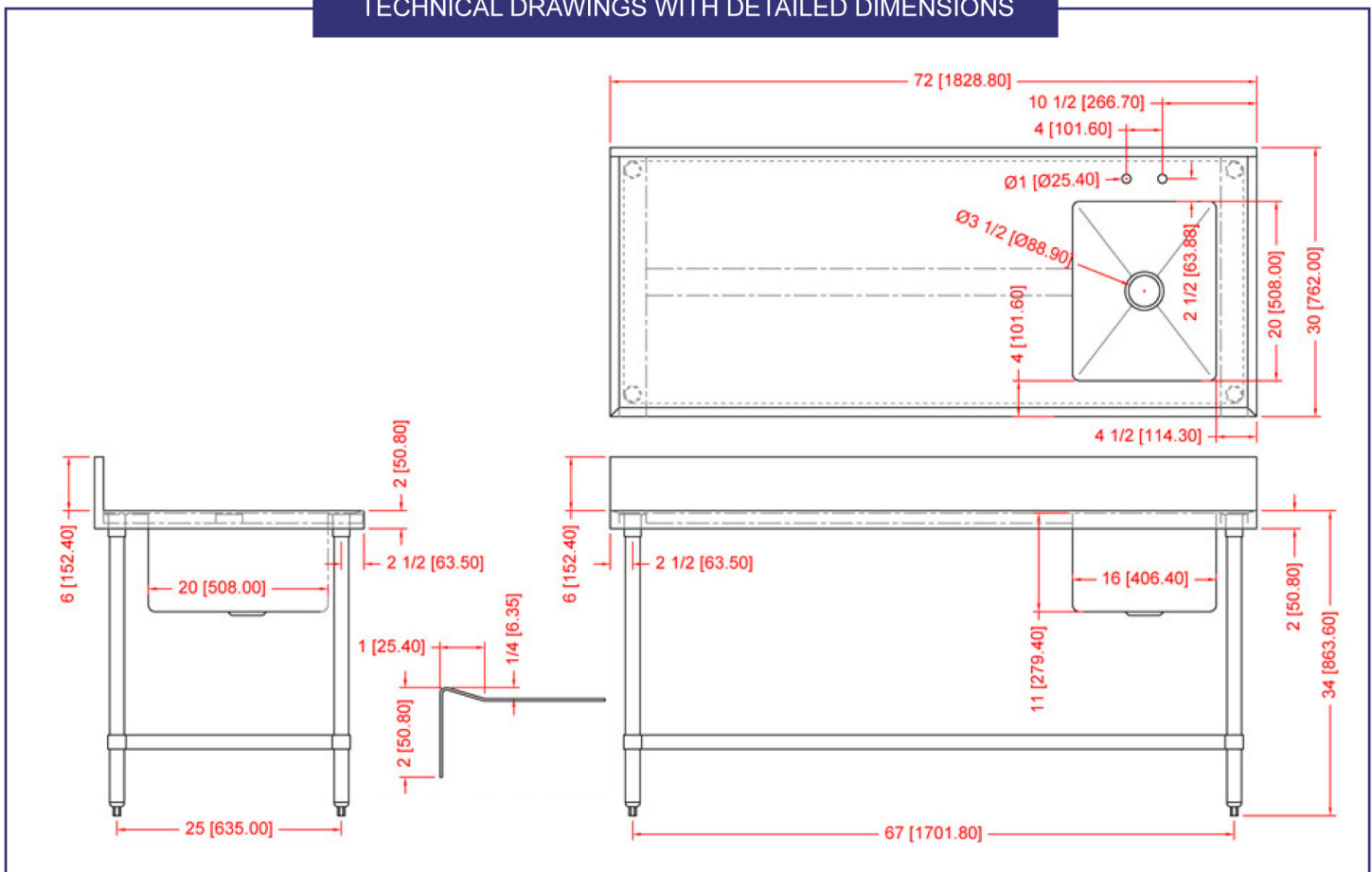
All Stainless Steel Table  
with Right Sink and 6" backsplash

- 18 Gauge. 430 Stainless steel top shelf with 6" backsplash
- 18 Gauge. 304 Stainless steel sink: 16" x 20" x 10" welded
- 18 Gauge. 430 Stainless steel undershelf and hat channel
- Stainless steel leg and socket; stainless steel bullet feet

## TECHNICAL SPECIFICATIONS

ITEM	<b>43240</b>
LOAD CAPACITY	1221 lbs.
UNDERSHELF CAPACITY	506 lbs.
OVER-ALL DIMENSIONS (DWH)	30" x 72" x 34" (40" H with backsplash)
SINK DIMENSIONS	16" x 20" x 10"
NET WEIGHT	77.7 lbs.

## TECHNICAL DRAWINGS WITH DETAILED DIMENSIONS



Telephone: 416-740-2424  
Email: [help@nellaonline.com](mailto:help@nellaonline.com)  
Website: [www.nellaonline.com](http://www.nellaonline.com)