



We put space to work.

Item # _____

Job _____

PrepMate™ MultiStation

- **Multi-Functional:** Perform a multitude of tasks in a space saving foot print with a patent pending multi-level work surface design that will make your tasks execute faster and more efficiently than traditional methods.
- **Multi-Level:** The PrepMate™ Multi-Rail maximizes your workspace by holding work surfaces above your containers, creating a dynamic system for preparation that will increase your productivity by up to 20%*
- **Multi-Height:** Every PrepMate™ MultiStation is capable of 5 work surface heights (35¹/₈" – 39¹/₈") allowing the work station to be set-up for multiple employee heights and tasks.
- **Mobile:** When space is at a premium, mobility allows for tasks to be done in multiple locations and can save time and labor transporting product.
- **Stable:** Four Total Lock casters provide a stable work surface by locking both the caster wheel and the hub for maximum stability.
- **Flexible:** The PrepMate™ Multi-Rail holds standard 18" Cutting Boards** and Food Pans allowing for fast set-up, execution, clean-up, and change-over.
- **Task Specific:** Configurable to a multitude of tasks with labor & space saving accessories.
- **Easy to Clean:** Wipe down and able to be taken apart without tools for sanitation.
- **Construction:** Based on Metro Super Erecta® commercial grade shelving systems with 1" shelf adjustability, 800lb shelf load capacity, and unlimited configurations.
- **Space Saving Design:** PrepMate is available in 18"x24", 18"x30", 18"x36", & 18"x48" sizes to fit in the most space constrained environments.
- **Application Based:** Choose from one of seven pre-configured models based on the needs of your application. Construction options include:
 - Solid Stainless Steel Shelves
 - Solid Galvanized Steel Shelves
 - Super Erecta Pro® Hybrid Removable Mat Shelves
 - MetroSeal® 3 Epoxy Coated Wire Shelves
 - Brite® Zinc Wire Shelves

* Testing completed by Pennsylvania State University Center for Food Innovation.

** Cutting Boards up to 18¹/₁₆" wide



36" PrepMate with
Optional Accessories



Patent Pending



36" PrepMate
Shown with Flat Galvanized
Top Shelf and Wire Bottom Shelf.

All Metro Catalog Sheets are available on our website: www.metro.com



InterMetro Industries Corporation
North Washington Street, Wilkes-Barre, PA 18705
Product Information. U.S. and Canada: 1.800.992.1776
Outside U.S. and Canada: www.metro.com/contactus

L02-213
Printed in U.S.A. 5/18

Information and specifications are subject to change without notice. Please confirm at time of order.

Copyright © 2017 InterMetro Industries Corp.



PrepMate™ MultiStation

17.50

Specifications

- **Multi-Rail Construction:** 16ga, Type 304 Stainless Steel, Removable without the use of tools, Glass Filled Nylon End Caps
- **Shelving Sizes:** 18"x24", 18"x30", 18"x36", 18"x48"
- **Height Adjustment:** 35¹/₈–39¹/₈ in 1" increments
- **Caster Construction:** 5" Diameter Polyurethane Wheel, 3/8" Threaded Stem, Polyester Horn, Total Lock, NSF
- **Load Rating:** Multi-Rails: 800lbs per set*; Shelving: 800lbs each; Casters: 220lbs each; Static System: 800lbs

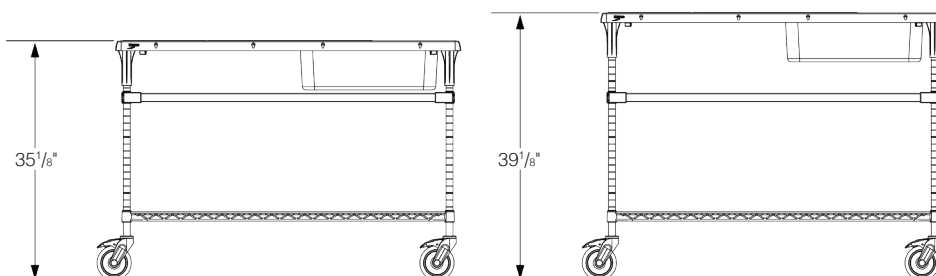
* Multi-Rails are capable of holding 800lbs evenly distributed on an 18"x24" work surface of sufficient strength centered in the unit.



36" PrepMate
shown with Solid
Stainless Steel Shelves.

Preconfigured Model Numbers

Part #	Width/Length	Shelf Size	Top Shelf	Bottom Shelf	Posts
MS1824-FGFG	19.4"x26" (493mm x 660mm)	18"x24" (457mm x 610mm)	Solid Galvanized	Solid Galvanized	Chrome Plated
MS1824-FGBR	19.4"x26" (493mm x 660mm)	18"x24" (457mm x 610mm)	Solid Galvanized	Brite Zinc Wire	Chrome Plated
MS1824-FSFS	19.4"x26" (493mm x 660mm)	18"x24" (457mm x 610mm)	Solid Stainless Steel	Solid Stainless Steel	Stainless Steel
MS1824-FSNK	19.4"x26" (493mm x 660mm)	18"x24" (457mm x 610mm)	Solid Stainless Steel	MetroSeal 3 Epoxy Wire	MetroSeal 3 Epoxy
MS1824-BRBR	19.4"x26" (493mm x 660mm)	18"x24" (457mm x 610mm)	Brite Zinc Wire	Brite Zinc Wire	Chrome Plated
MS1824-PRPR	19.4"x26" (493mm x 660mm)	18"x24" (457mm x 610mm)	SuperErecta Pro Hybrid Mat	SuperErecta Pro Hybrid Mat	MetroSeal 3 Epoxy
MS1824-FSPR	19.4"x26" (493mm x 660mm)	18"x24" (457mm x 610mm)	Solid Stainless Steel	SuperErecta Pro Hybrid Mat	MetroSeal 3 Epoxy
MS1824-NKNK	19.4"x26" (493mm x 660mm)	18"x24" (457mm x 610mm)	MetroSeal 3 Epoxy Wire	MetroSeal 3 Epoxy Wire	MetroSeal 3 Epoxy
MS1830-FGFG	19.4"x32" (493mm x 812mm)	18"x30" (457mm x 762mm)	Solid Galvanized	Solid Galvanized	Chrome Plated
MS1830-FGBR	19.4"x32" (493mm x 812mm)	18"x30" (457mm x 762mm)	Solid Galvanized	Brite Zinc Wire	Chrome Plated
MS1830-FSFS	19.4"x32" (493mm x 812mm)	18"x30" (457mm x 762mm)	Solid Stainless Steel	Solid Stainless Steel	Stainless Steel
MS1830-FSNK	19.4"x32" (493mm x 812mm)	18"x30" (457mm x 762mm)	Solid Stainless Steel	MetroSeal 3 Epoxy Wire	MetroSeal 3 Epoxy
MS1830-BRBR	19.4"x32" (493mm x 812mm)	18"x30" (457mm x 762mm)	Brite Zinc Wire	Brite Zinc Wire	Chrome Plated
MS1830-PRPR	19.4"x32" (493mm x 812mm)	18"x30" (457mm x 762mm)	SuperErecta Pro Hybrid Mat	SuperErecta Pro Hybrid Mat	MetroSeal 3 Epoxy
MS1830-FSPR	19.4"x32" (493mm x 812mm)	18"x30" (457mm x 762mm)	Solid Stainless Steel	SuperErecta Pro Hybrid Mat	MetroSeal 3 Epoxy
MS1830-NKNK	19.4"x32" (493mm x 812mm)	18"x30" (457mm x 762mm)	MetroSeal 3 Epoxy Wire	MetroSeal 3 Epoxy Wire	MetroSeal 3 Epoxy
MS1836-FGFG	19.4"x38" (493mm x 914mm)	18"x36" (457mm x 914mm)	Solid Galvanized	Solid Galvanized	Chrome Plated
MS1836-FGBR	19.4"x38" (493mm x 914mm)	18"x36" (457mm x 914mm)	Solid Galvanized	Brite Zinc Wire	Chrome Plated
MS1836-FSFS	19.4"x38" (493mm x 914mm)	18"x36" (457mm x 914mm)	Solid Stainless Steel	Solid Stainless Steel	Stainless Steel
MS1836-FSNK	19.4"x38" (493mm x 914mm)	18"x36" (457mm x 914mm)	Solid Stainless Steel	MetroSeal 3 Epoxy Wire	MetroSeal 3 Epoxy
MS1836-BRBR	19.4"x38" (493mm x 914mm)	18"x36" (457mm x 914mm)	Brite Zinc Wire	Brite Zinc Wire	Chrome Plated
MS1836-PRPR	19.4"x38" (493mm x 914mm)	18"x36" (457mm x 914mm)	SuperErecta Pro Hybrid Mat	SuperErecta Pro Hybrid Mat	MetroSeal 3 Epoxy
MS1836-FSPR	19.4"x38" (493mm x 914mm)	18"x36" (457mm x 914mm)	Solid Stainless Steel	SuperErecta Pro Hybrid Mat	MetroSeal 3 Epoxy
MS1836-NKNK	19.4"x38" (493mm x 914mm)	18"x36" (457mm x 914mm)	MetroSeal 3 Epoxy Wire	MetroSeal 3 Epoxy Wire	MetroSeal 3 Epoxy
MS1848-FGFG	19.4"x50" (493mm x 1270mm)	18"x48" (457mm x 1219mm)	Solid Galvanized	Solid Galvanized	Chrome Plated
MS1848-FGBR	19.4"x50" (493mm x 1270mm)	18"x48" (457mm x 1219mm)	Solid Galvanized	Brite Zinc Wire	Chrome Plated
MS1848-FSFS	19.4"x50" (493mm x 1270mm)	18"x48" (457mm x 1219mm)	Solid Stainless Steel	Solid Stainless Steel	Stainless Steel
MS1848-FSNK	19.4"x50" (493mm x 1270mm)	18"x48" (457mm x 1219mm)	Solid Stainless Steel	MetroSeal 3 Epoxy Wire	MetroSeal 3 Epoxy
MS1848-BRBR	19.4"x50" (493mm x 1270mm)	18"x48" (457mm x 1219mm)	Brite Zinc Wire	Brite Zinc Wire	Chrome Plated
MS1848-PRPR	19.4"x50" (493mm x 1270mm)	18"x48" (457mm x 1219mm)	SuperErecta Pro Hybrid Mat	SuperErecta Pro Hybrid Mat	MetroSeal 3 Epoxy
MS1848-FSPR	19.4"x50" (493mm x 1270mm)	18"x48" (457mm x 1219mm)	Solid Stainless Steel	SuperErecta Pro Hybrid Mat	MetroSeal 3 Epoxy
MS1848-NKNK	19.4"x50" (493mm x 1270mm)	18"x48" (457mm x 1219mm)	MetroSeal 3 Epoxy Wire	MetroSeal 3 Epoxy Wire	MetroSeal 3 Epoxy



Accessories

- **Work Surface Extension:** 7" modular solid work surface extension
- **Drop-In Extension:** 7" modular solid work surface extension for 1/3, 1/6 sized pans
- **Cutting Board Holder:** End load cutting board holder hold up to (3) 18"x24" cutting boards
- **Magic Ring:** Holds 1/3 & 1/6 sized pans in the Multi-Rail
- **Pan Holder:** Holds full size food pans, side loaded
- **Knife Holder:** Magnetic encased knife holder
- **Utensil Bar:** Modular stainless bar with 3 hooks
- **Stainless Work Surface:** Modular stainless steel work surface sized for use in the Multi-Rails (18"x6", 18"x12", 18"x24")
- **Cutting Board:** 18"x24"x1/2" White, HDPE, NSF, cutting board with juice groove on one side

Modular Accessory Sizes

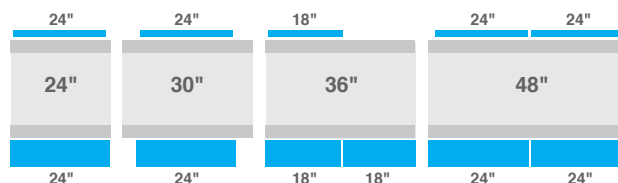
Work Surface Extensions, Drop-In Extensions, and Utensil Bars:

24" Length Units: (1) 24" Sized Accessories

30" Length Units: (1) 24" Sized Accessories

36" Length Units: (2) 18" Sized Accessories

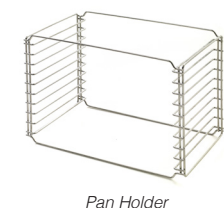
48" Length Units: (2) 24" Sized Accessories



ProPack Easy Order Accessory Kits

- **ProPack 1:** Includes:
(2) Magic Rings
(1) Cutting Board Holder
(1) Pan Holder

Description	Part #
24" PrepMate ProPack 1	MS-PROPACK1-24
30" PrepMate ProPack 1	MS-PROPACK1-30
36" PrepMate ProPack 1	MS-PROPACK1-36
48" PrepMate ProPack 1	MS-PROPACK1-48



Part #	Description	Size	Material
MS-SE18	18" PrepMate Work Surface Extension	7.5"x18" (191mm x 457mm)	Stainless Steel
MS-SE24	24" PrepMate Work Surface Extension	7.5"x24" (191mm x 610mm)	Stainless Steel
MS-DE18	18" PrepMate Drop-In Extension	7.5"x18" (191mm x 457mm)	Stainless Steel
MS-DE24	24" PrepMate Drop-In Extension	7.5"x24" (191mm x 610mm)	Stainless Steel
MS-CBE	PrepMate Cutting Board Holder	18.75"x19.25"x5" (476mm x 489mm x 127mm)	Chrome Plated
MS-RING	PrepMate Magic Ring	7"x13" (178mm x 330mm)	Chrome Plated
MS-SPH	PrepMate Pan Holder	19"x22.5"x16" (483mm x 572mm x 406mm)	Chrome Plated
MS-KNIFE	PrepMate Encased Knife Holder	2"x10"x12" (51mm x 254mm x 305mm)	Stainless Steel
MS-UB18	18" PrepMate Utensil Bar	12.25" (311mm)	Stainless Steel
MS-UB24	24" PrepMate Utensil Bar	18" (457mm)	Stainless Steel
MS-SW186	PrepMate Stainless Work Surface (18"x6")	18"x6" (457mm x 152mm)	Stainless Steel
MS-SW1812	PrepMate Stainless Work Surface (18"x12")	18"x12" (457mm x 305mm)	Stainless Steel
MS-SW1824	PrepMate Stainless Work Surface (18"x24")	18"x24" (457mm x 610mm)	Stainless Steel
5PTL-NB	5" Total Lock Caster	5" (127mm)	Polymer
MS-CB1824-W	White Cutting Board with Juice Groove	18"x24"x.5" (457mm x 610mm x 12mm)	HDPE

