

NELLA

Serving Canada Since 1951

WWW.NELLAONLINE.COM

FOOD EQUIPMENT

SERVING THE FOOD INDUSTRY SINCE 1951

30-INCH DEPTH ALL STAINLESS STEEL WORKTABLES WITH BACKSPLASH



Utilize your kitchen space with Omcan's All Stainless Steel Worktables with backsplash

Made from durable 20 Gauge 430 stainless steel material, these tables are ideal for kitchen preparation that can hold heavy equipment. Very easy to clean.

180 DAYS WARRANTY



Authorized Dealer

Serving Canada Since 1951




Product may not be exactly as shown

- 20 Gauge, 430 Stainless steel top shelf with 4" back splash
- 20 Gauge, 430 Stainless steel undershelf and hat channel; stainless steel leg and socket; stainless steel bullet feet

TECHNICAL SPECIFICATIONS

ITEM	44343
LOAD CAPACITY	948 lbs. / 430 kg.
UNDERSHELF CAPACITY	400 lbs. / 181.4 kg.
OVER-ALL DIMENSIONS (DWH)	30" x 30" x 34" (38" with back splash)
GROSS DIMENSIONS	31.5" x 36" x 6.9"
NET WEIGHT	40 lbs. / 18.14 kg.
GROSS WEIGHT	49.1 lbs. / 22.3 kg.

TECHNICAL DRAWINGS WITH DETAILED DIMENSIONS



Serving Canada Since 1951




Product may not be exactly as shown

- 20 Gauge, 430 Stainless steel top shelf with 4" back splash
- 20 Gauge, 430 Stainless steel undershelf and hat channel; stainless steel leg and socket; stainless steel bullet feet

TECHNICAL SPECIFICATIONS

ITEM	44347
LOAD CAPACITY	1190.5 lbs. / 540 kg.
UNDERSHELF CAPACITY	700 lbs. / 317.5 kg.
OVER-ALL DIMENSIONS (DWH)	30" x 72" x 34" (38" with backslash)
GROSS DIMENSIONS	31.5" x 73.4" x 6.9"
NET WEIGHT	79 lbs. / 35.8 kg.
GROSS WEIGHT	91.7 lbs. / 41.6 kg.

TECHNICAL DRAWINGS WITH DETAILED DIMENSIONS



Serving Canada Since 1951




Product may not be exactly as shown

- 20 Gauge, 430 Stainless steel top shelf with 4" back splash
- 20 Gauge, 430 Stainless steel undershelf and hat channel; stainless steel leg and socket; stainless steel bullet feet

TECHNICAL SPECIFICATIONS

ITEM	44345
LOAD CAPACITY	1113.3 lbs. / 505 kg.
UNDERSHELF CAPACITY	500 lbs. / 227 kg.
OVER-ALL DIMENSIONS (DWH)	30" x 48" x 34" (38" with backsplash)
GROSS DIMENSIONS	31.5" x 49.4" x 6.9"
NET WEIGHT	56 lbs. / 25.4 kg.
GROSS WEIGHT	67.2 lbs. / 30.5 kg.

TECHNICAL DRAWINGS WITH DETAILED DIMENSIONS



Serving Canada Since 1951




Product may not be exactly as shown

- 20 Gauge, 430 Stainless steel top shelf with 4" back splash
- 20 Gauge, 430 Stainless steel undershelf and hat channel; stainless steel leg and socket; stainless steel bullet feet

TECHNICAL SPECIFICATIONS

ITEM	44349
LOAD CAPACITY	1554.3 lbs. / 705 kg.
UNDERSHELF CAPACITY	800 lbs. / 362.8 kg.
OVER-ALL DIMENSIONS (DWH)	30" x 96" x 34" (38" with back splash)
GROSS DIMENSIONS	31.5" x 97.4" x 6.9"
NET WEIGHT	106 lbs. / 48 kg.
GROSS WEIGHT	121.3 lbs. / 55 kg.

TECHNICAL DRAWINGS WITH DETAILED DIMENSIONS



Serving Canada Since 1951



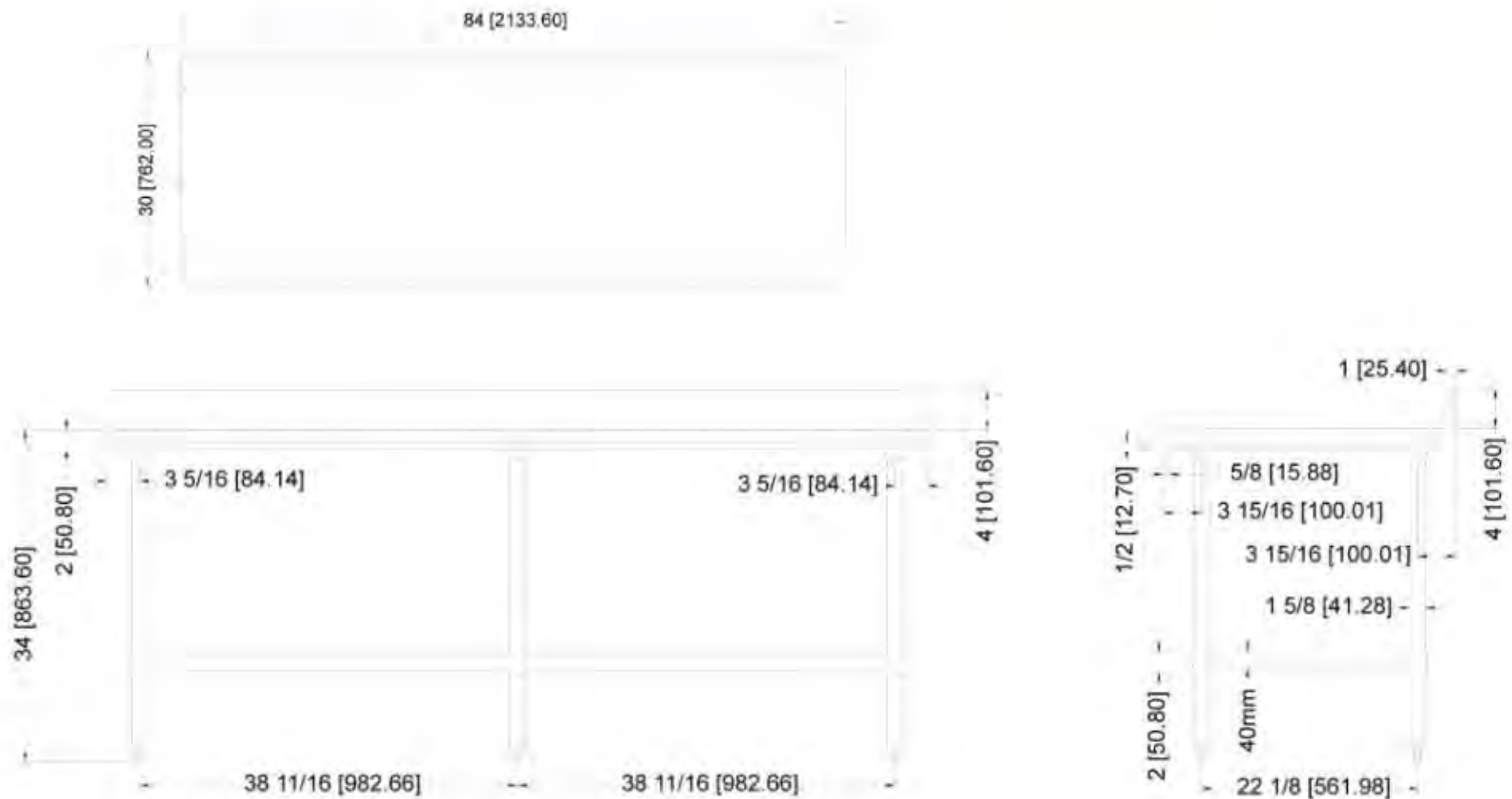
Product may not be exactly as shown

- 20 Gauge. 430 Stainless steel top shelf with 4" back splash
- 20 Gauge. 430 Stainless steel undershelf and hat channel; stainless steel leg and socket; stainless steel bullet feet

TECHNICAL SPECIFICATIONS

ITEM	44348
LOAD CAPACITY	1455.1 lbs. / 660 kg.
UNDERSHELF CAPACITY	750 lbs. / 340 kg.
OVER-ALL DIMENSIONS (DWH)	30" x 84" x 34" (38" with back splash)
GROSS DIMENSIONS	31.5" x 85.4" x 6.9"
NET WEIGHT	95 lbs. / 43 kg.
GROSS WEIGHT	109.1 lbs. / 49.5 kg.

TECHNICAL DRAWINGS WITH DETAILED DIMENSIONS



Serving Canada Since 1951




Product may not be exactly as shown.

- 20 Gauge. 430 Stainless steel top shelf with 4" back splash
- 20 Gauge. 430 Stainless steel undershelf and hat channel; stainless steel leg and socket; stainless steel bullet feet

TECHNICAL SPECIFICATIONS

ITEM	44344
LOAD CAPACITY	1036.2 lbs. / 470 kg.
UNDERSHELF CAPACITY	450 lbs. / 204 kg.
OVER-ALL DIMENSIONS (DWH)	30" x 36" x 34" (38" with backsplash)
GROSS DIMENSIONS	31.5" x 37.4" x 6.9"
NET WEIGHT	45 lbs. / 20.4 kg.
GROSS WEIGHT	55.1 lbs. / 25 kg.

TECHNICAL DRAWINGS WITH DETAILED DIMENSIONS



Serving Canada Since 1951



Product may not be exactly as shown.

- 20 Gauge. 430 Stainless steel top shelf with 4" back splash
- 20 Gauge. 430 Stainless steel undershelf and hat channel; stainless steel leg and socket; stainless steel bullet feet

TECHNICAL SPECIFICATIONS

ITEM	44346
LOAD CAPACITY	1146.4 lbs. / 520 kg.
UNDERSHELF CAPACITY	600 lbs. / 272 kg.
OVER-ALL DIMENSIONS (DWH)	30" x 60" x 34" (38" with backsplash)
GROSS DIMENSIONS	31.5" x 61.4" x 6.9"
NET WEIGHT	67 lbs. / 30.4 kg.
GROSS WEIGHT	79.4 lbs. / 36 kg.

TECHNICAL DRAWINGS WITH DETAILED DIMENSIONS

