
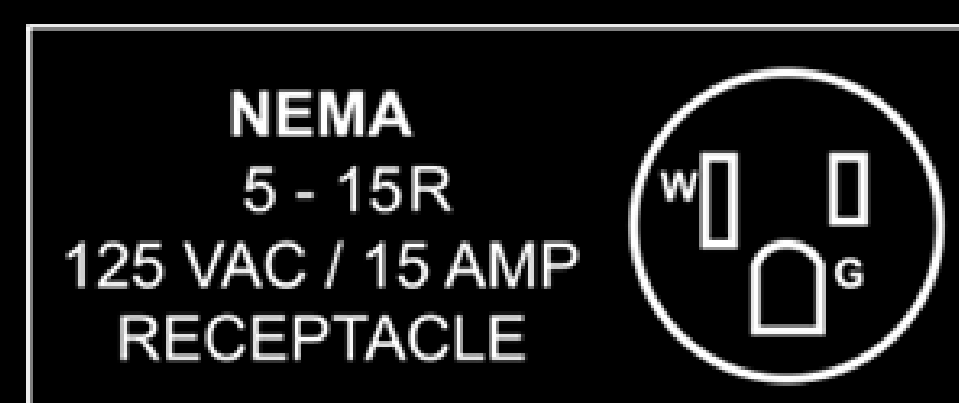

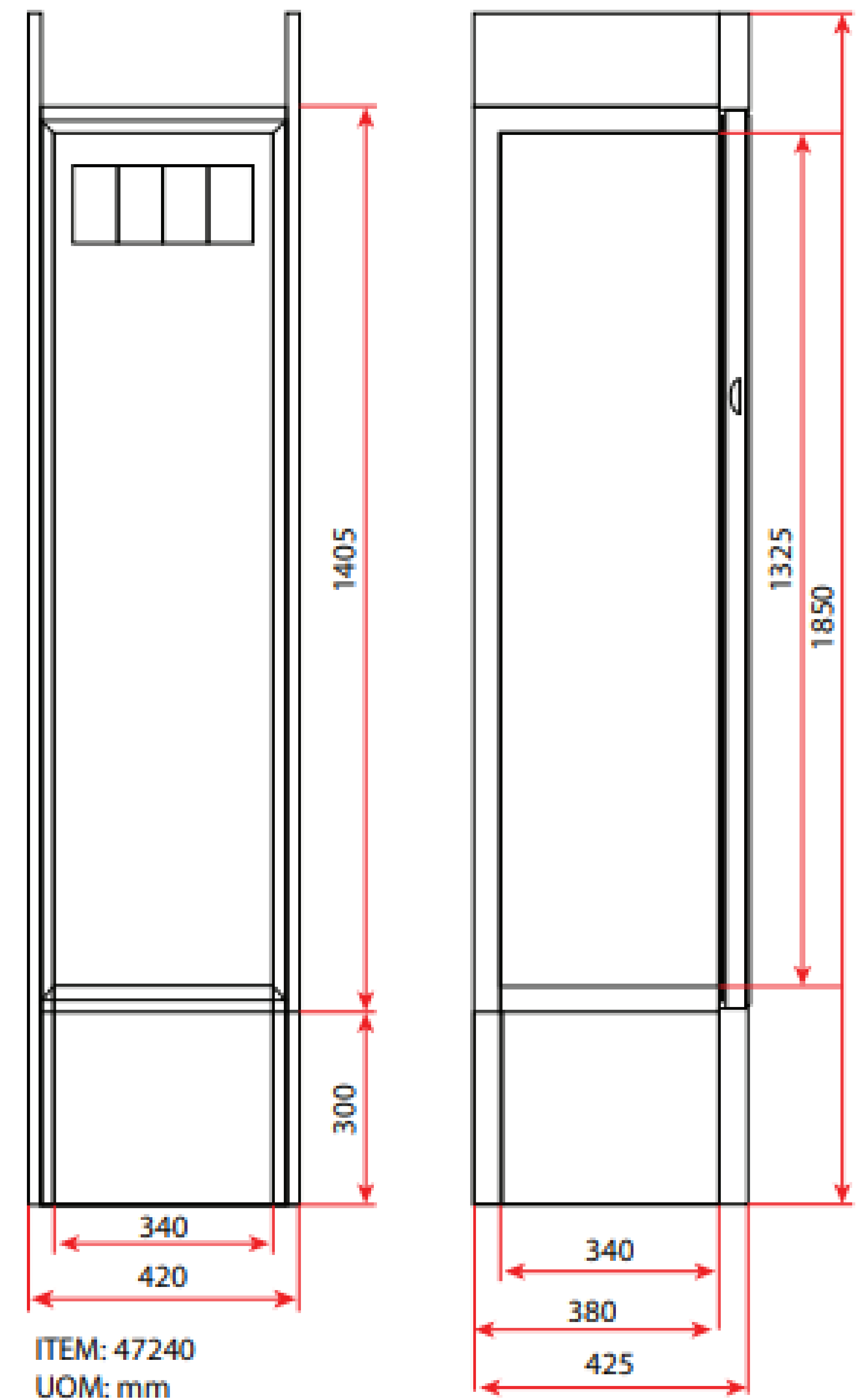


## 145L SLIM DISPLAY REFRIGERATION WITH TOP LIGHT BOX

Capacity	145L / 5 cu.ft
Temperature Range	0-10°C
Refrigerant	R600A
Max. Ambient Temperature	32°C
Defrosting	Manual
Temperature Controller	Manual Controller
Power	150W
Power Consumption	1.8Kw.h / 24h
Electrical	110V / 60Hz
QTY of Shelves	6
Shelf Material	Metal
shelf Capacity	33 lbs.   15 kgs
Shelf Dimensions	12.5" x 12.9" 320 x 330 mm
Interior Dimensions (WDH)	13" x 13" x 52" 340 x 340 x 1325 mm
Dimensions	16.5" x 17.5" x 74" 420 x 445 x 1885 mm
Gross Dimensions	20" x 21" x 74" 502 x 529 x 1959 mm
Net Weight	110 lbs.   50 kgs
Gross Weight	121 lbs.   55 kgs



**1 YEAR  
WARRANTY**  
PARTS AND LABOUR