



### DESCRIPTIONS



Capacity: 10 x 18" x 26"



Trays insertion: Crosswise



Dimensions: 820 x 825 x H 1680 mm



Control panel: Semi Touch



Positive cycle: 36 kg  
Negative cycle: 25 kg

**GAS**

R404A

Climate class

Class **N**

Insulation thickness: 60 mm







Refrigerant power: 1559 W



Electric power: 1355 W

### CONTROL PANEL DESCRIPTION



	Blast chilling key
	Deep freezing key
	Hard blast chilling or Soft deep freezing key
	Decrease value key
	Increase value key
	Start/stop key

**MANUFACTURING FEATURES**

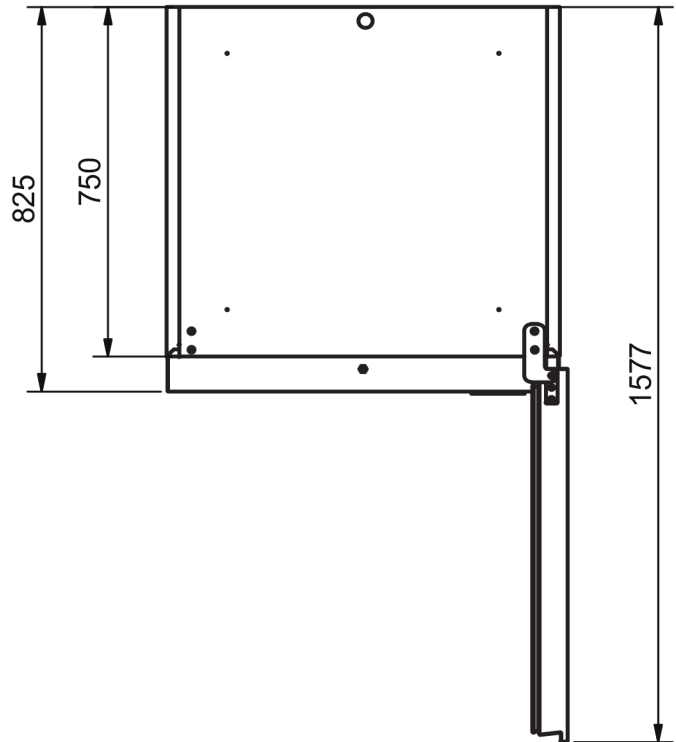
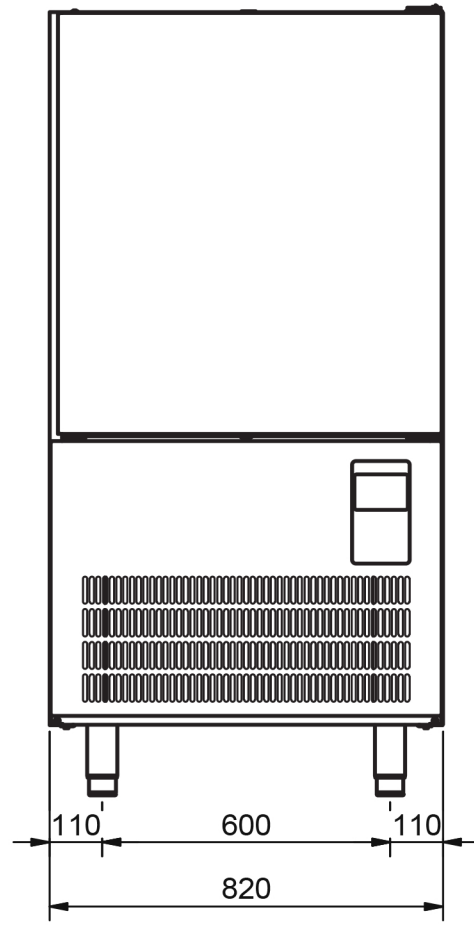
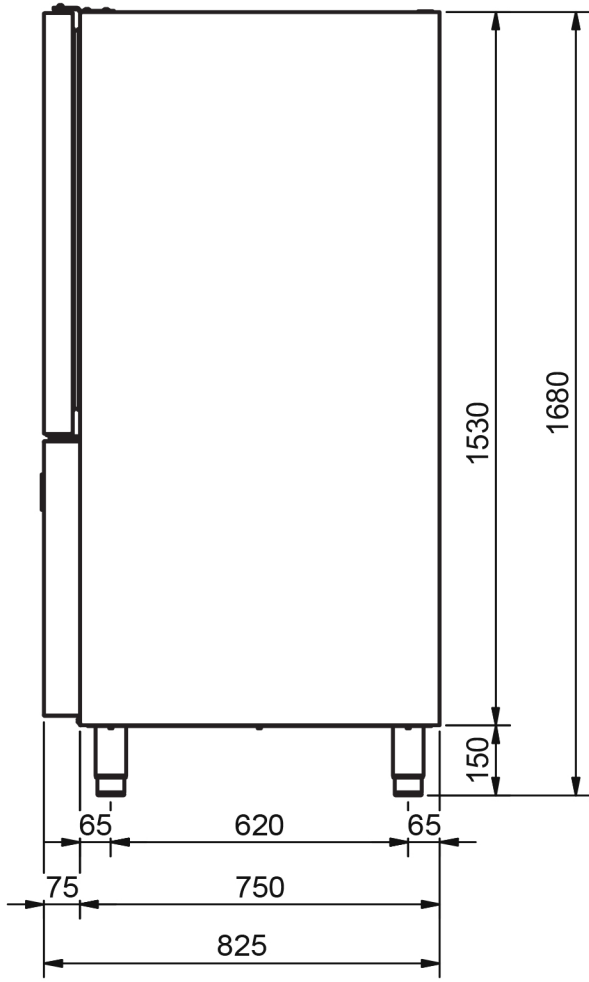
- Time or core probe control
- Internal glossy finish
- External scotch-brite finish
- 60 mm high density polyurethane foam insulation, CFC and HCFC-free
- Core probe included
- Removable grids-rack for easy cleaning
- Air condensation
- Manual defrosting
- Automatic cold holding at the end of cycle
- Temperature Range for chilling cycle is 36 kg /+3°C
- Temperature Range for freezing cycle is 25 kg /-18°C

**DIMENSIONS**

	<b>BLAST CHILLER</b>	<b>PACKAGE</b>
<b>Width</b>	820 mm	850 mm
<b>Depth</b>	825 mm	850 mm
<b>Height</b>	1680 mm	1860 mm
<b>Weight/volume</b>		170 kg/1,35 m <sup>3</sup>

**POWER SUPPLY**

<b>Power loading</b>	1.355 kW
<b>Cooling power</b>	1.559 kW
<b>Max. power loading</b>	1.355 kW
<b>Voltage</b>	220 V ~ 1N 60 Hz
<b>Feed cable section</b>	Cable included
<b>Capacity</b>	10 x 18" x 26"
<b>Pitch between the trays</b>	70 mm



The manufacturer declines all responsibility due to errors and/or misprints.