



Where is
Choosy?



Peek-a-boo Choosy

There are many variations on the classic peek-a-boo game. This Choosy variation is sure to please! Interaction plays an essential role in a child's development, and this classic game strengthens language development, promotes prediction skills, and encourages bonding and social skills. Replace the traditional, "Peek-a boo" with "Where is Choosy? Here he is!" for hours of engaging fun and laughter.

Materials: Printable template, scissors, disposable cup, construction paper, glue, craft stick, craft knife

Estimated Time: 30 minutes



Step 1

Print and cut template. The FREE template is available to download at choosykids.com.



Step 2

Use a craft knife to cut a hole in the bottom of the cup to insert the craft stick.




Step 3

Glue Choosy to one end of the craft stick.




Step 4

Fold construction paper in half and cut.




Step 5

Cut lines in both halves of construction paper to look like grass. Be careful not to cut all the way through.



Step 6

Glue the 1st piece of construction paper to the top of the cup. Cut off any extra paper.



Step 7

Glue the 2nd piece of construction paper to the bottom of the cup. Cut off any extra paper.



Step 8

Insert craft stick with Choosy into the cup.



Step 9

Decorate the cup.

