

# My outdoor Choosy scavenger hunt




**Stick**



**Dirt**



**Rock**



**Leaf**



# Choosy Scavenger Hunt

Play, move, learn and be Choosy outside! Going on a scavenger hunt is one of Choosy's favorite ways to incorporate movement into learning. Extend the learning opportunity by encouraging sensory discoveries like, "Choosy is looking for a rock with some texture, can you help him find a rock that feels rough?"

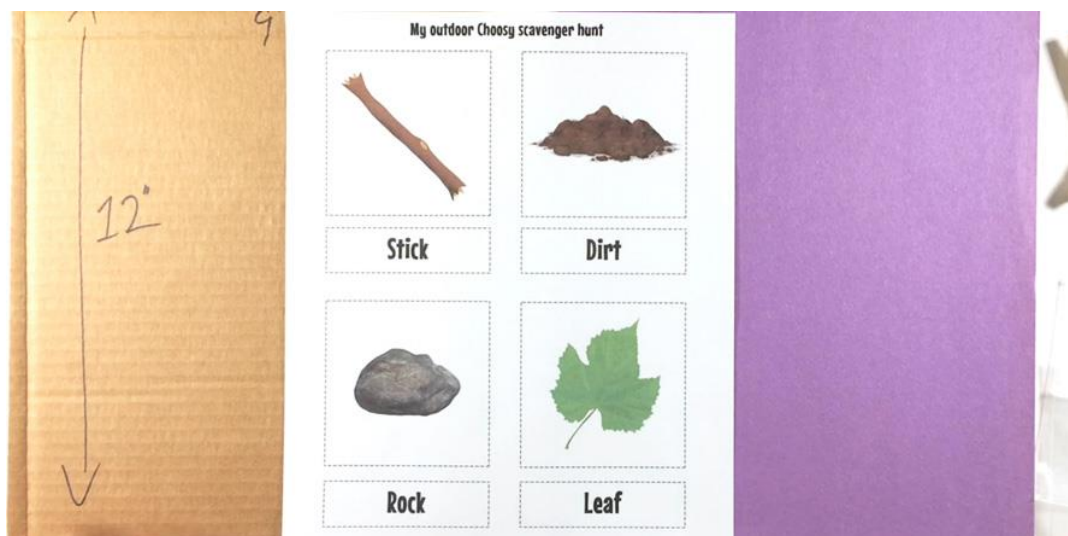
Materials: Printable template, scrap cardboard, construction paper, glue, tape, 2 clothespins, 2 small plastic bags

Estimated Time: 30 minutes




## Step 1

Print template. The FREE template is available to download at [choosykids.com](http://choosykids.com).



## Step 2

Glue a piece of construction paper to your scrap cardboard.



## Step 3

Glue your template on top of the construction paper.



## Step 4

Glue the clothespins to the scavenger hunt board and tape the plastic bags.

