

# Paper Choosy Bookmark

Choosy's paper folded bookmark not only encourages literacy, cognitive and motor skill development, but helps children to develop eye-hand coordination, problem solving skills, reasoning skills, memory skills, and attention skills. Incorporating Choosy into the various domains of learning can open up discussion like, "Choosy loves to read and go on adventures! What kind of adventure do you think you and Choosy could go on?"

Materials: Printable template, crayons, scissors

Estimated Time: Less than 30 minutes




## Step 1

Print, color, and cut template. Be sure to color the back of the template too. The FREE template is available to download at [choosykids.com](http://choosykids.com).



## Step 2

Fold paper in half.




## Step 3

Open paper up and fold in half again.




## Step 4

Open paper up and fold in a triangle shape.




## Step 5

Fold bottom corner up. (Be sure that the template on the reverse side has Choosy's glasses. See 2<sup>nd</sup> image below.)




(BACK)



## Step 6

Fold both corners down over previous fold.



## Step 7

Fold the bottom corners down inside the "pocket".



## Step 8

Add a smile.

