



Spooky Nail Art

WITH ACRYLOGRAPHS
by @verobujo

1.) French tips

 Start with the outline

 then color in

2.) Stars


• Start with a dot and drag it out


✦ then add the curves to create the star

✦ with the acrylograph you won't need to do much filling in.

Non-dominant hand additions

Bat design

 start with the head

 add the body

 add the wings

Spider Web Design

• Start with a central dot

✦ Trace lines from the dot they don't need to be even



✦ Add curved lines