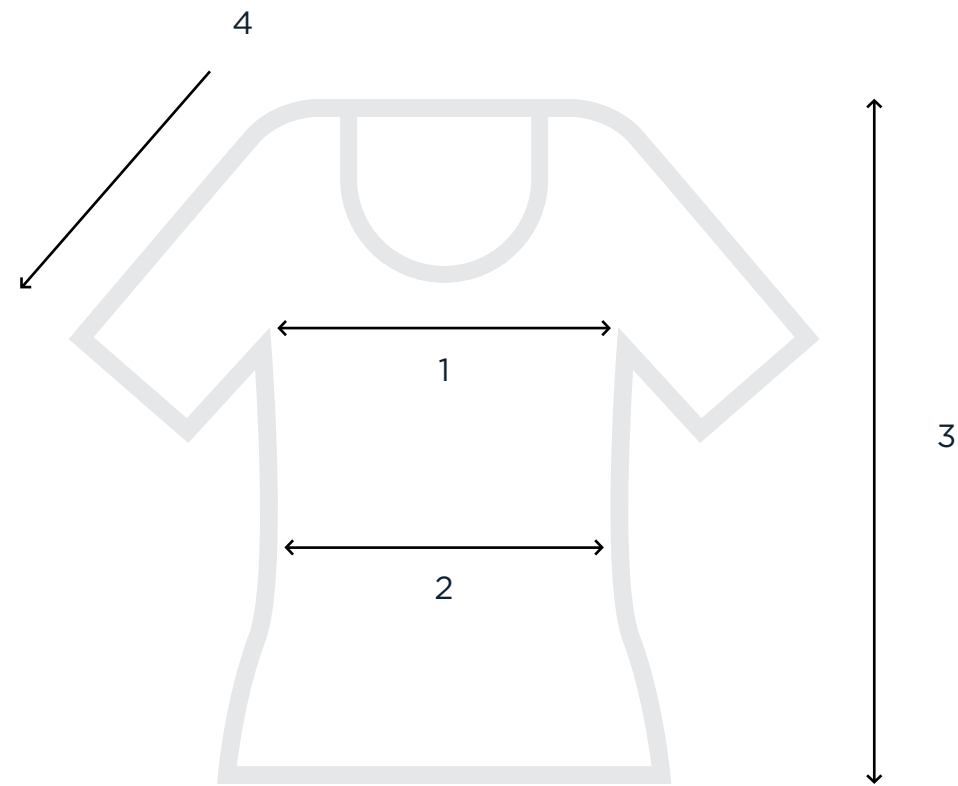




**WOMEN'S - Merino T-shirt (Style No. 21001)**

Though all conversions are exact, fits may vary by style or personal preference



SIZE (IN)	XS	S	M	L	XL
1. Bust	16.75	17.75	18.75	19.75	20.75
2. Waist	15.75	16.75	17.75	18.75	19.75
3. Length	22.75	23.25	23.75	24.25	24.75
4. Sleeve	5.375	5.5	5.625	5.75	5.875

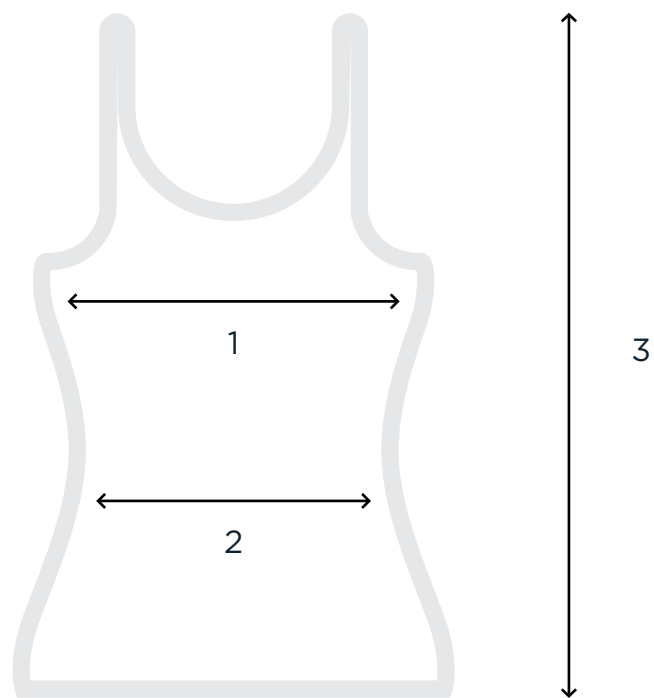
SIZE (CM)	XS	S	M	L	XL
1. Bust	42.5	45.1	47.6	50.2	52.7
2. Waist	40	42.5	45.1	47.6	50.2
3. Length	57.8	59.1	60.3	61.6	62.9
4. Sleeve	13.7	14	14.3	14.6	14.9

SIZE GRADIENT



**WOMEN'S - Merino Tank Top (Style No. 25001)**

Though all conversions are exact, fits may vary by style or personal preference



SIZE (IN)	XS	S	M	L	XL
1. Bust	15.5	16.5	17.5	18.5	19.5
2. Waist	14.875	15.875	16.875	17.875	18.875
3. Length	26.125	26.75	27.375	28	28.625

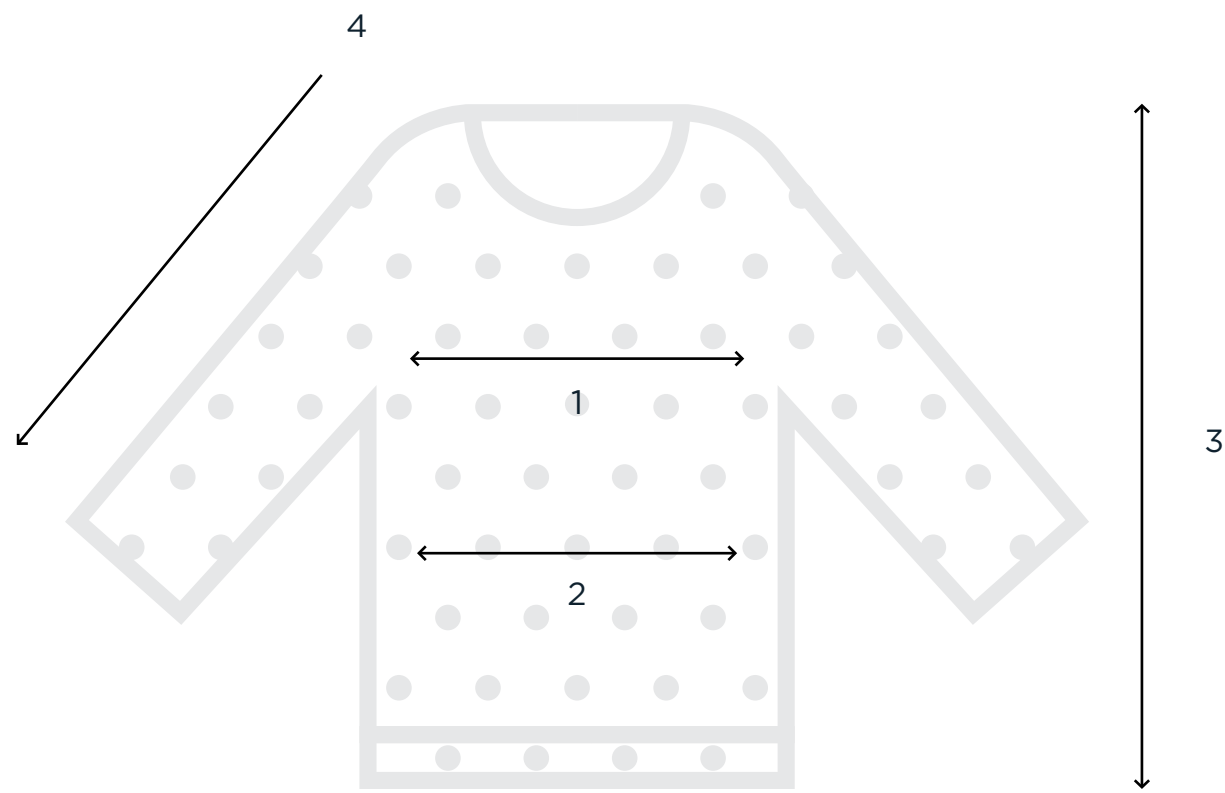
SIZE (CM)	XS	S	M	L	XL
1. Bust	39.4	41.9	44.5	47	49.5
2. Waist	37.8	40.3	42.9	45.4	47.9
3. Length	66.4	67.9	69.5	71.1	72.7

SIZE GRADIENT



**WOMEN'S - Long Sleeve Cover-Up (Style No. 21003)**

Though all conversions are exact, fits may vary by style or personal preference



SIZE (IN)	S	M	L
1. Bust	18	19	20
2. Waist	18	19	20
3. Length	23	23.5	24
4. Sleeve	22.75	23.125	23.5

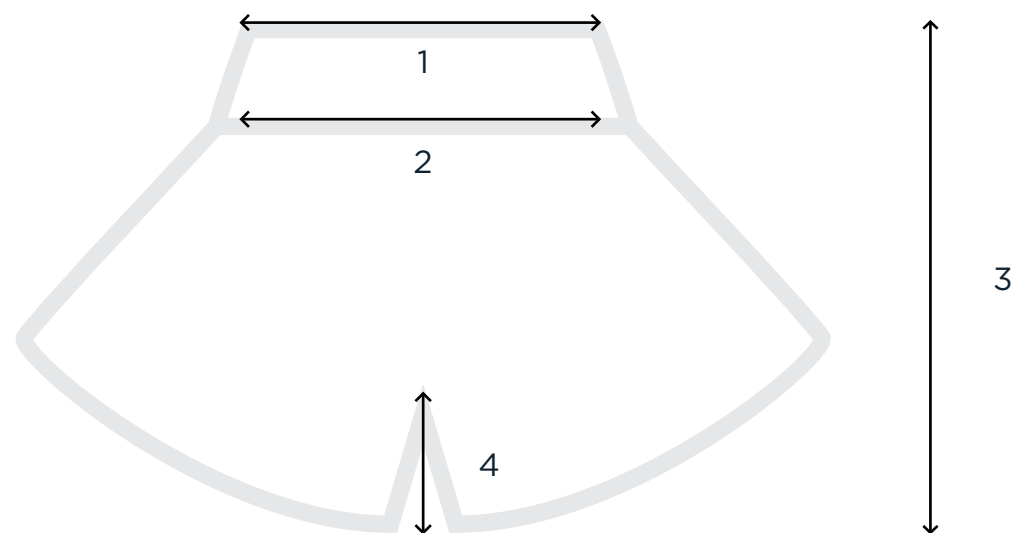
SIZE (CM)	S	M	L
1. Bust	45.7	48.3	50.8
2. Waist	45.7	48.3	50.8
3. Length	58.4	59.7	61
4. Sleeve	57.8	58.7	59.7

SIZE GRADIENT



**WOMEN'S - Laser Lace Shorts (Style No. 22001)**

Though all conversions are exact, fits may vary by style or personal preference



SIZE (IN)	XS	S	M	L	XL
1. Waist	12.25	13.25	14.25	15.25	16.25
2. Hip	23.25	24	24.75	25.2	26.25
3. Length	13.75	14	14.25	14.5	14.75
4. Inside Leg	5	5	5	5	5

SIZE (CM)	XS	S	M	L	XL
1. Waist	31.1	33.7	36.2	38.7	41.3
2. Hip	59.1	61	62.9	64	66.7
3. Length	34.9	35.6	36.2	36.8	37.5
4. Inside Leg	12.7	12.7	12.7	12.7	12.7

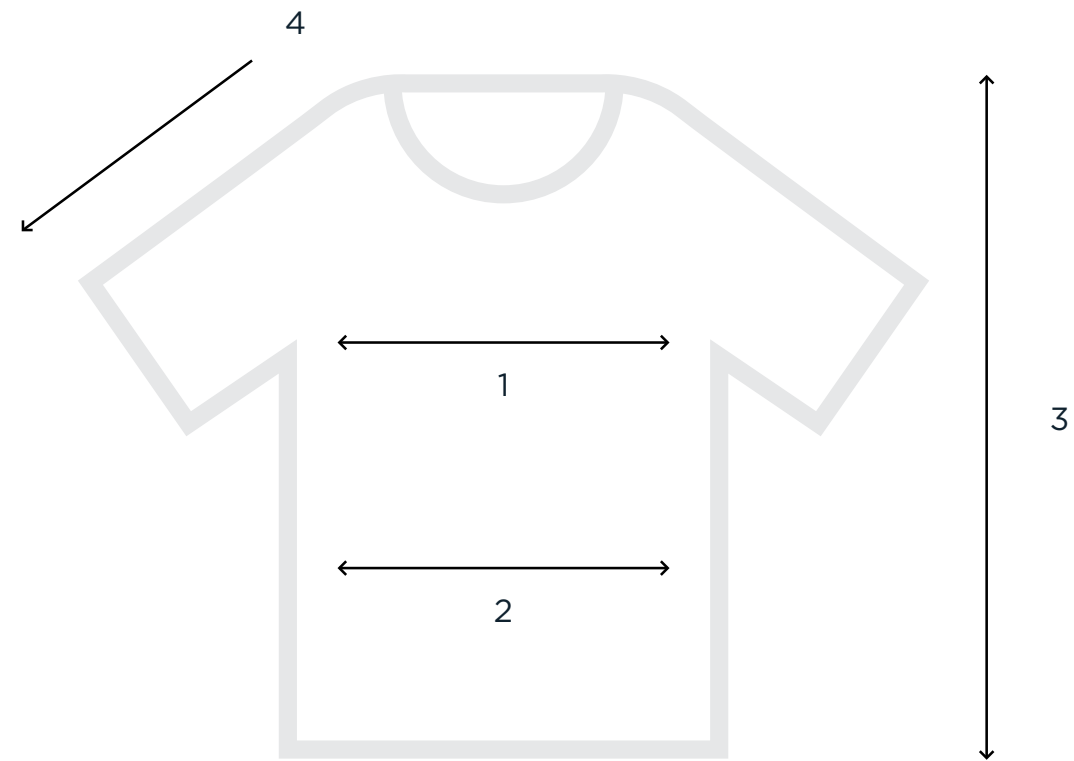
SIZE GRADIENT





**MEN'S - Merino T-shirt (Style No. 11001)**

Though all conversions are exact, fits may vary by style or personal preference



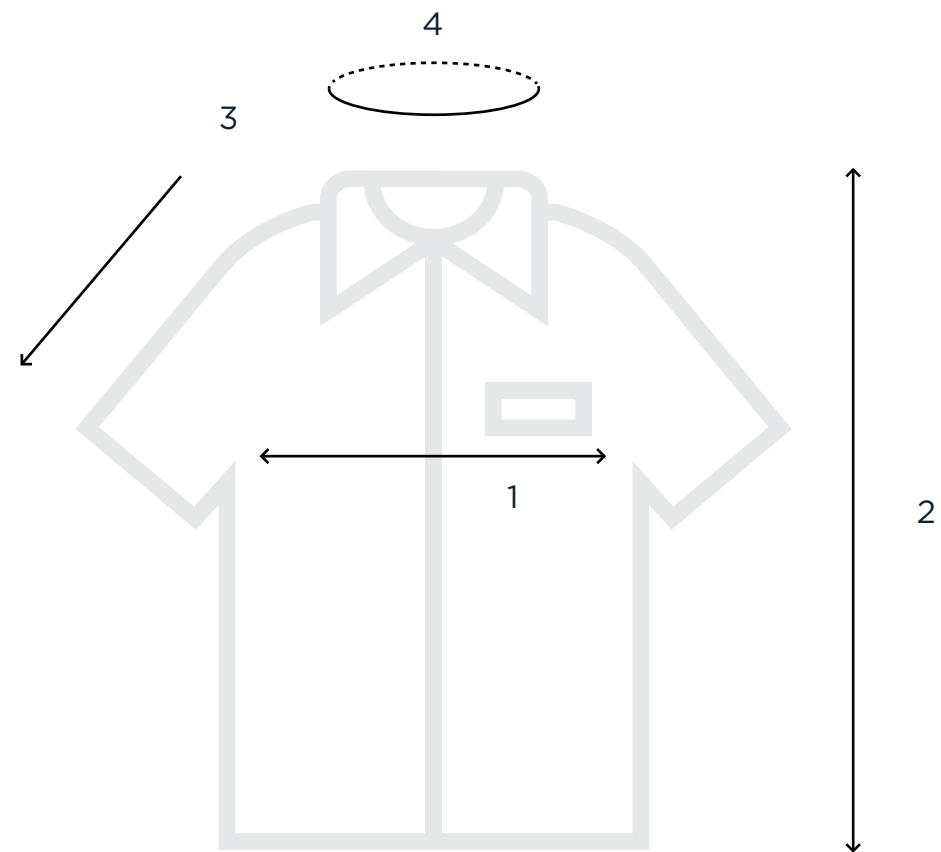
SIZE (IN)	XS	S	M	L	XL
1. Chest	18.25	19.25	20.25	21.75	23.25
2. Waist	18	19	20	21.5	23
3. Length	25	25.5	26	26.5	27
4. Sleeve	14	14.5	15	15.625	16.25
SIZE (CM)	XS	S	M	L	XL
1. Chest	46.4	48.9	51.4	55.2	59.1
2. Waist	45.7	48.3	50.8	54.6	58.4
3. Length	63.5	64.8	66	67.3	68.6
4. Sleeve	35.6	36.8	38.1	39.7	41.3

SIZE GRADIENT



**MEN'S - Short Sleeve Button Up (Style No. 11004)**

Though all conversions are exact, fits may vary by style or personal preference



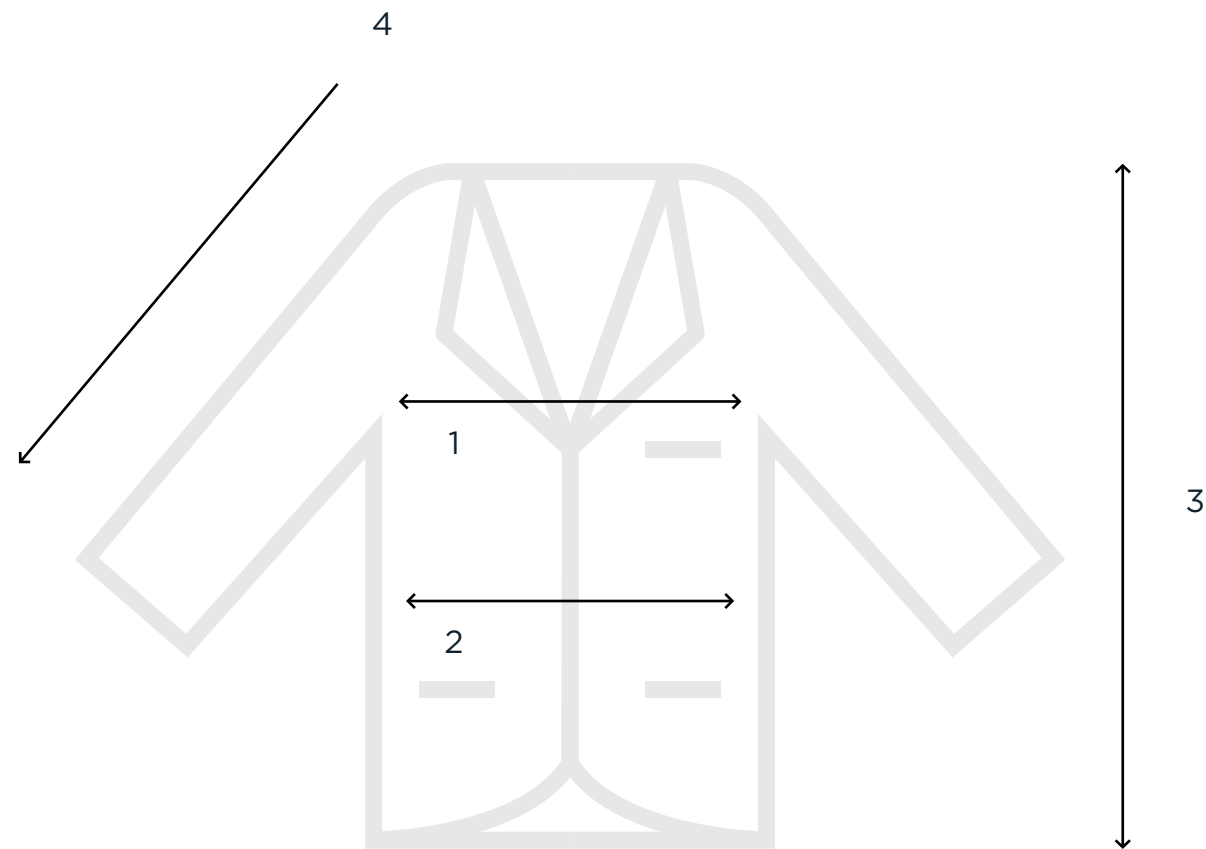
SIZE (IN)	XS	S	M	L	XL
1. Chest	18.25	19.25	20.25	21.75	23.25
2. Length	18	19	20	21.5	23
3. Sleeve	25	25.5	26	26.5	27
4. Neck	14	14.5	15	15.625	16.25
SIZE (CM)	XS	S	M	L	XL
1. Chest	46.4	48.9	51.4	55.2	59.1
2. Length	45.7	48.3	50.8	54.6	58.4
3. Sleeve	63.5	64.8	66	67.3	68.6
4. Neck	35.6	36.8	38.1	39.7	41.3

SIZE GRADIENT



**MEN'S - Jacket (Style No. 16001)**

Though all conversions are exact, fits may vary by style or personal preference



SIZE (IN)	S	M	L
1. Chest	20	21	22.5
2. Waist	18.5	19.5	21
3. Length	26	26.5	27
4. Sleeve	24.5	25	25.5

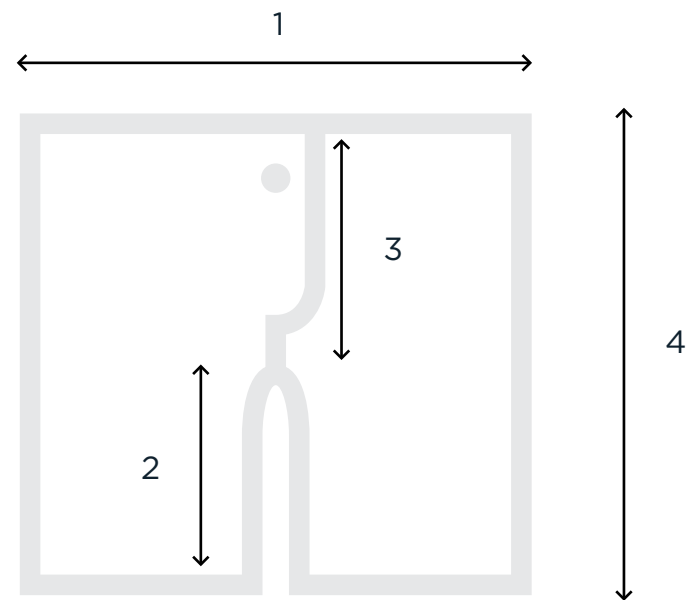
SIZE (CM)	S	M	L
1. Chest	50.8	53.3	57.2
2. Waist	47	49.5	53.3
3. Length	66	67.3	68.6
4. Sleeve	62.2	63.5	64.8

SIZE GRADIENT



**MEN'S - Classic Shorts (Style No. 12001)**

Though all conversions are exact, fits may vary by style or personal preference



SIZE (IN)	28	29	30	31	32	34	36	38
1. Waist	14.875	15.375	15.875	16.375	16.875	17.875	18.875	19.875
2. Inseam	8	8	8.5	8.5	8.5	9	9	19
3. Rise	10.375	10.625	10.875	11.125	11.375	11.75	12.125	12.5
4. Length	18.125	18.25	19	19.125	19.25	20.25	20.5	20.75
SIZE (CM)	28	29	30	31	32	34	36	38
1. Waist	37.8	39.1	40.3	41.6	42.9	45.4	47.9	50.5
2. Inseam	20.3	20.3	21.6	21.6	21.6	22.9	22.9	22.9
3. Rise	26.4	27	27.6	28.3	28.9	29.8	30.8	31.8
4. Length	46	46.4	48.3	48.6	48.6	51.4	52.1	52.7

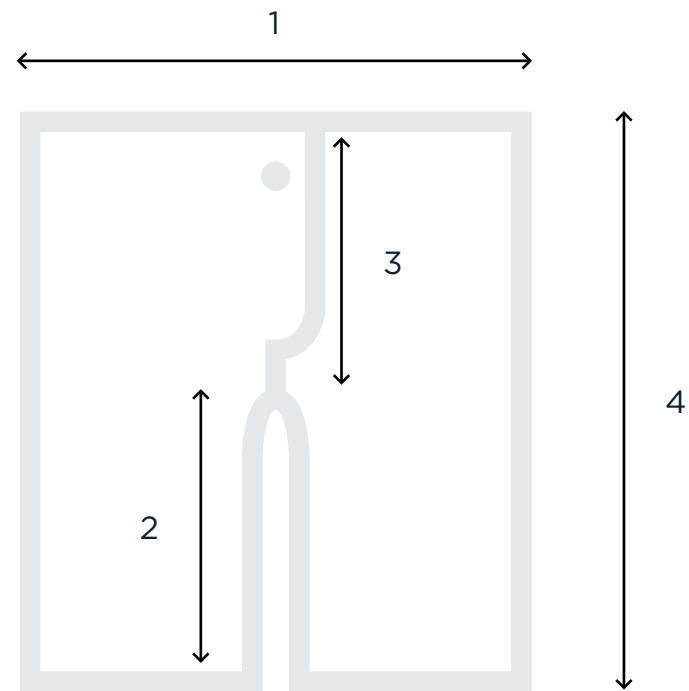
SIZE GRADIENT





**MEN'S - Stretch Shorts (Style No. 12003)**

Though all conversions are exact, fits may vary by style or personal preference



SIZE (IN)	28	29	30	31	32	34	36	38
1. Waist	14.5	15	15.5	16	16.5	17.5	18.5	19.5
2. Inseam	9.5	9.5	10	10	10.5	10.5	10.5	10.5
3. Rise	10.125	10.375	10.625	10.875	11.125	11.5	11.875	12.25
4. Length	19.625	19.75	20.5	20.625	20.75	21.75	22	22.25
SIZE (CM)	28	29	30	31	32	34	36	38
1. Waist	36.8	38.1	39.4	40.6	41.9	44.5	47	49.5
2. Inseam	24.1	24.1	25.4	25.4	25.4	26.7	26.7	26.7
3. Rise	25.7	26.4	27	27.6	28.3	29.2	30.2	31.1
4. Length	49.8	50.2	52.1	52.4	52.7	55.25	55.9	56.5

SIZE GRADIENT