

Group Counselling MindTap Activation Instructions


Step One: Enroll in PSYC 6223 Online MindTap Classroom

Paste the following link into a new tab and create an account:

<https://login.nelsonbrain.com/course/MTPQXW7PKZF9>

DO NOT enter the 20-digit code provided to you, it must first be validated in Steps 2-6.

Please leave this tab open. You will need to return to this page in Step Seven.



Complete Payment

Enter an access code if you purchased from a bookstore or website, or purchase your course materials now.

ENTER ACCESS CODE

BUY NOW

Step Two: Locate your Bookshelf Access Code

Option 1: Go to your e-mail and copy the code.

E-mail subject line "Ebook Code(s) for YKxxxxx".

Hi Student,

Thanks for your order YKxxxxx.

This email confirms your order for the following items:

Group Counseling - MindTap 9781337107327-180 x 1

To access your digital content:

1. Copy the code(s) below,
2. Click on the following link:
www.youruniquedownloadlink.sendowl.com
3. Log in OR create an account,
4. Paste your code(s) to access the content.

YOUR DIGITAL CODE(S):

ASDFGHJKLASDFGHJKL

Group Counselling MindTap Activation Instructions

Option 2: Click the link on your order status page. Then copy the License Key

Yorkville University Bookstore



Order YK54143

Thank you Breanna!

Click here to access your code(s) and ebook vendor link.
You will also receive an email with this information.

Your order is complete

Customer information

YORKVILLE UNIVERSITY

File Download

Group Counseling - MindTap 6 month Access Card with E-book plus Online videos

License Key
ASDFGHJKLASDFGHJKL **Copy**

Step Three: Login or create an account on Bookshelf

Paste the following link into a new tab:

<http://online.vitalsource.com/>

If you have used Bookshelf in the past login here. If this is your first time create an account.

Welcome to
Bookshelf

Email
 ✖
Please enter an email address.

Password
 ✖
Please enter a password.

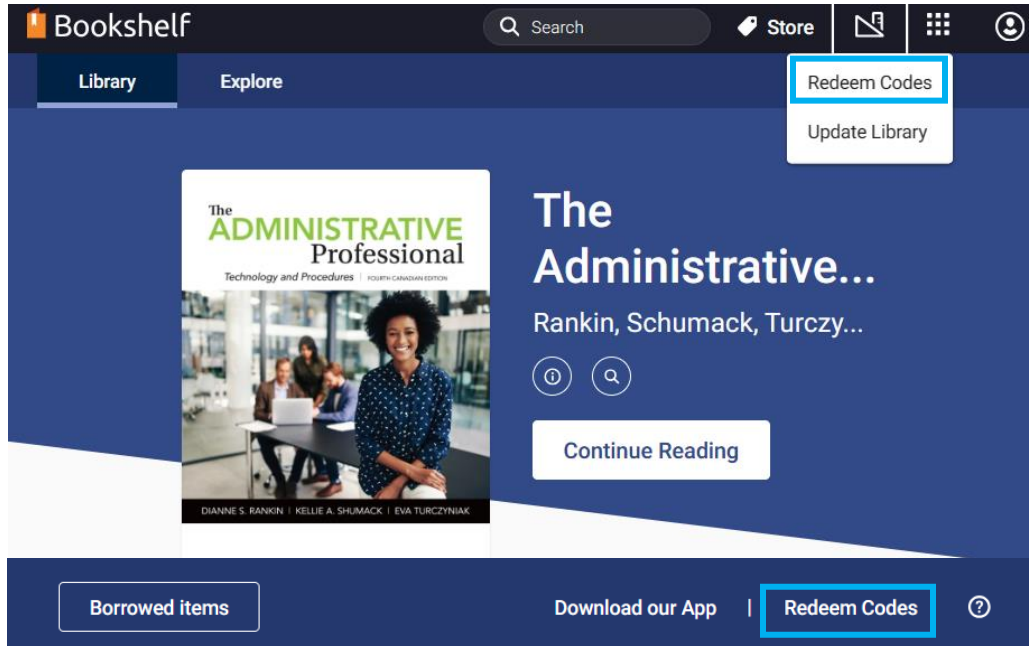
Sign In

[Forgot password](#)
[Create a Vita!Source account](#)

Group Counselling MindTap Activation Instructions

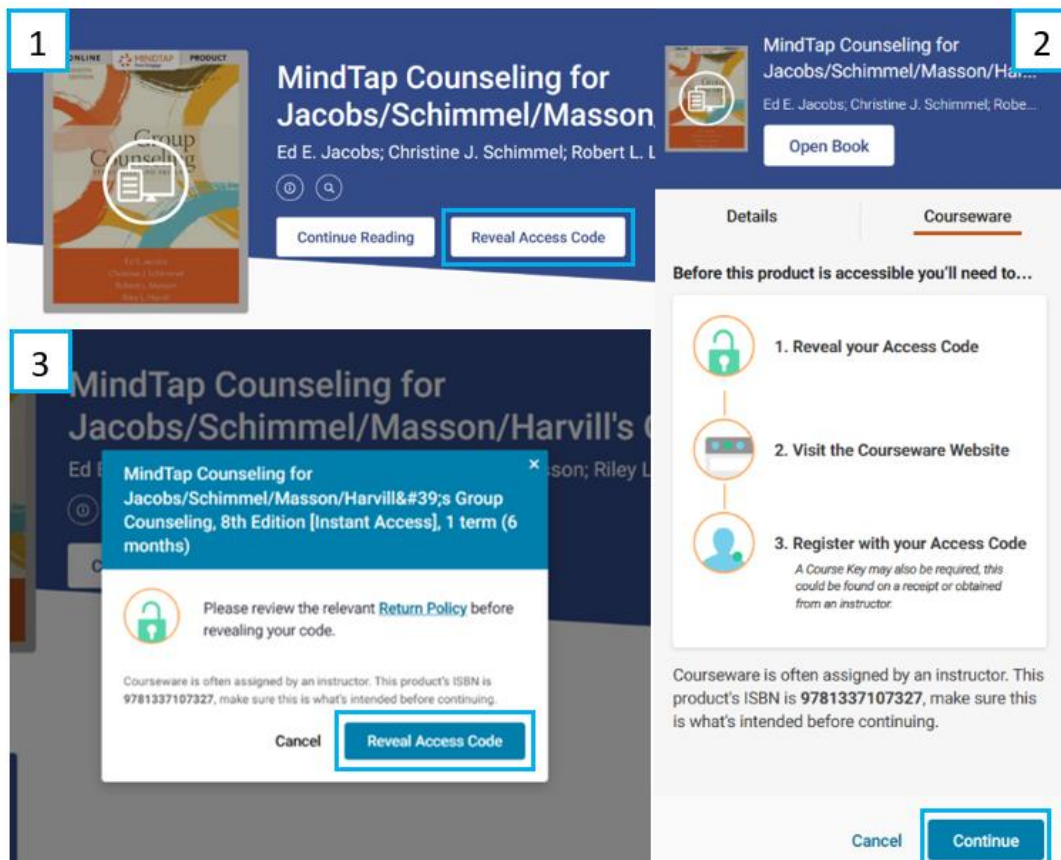
Step Four: Redeem Code

Click "Redeem Codes" Please note this step must be done in a web browser. You are unable to redeem codes in the mobile application.



Step Five: Reveal Publisher Access Code

Follow prompts to reveal secondary access code.

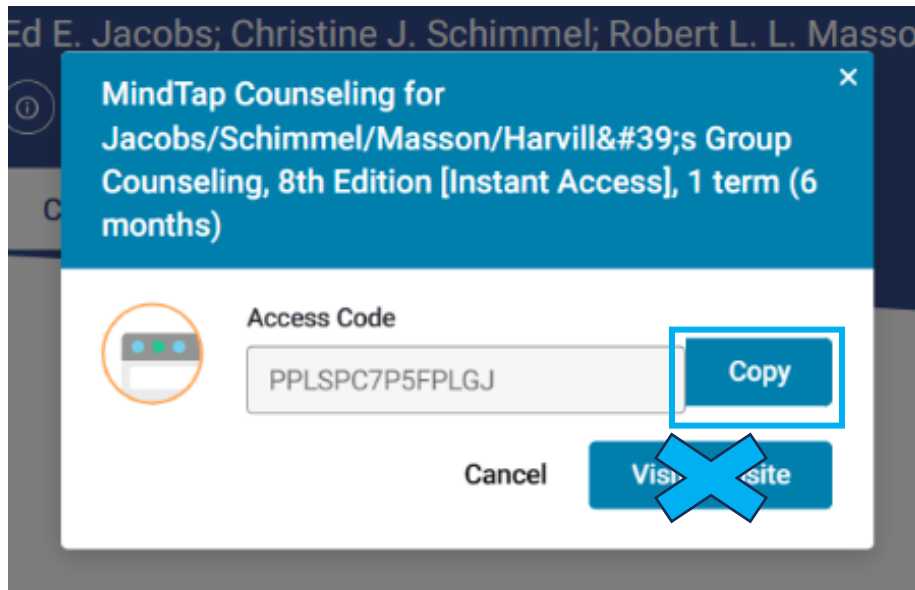


Group Counselling MindTap Activation Instructions

Step Six: Copy the Publisher Access Code

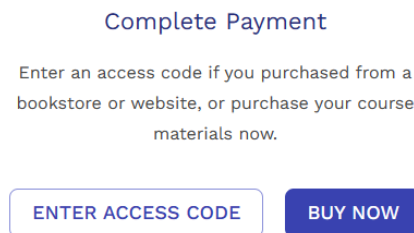

Copy the Revealed Access Code. **Do NOT click “Visit Website”**

Please note that you will only be using this website (Bookshelf) the first time you activate your MindTap code in future your Group Counselling content will be exclusively accessed from the Cengage website.



Step Seven: Activate Revealed Code on the Publisher Website

Return to the tab you opened in Step 1. Select “Enter Access Code” and paste the code you revealed in Step Six.



You have successfully activated Group Counselling MindTap!

Group Counselling MindTap Activation Instructions

Extra Activation Tips

If you did any of the above steps out of order, you may be asked for a Course Key.

Course Key: MTPQXW7PKZF9

How to Use your Group Counselling MindTap

To Access the E-text:

1. Click the image of the textbook that has Paul Graham listed as the instructor.
2. There will be a tool bar on the right of the screen.
3. The 4th Icon from the top is the **Full Book**.
4. Click on it and your E-text will appear.

To Access the Videos:

1. Click the image of the textbook that has Paul Graham listed as the instructor.
2. On the left half of the screen there will be a list of chapters.
3. Click the downwards arrow across from Chapter 1.
4. Click the downwards arrow beside “How do I practice what I’ve learned?”
5. There you will find the video activity that corresponds to that chapter.

Alternatively, you can:

1. Click the image of the textbook that has Paul Graham listed as the instructor.
2. Under **Group Counseling** you will see **Expand All** click it.
3. The videos are contained within the lessons under the “**How do I practice what I've learned?**” tab.

Tip: If you are having trouble figuring out which items are videos, and which are quizzes press CTRL + F and type in “Video”

Click the link below to follow along with our video tutorial that teaches you how to find and use your e-book and your videos.

<https://bookstore.yorkvilleu.ca/pages/how-to-access-my-group-counselling-mindtap-e-book-and-online-videos>

