

BARN LIGHT

DESCRIPTION

The Dusk to Dawn Barn Light is the perfect solution for many general purpose outdoor applications. It replaces traditional 100W-400W HID fixtures and can mount directly on a wall or to a pole. All fixtures are installed with a DC photocell as default or NEMA photocell for option.

APPLICATION

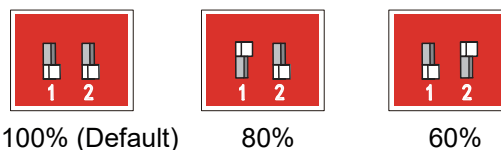
Farms/Barns, Storage Sheds, Entryways/Pathways, Industrial Yards, Security, Building Perimeters, Area Lighting



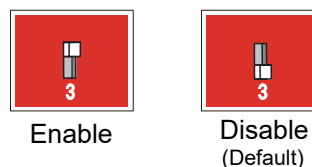
PRODUCT FEATURES

- 90% energy saving compared with traditional HID
- Polyester powder coat for outdoor lighting purpose
- Suitable for wall or pole mount applications
- Replaces 100W-400W HID, with LED 40W-120W models.
- Universal voltage 120-277VAC, 50/60HZ
- CCT: 3000K, 4000K, 5000K selectable
- -40° F to 113° F operating temperature
- IP65 rated, for wet applications
- 50,000hours lifespan, 5years warranty

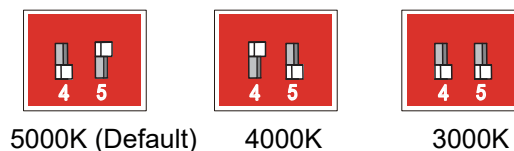
Wattage Select



Photosell



CCT Select



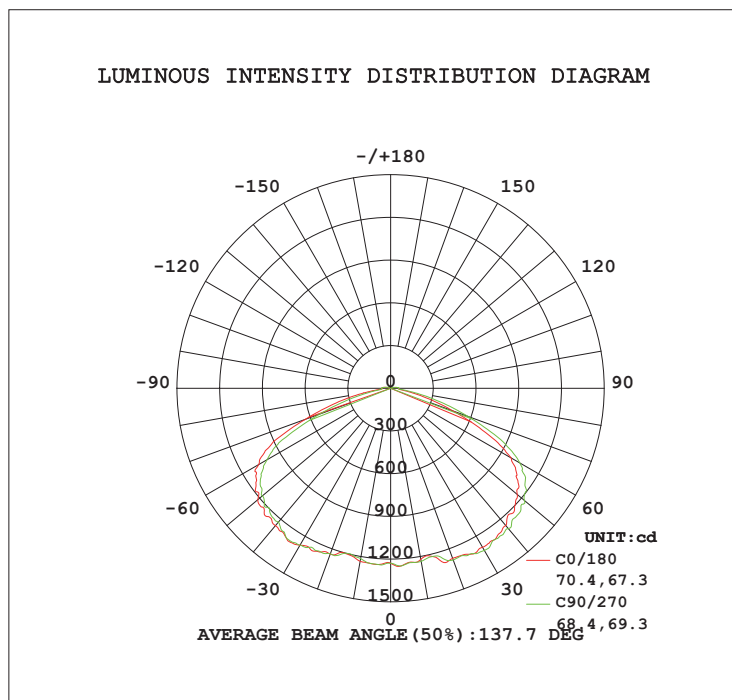
BARN LIGHT



ELECTRICAL SPECIFICATIONS

Model#	Watt	Lumens	CCT	LPW	CRI	Volt	Replaces HID
WEN-DTD-60WCSS-3CCT	60W- 48W- 36W	7800lm- 6240lm- 4680lm Selectable	3000K- 4000K- 5000K Selectable	130lm/w	>80	120-277V	250W MH
WEN-DTD-120WCSS-3CCT	120W- 96W- 72W	15600lm- 12480lm- 9360lm Selectable	3000K- 4000K- 5000K Selectable	130lm/w	>80	120-277V	400W MH

PHOTOMETRICS



ACCESSORIES



Arm/Pole mount



NEMA Photocell-Twist Lock