

# 150W LED Pole Lights





WEN LIGHTING

E-mail: info@wenlighting.com

www.wenlighting.com

**P/N:WEN-SB03D-150WJT3A1-abcdef**

Where "a" can be any two letters represent lamp colors; "BH = Black、WH=White、BR=Brown or Customized" "b" can be "3RP", "3NP", "5RP", "5NP", "7RP" or "7NP" for Photocontrol type provided or blank for no Photocontrol provided;

"c" can be "10SP" or "20SP" for Surge-Protective Device type provided or blank for no Surge-Protective Device provided;

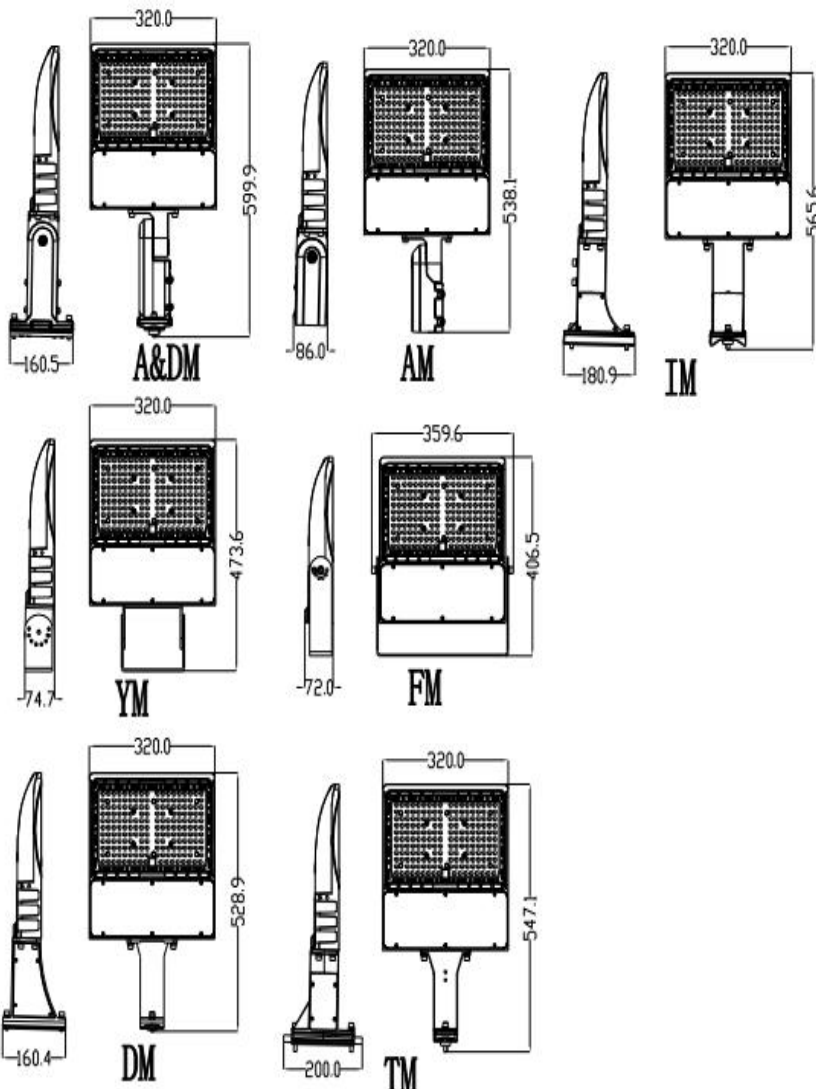
"d" can be "Z", "ZP", "ZM" or blank, "Z" = DC Sensor Receptacle provided, "ZP" = DC Sensor Receptacle and DC photocontrol provided, "ZM" = DC Sensor Receptacle and DC motion sensor provided, blank = no DC Sensor Receptacle provided;

"e" can be "AM", "DM", "YM", "A&DM", "TM", "IM" or "FM" to represent mounting bracket types;

"f" can be any two digits to represent CCT.



## DIMENSIONS



## ADVANTAGE

- UL DLC certificate.
- Bridgelux Chip, high CRI.
- IP65 driver, input voltage 120-277VAC.
- Output constant current lever can be adjusted through output cable with 0-10V.
- No UV or IR in the beam.
- Easy to install and operate.
- Energy saving, long lifespan.
- Light is soft and uniform, safe to eyes.
- Instant start, NO flickering, NO humming.
- Green and eco-friendly without mercury.

## APPLICATION

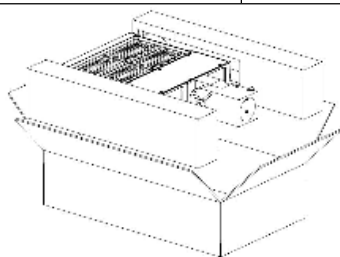
- Outdoor basketball court, tennis court.
- Badminton court, the football field.
- The school playground, stadium.
- Community leisure entertainment plaza,

**SPECIFICATIONS**

<b>OPTICAL</b>	Input Power (Tolerance : ±10%)	150W			
	Color Temperature	4000K	4500K	5000K	5700K
	Lumen (Tolerance : -10%)	20250 LM	20250 LM	20250 LM	20250 LM
	Efficacy (Tolerance : -3%)	135 LM/W	135 LM/W	135 LM/W	135 LM/W
	CRI	>70			
	Color Consistency	<6 Steps (or <6 SDCM)			
	BUG	B3-U0-G3			
	Distribution Pattern	Type III			
	Beam Angle (50%) (Tolerance : ±15%)	160*115 Degree			
<b>ELECTRICAL</b>	Input Voltage and Frequency	120-277VAC, 50/60Hz;			
	PF (Tolerance : -3%)	≥ 0.9			
	THD (Tolerance : +5%)	≤20%			
	Flicker Percent	<50%			
	Driver Brand	Daermay			
	Driver Model	MP-150TG-130A			
	Driver Surge protection	L/N-PE: 6kV, L-N: 6kV			
	Dimming	0-10V dimming standard			
	Optional Accessory	Photocontrol, Surge-protective Device,Zhaga, Zhaga Motion Sensor,Zhaga photocontrol			
<b>MATERIALS</b>	LED Brand	Bridgelux			
	LED Type	SMD3030			
	LED QTY	170 PCS			
	Housing	Die-cast aluminum			
	Housing Color	Brown, Black, or Customized			
	EPA	1.32ft <sup>2</sup>			
	Waterproof Rating	WET (IP65)			
<b>OTHERS</b>	Operating Temperature	Without Motion Sensor: -30°C TO 50°C; With Motion Sensor: -20°C TO 50°C			
	Storage Temperature	-40°C TO 85°C			
	Operating Humidity	20% - 90% RH			
	Storage Humidity	20% - 95% RH			
	Warranty	5 years warranty with 24/7 operating hours Luminaire lifetime at 25°C.			

**PACKAGE**

Bracket Type	Carton Size	Qty / Carton	Net Weight / Carton	Gross Weight / Carton
AM	605*370*170mm	1 PCS	5.2KG	6.4KG
DM	605*370*170mm	1 PCS	4.7KG	5.9KG
YM	605*370*170mm	1 PCS	4.6KG	5.8KG
FM	460*370*165mm	1 PCS	4.8KG	6KG
IM	605*370*170mm	1 PCS	6.7KG	7.5KG
TM	605*370*170mm	1 PCS	5.5KG	6.6KG
A&D	605*370*170mm	1 PCS	5.3KG	6.5KG



## LIGHT DISTRIBUTION TESTING PARAMETERS

### Luminaire Property

Luminaire Manufacturer:  
 Luminaire Category:  
 Lamp Catalog:  
 Number of Lamps:  
 Luminous Length (mm):  
 Luminous Height (mm):  
 Current: 1.253 A  
 Power Factor: 0.993

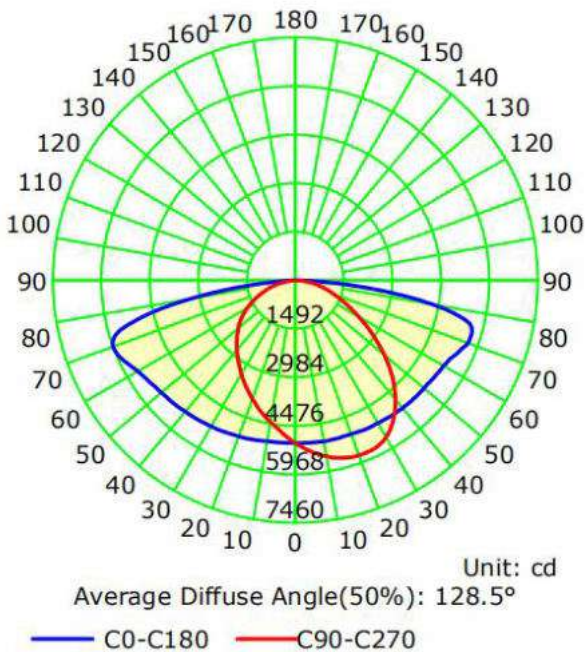
Luminaire Description:  
 Lamp Description:  
 Lumens per Lamp:  
 Luminous Width (mm):  
 Voltage: 120.0 V  
 Power: 149.65 W

### Photometric Results

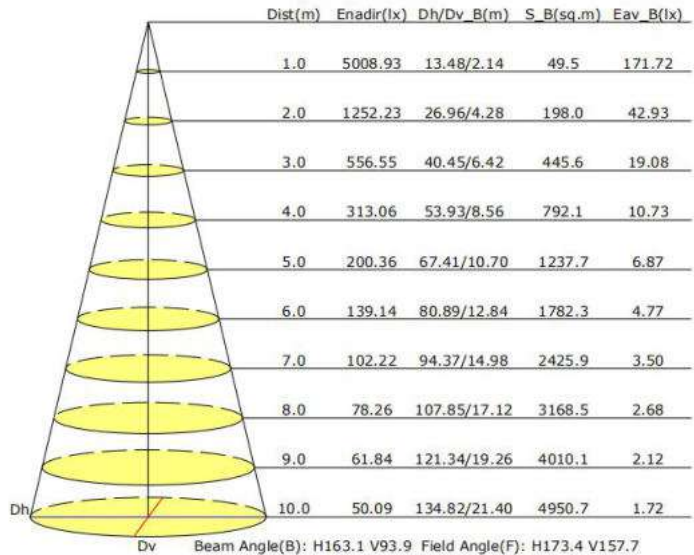
IES Classification: Type III  
 Total Rated Lamp Lumens: 20136.5 lm  
 Efficiency: 100%  
 Upward Ratio: 0%  
 C0r0 Intensity: 5008.93 cd  
 Pos of Max. Intensity: H180 V70

Longitudinal Classification: Medium  
 Measurement Flux: 20136.5 lm  
 Downward Ratio: 100%  
 Luminaire Efficacy Rating (LER): 134.61  
 Max. Intensity: 5968.11 cd

Luminous Intensity Distribution Curve



Illuminance at a Distance



## NOTICE FOR USER

- Please turn off power before install or change assembly parts.
- The input voltage and lamps should be matched, after connecting the power line, Please make sure the wiring section is insulated.
- No-professionals, must not install and disassemble the lamps.

## TROUBLE SHOOTINGS

Troubles	Check points
Flickering of the light	Turn off the power and turn on again in 3 minutes. If same phenomena occur, then call agencies.
Out of working	Please check the connection.