

LED Pole Light

With Photocell





WEN LIGHTING
E-mail: info@wenlighting .com
www.wenlighting.com

P/N:

WEN-S-G07B-150WCT3A2-abcdef

Note:

The letter "a" can be can be 2 letters represent lamp colors; "BH = Black 、 WH=White 、 BR=Brown or Customized"

The letter "b" can be "3RP", "3NP", "5RP", "5NP", "7RP" or "7NP" for Photocontrol type provided or blank for no Photocontrol provided;

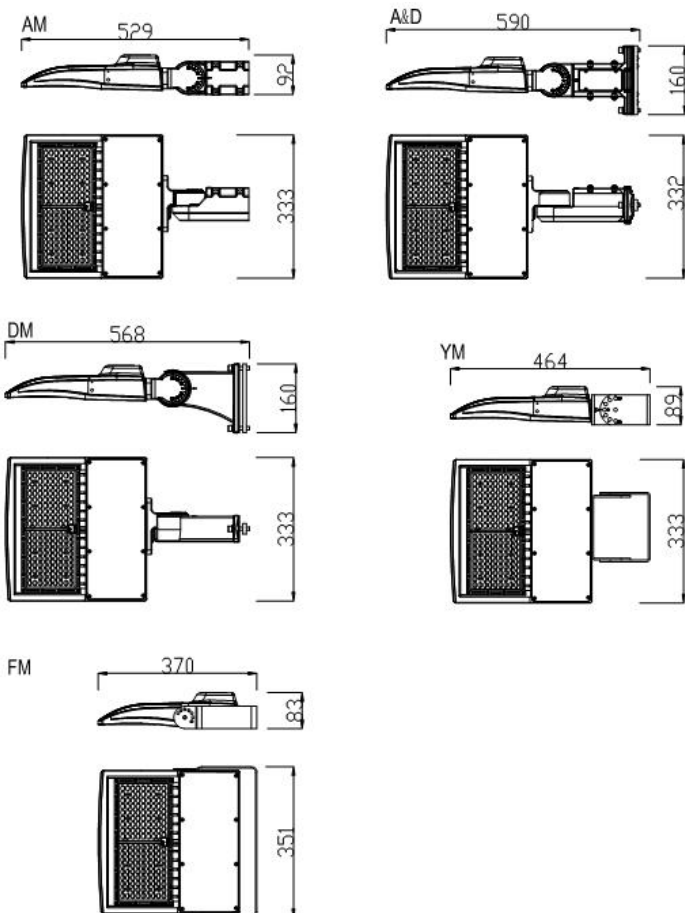
The letter "c" can be "10SP" or "20SP" for Surge-Protective Device type provided or blank for no Surge-Protective Device provided;

The letter "d" can be "M" or None,represent Motionsensor or None Motionsensor.

The letter "e" can be "AM","DM","YM","A&D","FM" represent bracket type.



DIMENSIONS



ADVANTAGE

- UL cUL DLC certificate.
- Seoul Chip, high CRI.
- IP65 driver, input voltage 100-277VAC.
- Output constant current lever can be adjusted through output cable with 1-10V.
- No UV or IR in the beam.
- Easy to install and operate.
- Energy saving, long lifespan.
- Light is soft and uniform, safe to eyes.
- Instant start, NO flickering, NO humming.
- Green and eco-friendly without mercury.

APPLICATION

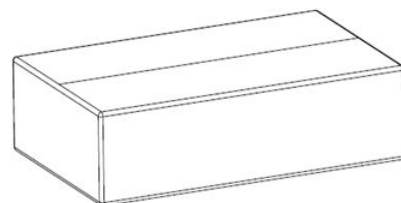
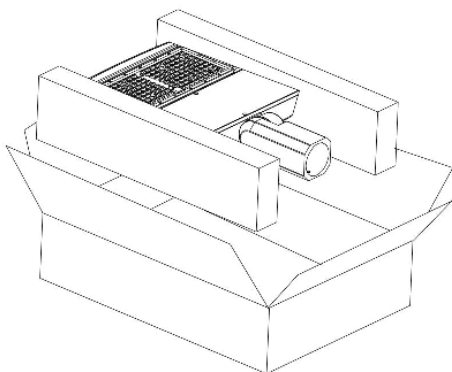
- Outdoor basketball court, tennis court.
- Badminton court, the football field.
- The school playground, stadium.
- Community leisure entertainment plaza, road lamp etc.

SPECIFICATIONS

OPTICAL	Input Power	150W
	Lumen	18800-21000LM
	Lumen Efficacy	125-140 LM/W
	Color Temperature	4000K, 4500K, 5000K, 5700K
	CRI	>70
	Viewing Angle	150*85 Degree (Type III)
ELECTRICAL	Input Voltage	100-277VAC 50/60Hz
	PF	≥0.9
	THD	≤20%
	Driver Model	China Brand Sosen Driver
	Optional Accessory	Photocell / Surge protector/ Motion sensor
MATERIALS	LED Brand	SEOUL
	LED Type	SMD3030
	LED QTY	154 PCS
	Housing	Aluminum Alloy
	Housing Color	Black / Brown/white/Customized
	Waterproof Rating	WET (IP65)
OTHERS	Operating Temperature	-40℃ TO 45℃
	Operating Humidity	10%-90% RH
	Storage Temperature	-40℃ TO 80℃
	Storage Humidity	10%-95% RH
	Warranty Time	5 Years

PACKAGE

Stent Type	Lamp Net Weight	Size	Qty / Carton	Gross Weight / Carton
AM	5.7 KG	600X380X160MM	1	6.6KG
DM	6.2KG	600X380X160MM	1	7.1KG
YM	5.4 KG	600X380X160MM	1	6.3KG
FM	4.8 KG	485X400X160MM	1	5.7 KG
A&D	6.5KG	600X380X160MM	1	7.5KG



LIGHT DISTRIBUTION TESTING PARAMETERS

Luminaire Property

Luminaire Manufacturer:
Voltage: 119.8 V
Power: 148.69 W

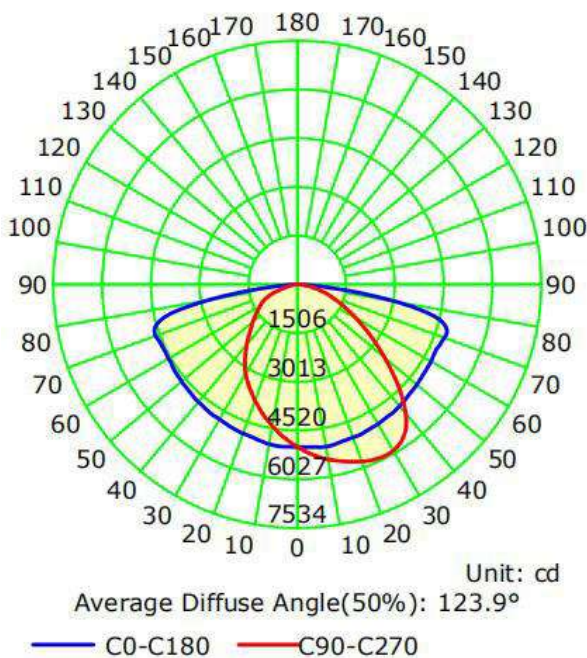
Current: 1.2428 A
Power Factor: 0.997

Photometric Results

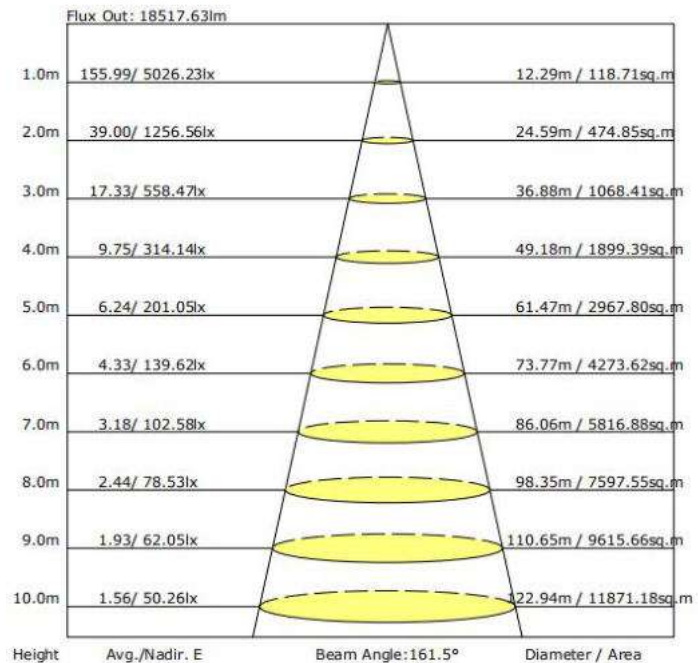
IES Classification: Type III
Total Rated Lamp Lumens: 19051.6 lm
Efficiency: 100%
Upward Ratio: 0%
Central Intensity: 5026.23 cd
Pos of Max. Intensity: H157.5 V73

Longitudinal Classification: Medium
Measurement Flux: 19051.6 lm
Downward Ratio: 100%
Luminaire Efficacy Rating (LER): 128.13
Max. Intensity: 6027.6 cd

Luminous Intensity Distribution Curve



The Average Illuminance Effective Figure



NOTICE FOR USER

- Please turn off power before install or change assembly parts.
- The input voltage and lamps should be matched, after connecting the power line, Please make sure the wiring section is insulated.
- No-professionals, must not install and disassemble the lamps.

TROUBLE SHOOTINGS

Troubles	Check points
Flickering of the light	Turn off the power and turn on again in 3 minutes. If same phenomena occur, then call agencies.
Out of working	Please check the connection.