

240W

LED Pole Lights





WEN LIGHTING

E-mail: info@wenlighting.com

www.wenlighting.com

P/N:WEN-SB03D-240WJT3A1-abcdef

Where "a" can be any two letters represent lamp colors; "BH = Black, WH=White, BR=Brown or Customized"

"b" can be "3RP", "3NP", "5RP", "5NP", "7RP" or "7NP" for Photocontrol type provided or blank for no Photocontrol provided;

"c" can be "10SP" or "20SP" for Surge-Protective Device type provided or blank for no Surge-Protective Device provided;

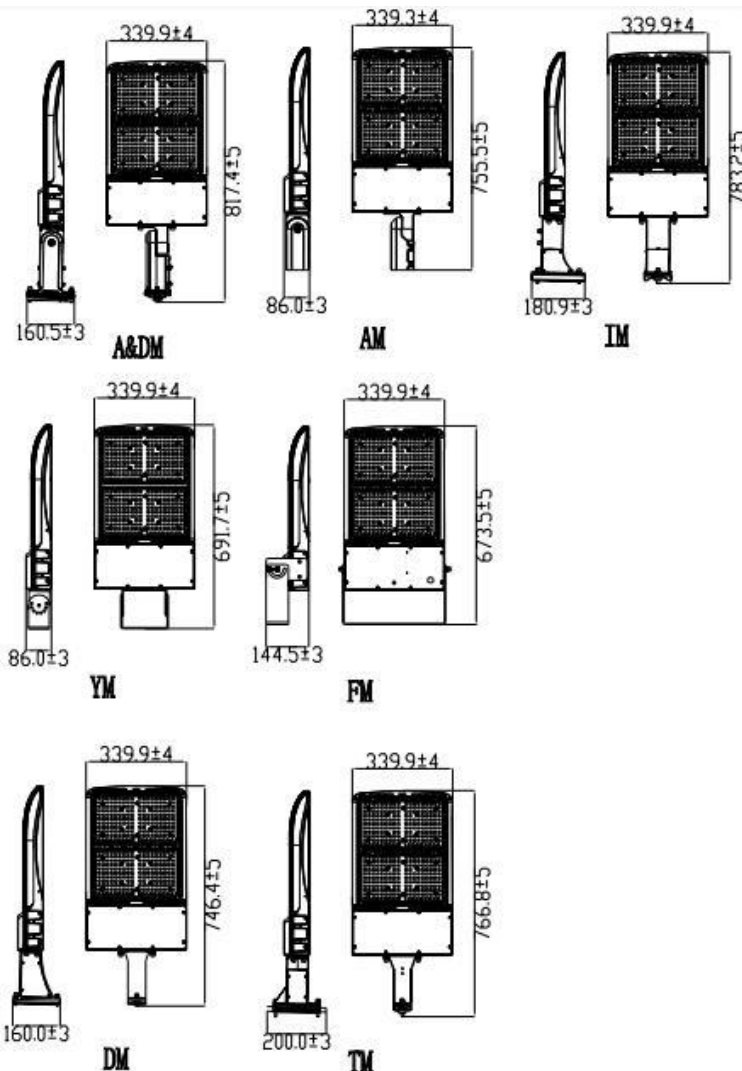
"d" can be "Z", "ZP", "ZM" or blank, "Z" = DC Sensor Receptacle provided, "ZP" = DC Sensor Receptacle and DC photocontrol provided, "ZM" = DC Sensor Receptacle and DC motion sensor provided, blank = no DC Sensor Receptacle provided;

"e" can be "AM", "DM", "YM", "A&DM", "TM", "IM" or "FM" to represent mounting bracket types;

"f" can be any two digits to represent CCT.



DIMENSIONS



ADVANTAGE

- UL DLC certificate.
- Bridgelux Chip, high CRI.
- IP65 driver, input voltage 120-277VAC.
- Output constant current lever can be adjusted through output cable with 0-10V.
- No UV or IR in the beam.
- Easy to install and operate.
- Energy saving, long lifespan.
- Light is soft and uniform, safe to eyes.
- Instant start, NO flickering, NO humming.
- Green and eco-friendly without mercury.

APPLICATION


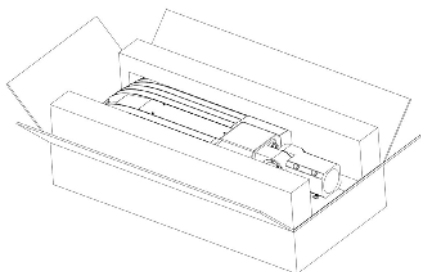
- Outdoor basketball court, tennis court.
- Badminton court, the football field.
- The school playground, stadium.
- Community leisure entertainment plaza,

SPECIFICATIONS

OPTICAL	Input Power (Tolerance : ±10%)	240W			
	Color Temperature	4000K	4500K	5000K	5700K
	Lumen (Tolerance : -10%)	32400 LM	32400 LM	32400 LM	32400 LM
	Efficacy (Tolerance : -3%)	135 LM/W	135 LM/W	135 LM/W	135 LM/W
	CRI	>70			
	Color Consistency	<6 Steps (or <6 SDCM)			
	BUG	B4-U0-G5			
	Distribution Pattern	Type III			
	Beam Angle (50%) (Tolerance : ±15%)	160*115 Degree			
ELECTRICAL	Input Voltage and Frequency	120-277VAC, 50/60Hz;			
	PF (Tolerance : -3%)	≥ 0.9			
	THD (Tolerance : +5%)	≤20%			
	Flicker Percent	<50%			
	Driver Brand	Daermay			
	Driver Model	MP-240TG-130A			
	Driver Surge protection	L/N-PE: 6kV, L-N: 6kV			
	Dimming	0-10V dimming standard			
	Optional Accessory	Photocontrol, Surge-protective Device,Zhaga, Zhaga Motion Sensor,Zhaga photocontrol			
MATERIALS	LED Brand	Bridgelux			
	LED Type	SMD3030			
	LED QTY	280 PCS			
	Housing	Die-cast aluminum			
	Housing Color	Brown, Black, or Customized			
	EPA	2.3ft²			
	Waterproof Rating	WET (IP65)			
OTHERS	Operating Temperature	Without Motion Sensor: -30°C TO 50°C; With Motion Sensor: -20°C TO 50°C			
	Storage Temperature	-40°C TO 85°C			
	Operating Humidity	20% - 90% RH			
	Storage Humidity	20% - 95% RH			
	Warranty	5 years warranty with 24/7 operating hours Luminaire lifetime at 25°C.			

PACKAGE

Bracket Type	Carton Size	Qty / Carton	Net Weight / Carton	Gross Weight / Carton
AM	820*390*165MM	1 PCS	9.1KG	10.8KG
DM	820*390*165MM	1 PCS	8KG	9.9KG
YM	820*390*165MM	1 PCS	9.1KG	10.8KG
FM	605*390*175MM	1 PCS	8.5KG	10.4KG
A&D	820*390*165MM	1 PCS	9.1KG	10.8KG
TM	820*390*165MM	1 PCS	9.1KG	10.8KG
IM	820*390*165MM	1 PCS	9.1KG	10.8KG



LIGHT DISTRIBUTION TESTING PARAMETERS

Luminaire Property

Luminaire Manufacturer:
 Luminaire Category:
 Lamp Catalog:
 Number of Lamps:
 Luminous Length (mm):
 Luminous Height (mm):
 Current: 2.011 A
 Power Factor: 0.995

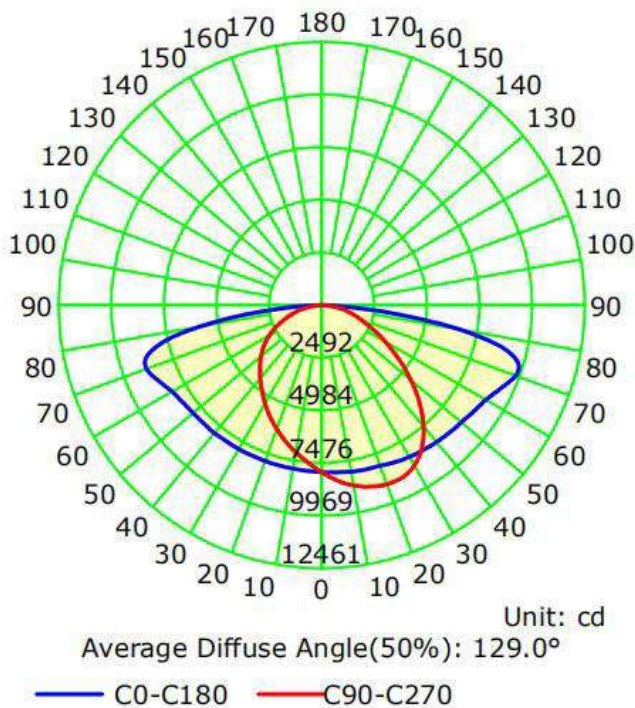
Luminaire Description:
 Lamp Description:
 Lumens per Lamp:
 Luminous Width (mm):
 Voltage: 120.0 V
 Power: 240.49 W

Photometric Results


IES Classification: Type III
 Total Rated Lamp Lumens: 32156.6 lm
 Efficiency: 100%
 Upward Ratio: 0%
 C0r0 Intensity: 7912.32 cd
 Pos of Max. Intensity: H15 V73

Longitudinal Classification: Medium
 Measurement Flux: 32156.6 lm
 Downward Ratio: 100%
 Luminaire Efficacy Rating (LER): 133.76
 Max. Intensity: 9969.24 cd

Luminous Intensity Distribution Curve



Illuminance at a Distance



NOTICE FOR USER

- Please turn off power before install or change assembly parts.
- The input voltage and lamps should be matched, after connecting the power line, Please make sure the wiring section is insulated.
- No-professionals, must not install and disassemble the lamps.

TROUBLE SHOOTINGS

Troubles	Check points
Flickering of the light	Turn off the power and turn on again in 3 minutes. If same phenomena occur, then call agencies.
Out of working	Please check the connection.