

B Series

LED Explosion Proof Light



Key Features:

- ① Dimmable and battery backup function is available.
- ② High-quality SMT LED and Meanwell driver.
- ③ Heavy-duty and high impact resistance.
- ④ Replaceable LED board and drivers.
- ⑤ Integrated junction box for driver.
- ⑥ Marine rating powder coated finish treatment.
- ⑦ Various installation ways for different applications.
- ⑧ Glass lens or polycarbonate lens for making different beam angles.
- ⑨ 5-year warranty.
- ⑩ Low temperature applications to -40°C (-40°F) and high temperature up to 55°C (131°F).

Standard Materials:

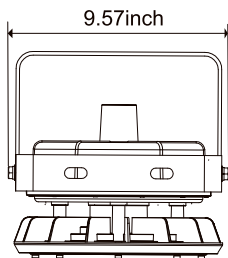
- ◆ Housing: Copper-free aluminum
- ◆ Lens: Tempered glass
- ◆ Hardware: Stainless steel
- ◆ Mounting Bracket: Stainless steel
- ◆ IP66

Technical Data:

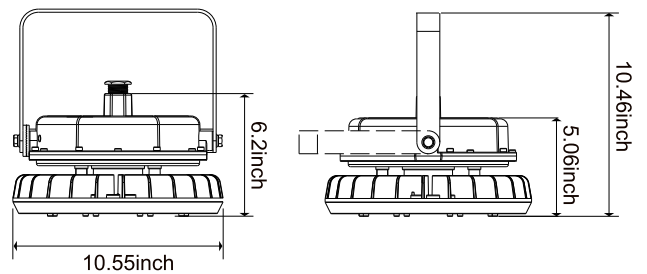
Model	Wattage	Operating Voltage	Lumens (lm)	Efficacy (lm/W)	CRI	CCT	Emergency Time
EX-20W B2YZDA	20W	AC100-277V/DC12-48V	2,800	140	>70	2200K-7000K	3 hours
EX-40W B2YZDA	40W		5,600				
EX-60W BYZDA	60W		8,400				
EX-80W BYZDA	80W	11,200					
EX-100W B3YZDA	100W	14,000					
EX-120W B3YZDA	120W	16,800					
EX-150W B3YZDA	150W	AC100-277V/DC12-48V, AC200-480V	21,000				
EX-200W B3YZDA	200W		28,000				
EX-250W B4YZDA	250W		35,000				
EX-300W B4YZDA	300W		42,000				
EX-350W B4YZDA	350W		49,000				
EX-400W B4YZDA	400W		56,000				

Dimensions:

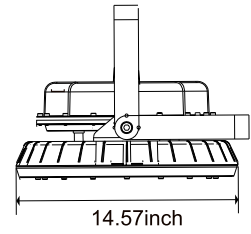
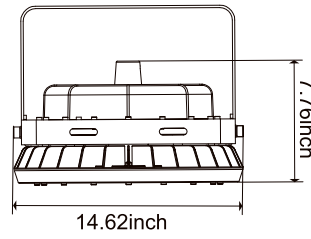
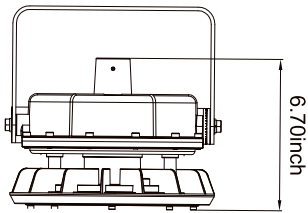
B2 Series



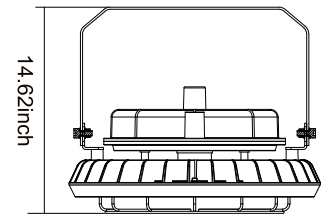
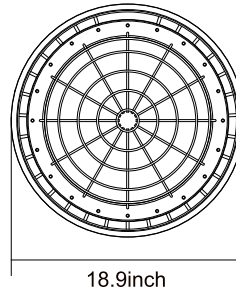
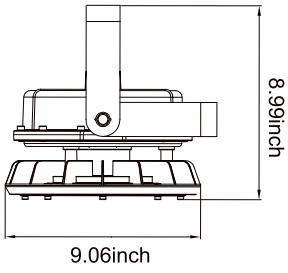
B Series



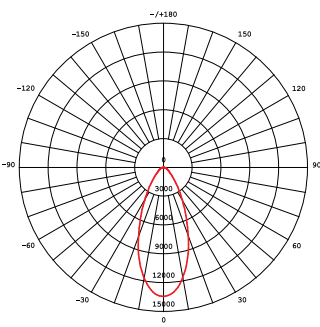
B3 Series



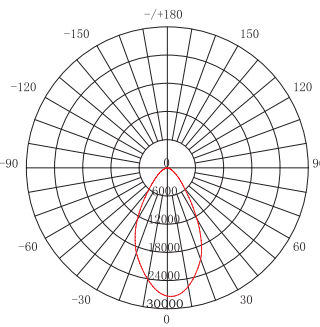
B4 Series



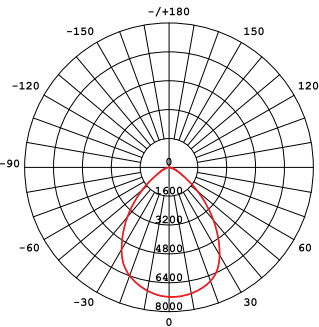
Photometry:



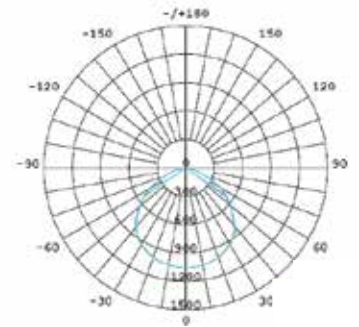
Beam angle: 40°



Beam angle: 60°



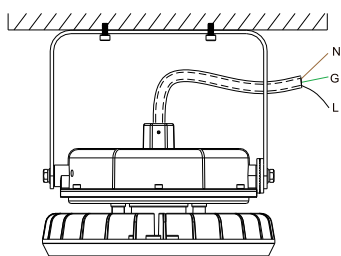
Beam angle: 90°



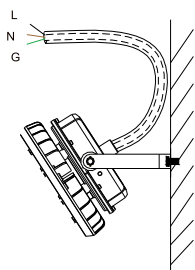
Beam angle: 120°

Mounting Methods:

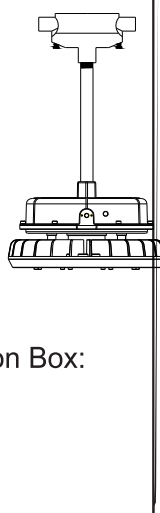
◆ Ceiling Mounting:



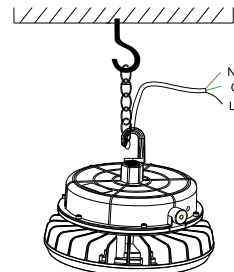
◆ Wall Mounting with U Bracket:



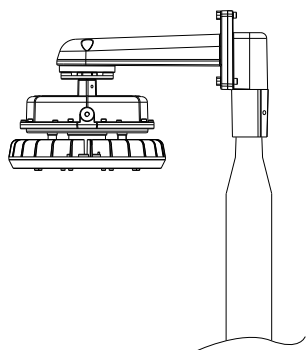
◆ Pole Pendant:



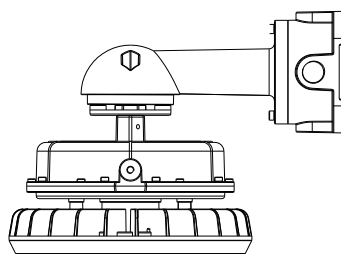
◆ Hook Pendant:



◆ Stanchion Mounting:



◆ Wall Mounting with Junction Box:



Accessories:



- Model: Ex-Junction Box
Name: Junction Box
Material: Aircraft Aluminum A383



- Model: Ex-25° Arm Support
Name: 25° Arm Support
Material: Aircraft Aluminum A383



- Model: Ex-D01
Name: Pendant Direction Adapter
Material: Aircraft Aluminum A383



- Model: Ex-90° Arm Support
Name: 90° Arm Support
Material: Aircraft Aluminum A383



- Model: Ex-25° Arm Support
Name: 25° Arm Support
Material: Aircraft Aluminum A356



- Model: EX-Bended Pipe
Name: Bended Pipe
Material: Iron



- Model: Ex-90° Arm Support
Name: 90° Arm Support
Material: Aircraft Aluminum A356



- Model: Ex-ShadeB/B2/B3
Name: Lamp Shade
Material: Aluminum A1070



- Model: EX-Straight Pipe
Name: Straight Pipe
Material: Iron



- Model: EX-Hook
Name: Installation Hook
Material: Aircraft Aluminum A383



- Model: Ex-CshadeB/B2/B3
Name: Cut o fflamp shade
Material: Aluminum A1070

Application :

- ◆ Oil and gas industry
 - All petroleum production and refining
 - Petroleum loading and transportation
 - Petroleum storage and retail
 - LNG industry
 - All mining operations and service
- ◆ Ocean, marine and aerospace field
 - Ocean platform operation facilities
 - Aerospace clean room and production
 - Ocean vessel operations
- ◆ Food and alcohol industry
 - Flour and fine particle production and storage
 - Food and distilling production
 - Alcohol industry
- ◆ Chemical industry
 - All types of paint facilities
 - Chemical production and storage
- ◆ Metal treatment
 - Steel and aluminum factories
 - Pumping stations in any environment
 - Metal smelting, foundry and fabrication
- ◆ Other high humidity, high dust, high temperature, vapor locations.