

Top Sheet

Trim Size: 2.375" w x 2.375" h
 Imprint Area: 2" w x 2" h

Cube Front Side

Imprint Area: 2.2032" w x 2.1782" h
 Trim Size: 2.39" w x 2.365" h

Cube Left Side

Imprint Area: 2.2032" w x 2.1782" h
 Trim Size: 2.39" w x 2.365" h

Cube Right Side

Imprint Area: 2.2032" w x 2.1782" h
 Trim Size: 2.39" w x 2.365" h






Cube Rear Side

Imprint Area: 2.2032" w x 2.1782" h
 Trim Size: 2.39" w x 2.365" h

**SAMPLE
DO NOT USE**



Font Used: *Brush Script MT Italic*
 Font Point Used: 22pt
 Font Used: **NEXA BOLD**
 Font Point Used: 11pt
 All fonts converted to outlines



**Your text will be at 100% percent
 Your text must be inside dashed imprint area.**

Top Sheet

Trim Size: 2.375" w x 2.375" h
 Imprint Area: 2" w x 2" h

Cube Front Side

Trim Size: 2.39" w x 2.365" h
 Imprint Area: 2.2032" w x 2.1782" h

Cube Left Side

Trim Size: 2.39" w x 2.365" h
 Imprint Area: 2.2032" w x 2.1782" h






Cube Right Side

Trim Size: 2.39" w x 2.365" h
 Imprint Area: 2.2032" w x 2.1782" h

Cube Rear Side

Trim Size: 2.39" w x 2.365" h
 Imprint Area: 2.2032" w x 2.1782" h

YOUR ART HERE



Product Dimensions: 2 3/8" x 2 3/8" x 2 3/8"

Please Outline All Fonts Before Submitting File
 Method Imprint: **4-Color Process**, Raster Files (digital photos) should be 300 DPI.

Minimum Pt. Size: 8 pt



Your smallest text can not be smaller than 8pt in height.

Minimum Line Wt: 0.5pt



PLEASE NOTE:
 A color printed on the cube side will not be an exact match to the same color printed on the top sheet, due to differences in the printing processes.



Imprint Area

Trim Size

Make sure text does not exceed past the **safe area** or else it will get cut off