

Top Sheet
 Trim Size: 3"w x 3"h
 Imprint Area: 2.625"w x 2.625"h

**SAMPLE
 DO NOT USE** →




Font Used: *Brush Script MT Italic*
 Font Point Used: 22pt


Font Used: **NEXA BOLD**
 Font Point Used: 11pt

All fonts converted to outlines


Cube Front Side
 Trim Size: 3.015"w x 1.495"h
 Imprint Area: 2.62"w x 1.1034"h




Cube Left Side
 Trim Size: 3.015"w x 1.495"h
 Imprint Area: 2.62"w x 1.1034"h



Cube Right Side
 Trim Size: 3.015"w x 1.495"h
 Imprint Area: 2.62"w x 1.1034"h



Cube Rear Side
 Trim Size: 3.015"w x 1.495"h
 Imprint Area: 2.62"w x 1.1034"h




Top Sheet
 Trim Size: 3"w x 3"h
 Imprint Area: 2.625"w x 2.625"h

YOUR ART HERE →




**Your text will be at 100% percent
 Your text must be inside dashed imprint area.**


Cube Front Side
 Trim Size: 3.015"w x 1.495"h
 Imprint Area: 2.62"w x 1.1034"h




Cube Left Side
 Trim Size: 3.015"w x 1.495"h
 Imprint Area: 2.62"w x 1.1034"h



Cube Right Side
 Trim Size: 3.015"w x 1.495"h
 Imprint Area: 2.62"w x 1.1034"h



Cube Rear Side
 Trim Size: 3.015"w x 1.495"h
 Imprint Area: 2.62"w x 1.1034"h



Product Dimensions: 3" x 3" x 1 1/2"
 Please Outline All Fonts Before Submitting File
 Method Imprint: **4 Color Process**, Raster Files (digital photos) should be 300 DPI.

Minimum Pt. Size: 8 pt
 Aa Bb Cc Dd Ee Ff Gg Hh 8pt height
 Actual Size
 Your smallest text can not be smaller than 8pt in height.

Minimum Line Wt: 0.5pt
 Line weight must be at least 0.5pt

PLEASE NOTE:
 A color printed on the cube side will not be an exact match to the same color printed on the top sheet, due to differences in the printing processes.

Imprint Area

Trim Size

Make sure text does not exceed past the **safe area** or else it will get cut off