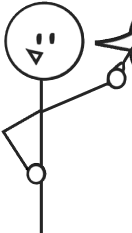
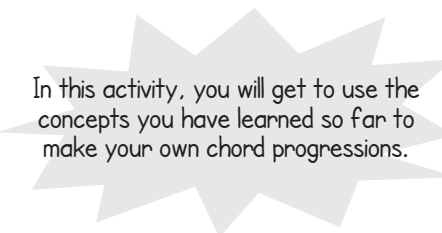



# CHORD COMPOSER

 <p>First you learn the fundamentals, and then you learn to use them in your own way.</p>	 <p>In this activity, you will get to use the concepts you have learned so far to make your own chord progressions.</p>	<p>Just choose your chords and play - it's as simple as building with blocks.</p> 
--	---	---

## STEP 1: CHOOSE FROM THESE CHORDS OR JUST IMPROVISE



## STEP 2: WRITE A FEW CHORD PROGRESSIONS OF YOUR OWN

Create your own progression by writing a chord symbol in each box. Then try playing them with different rhythmic patterns. (Feel free to choose patterns from the book, or create your own!)

PROGRESSION 1:

--	--	--	--

PROGRESSION 2:

--	--	--	--

PROGRESSION 3:

--	--	--	--

PROGRESSION 3:

--	--	--	--



For more printable activities visit [mwfunstuff.com/CCC](http://mwfunstuff.com/CCC)