




Hydrostatic Test Valve

O&M Manual



ADVANCED PRESSURE SYSTEMS

701 S. Persimmon St., Suite 85 - Tomball, TX 77375

Toll Free in North America: (877) 290-4277

Phone: (281) 290-9950 Fax: (281) 290-9952

E-mail orders: sales-team@waterblast.pro

WWW.ADVANCEDPRESSURESYSTEMS.COM

WWW.WATERBLAST.PRO


Hydrostatic Test Valve

Hydrostatic Test Valve

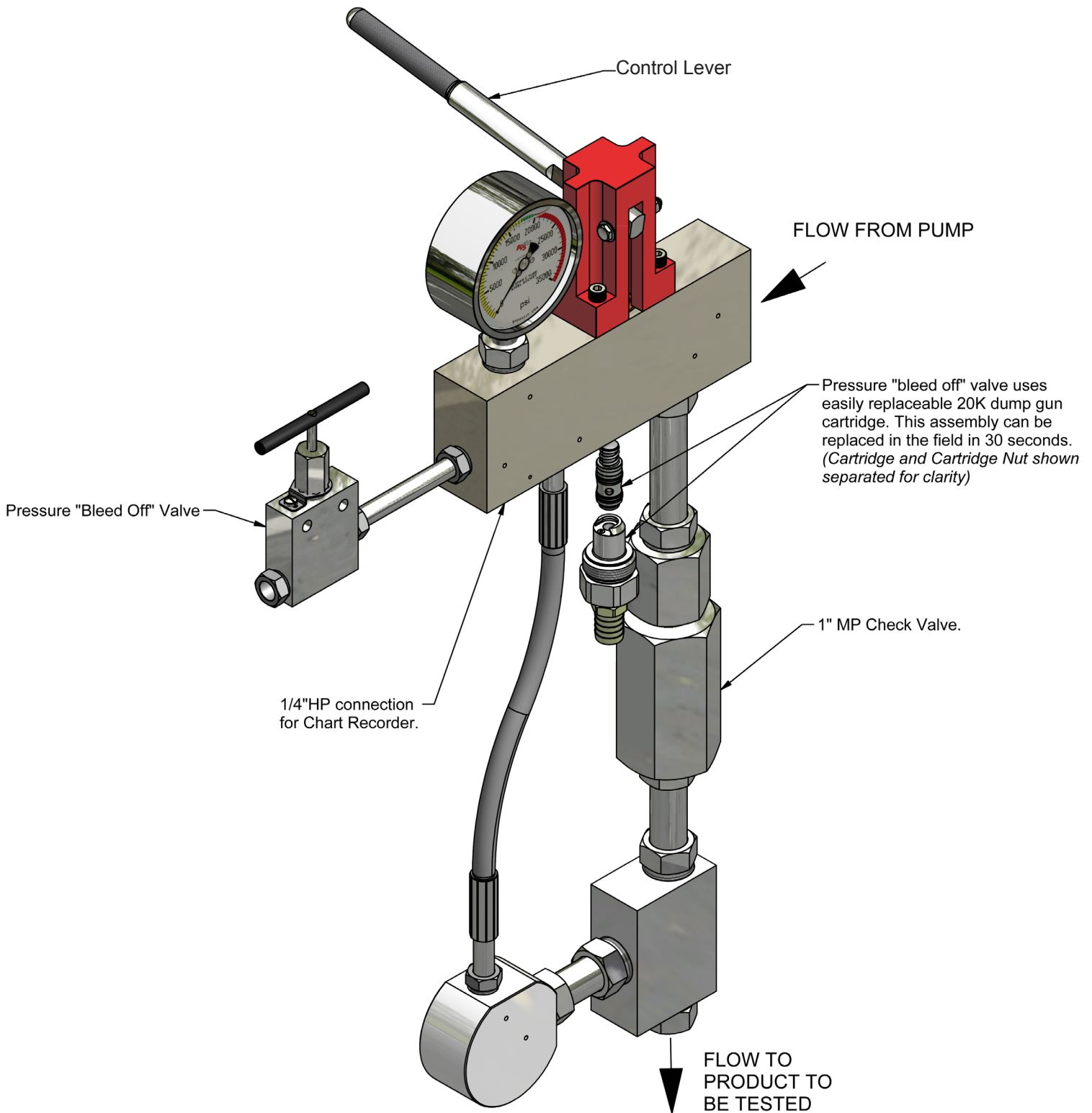
This Hydrostatic Test Valve is designed for pressure testing of drill pipe and production or casing pipe. It is designed for pressures up to 20,000 psi. The large 1" MP primary connections enable rapid filling of the piping to be tested. The lever operated dump valve provides precise adjustment of the inlet pressure. This valve uses a 20K dump gun cartridge which can be quickly replaced in the field. A needle valve is used to bleed off pressure as necessary.

Testing Procedure

- 1.) Connect hose from pump to port (1" MP) at "A".
- 2.) Start flow from pump. Water will exit from hose connected to barb fitting at "B".
- 3.) Press down on control lever to eliminate water at "B". All flow will then pass through the check valve (1" MP) to the product being tested.
- 4.) After filling the product under test the control lever can be used to set the test pressure. Final fine adjustment of the test pressure can be accomplished using the needle valve.



High Flow Hydrostatic Test Valve





Hydrostatic Test Assembly
 Complete Parts List & Exploded View.
Part #67-000-013.1

ITEM	QTY	PART #	DESCRIPTION
1	1	67-000-002	Hydrostatic Test Valve Block
2	1	67-000-003	Hydrostatic Test Valve - Cartridge Holder Body
3	1	67-000-004	Hydrostatic Test Valve - Cartridge Nut
4	1	60-020-010	Cartridge Assembly 20K
5	1	67-000-005	Control Valve Actuator Rod.
6	1	67-000-006	Control Valve Actuator Rod Spring
7	1	67-000-007	Control Valve - Lever Support Block
8	4	10-002-150	SHCS 5/16"-18 x 1-1/2" long
9	1	67-000-008	Control Valve - Lever
10	1	10-014-200	Bolt, Hex. Head 1/4"-20 x 2" long SS
11	2	10-010-003	Washer, Flat 1/4" SS
12	1	10-100-001	Lock Nut, Nylon 1/4"-20 SS
13	2	30-001-024	O-Ring
14	1	30-001-012	O-Ring
15	2	30-003-024	Backup Ring
16	1	22-003-003	Gland Nut - 9/16" HP
17	1	22-002-003	Collar, 9/16" HP
18	1	67-000-011	Nipple, 9/16" MP
19	2	67-000-009	Nipple, 1" MP
20	1	21-019-018	Check Valve, 1" MP Soft Seat W/Gland Nuts & Collars
21	1	21-019-030	Elbow, 1"MP x 9/16" MP
22	1	67-000-014	Nipple, 1" MP
23	3	21-003-003	Gland Nut - 9/16" MP
24	3	21-002-003	Collar - 9/16" MP
25	2	21-002-005	Collar 1" MP
26	2	21-003-005	Gland Nut 1" MP
27	1	21-017-012	Needle Valve, 9/16" MP Two Way Straight W/Gland Nuts & Collars
28	1	21-010-005	Tee, 1" MP with Gland Nuts & Collars
29	1	70-110-009	1/2" NPTM X 3/4" Hose Barb, Brass
30	1	22-004-001	1/4"HP Plug
31	1	22-003-001	1/4"HP Gland Nut
32	1	35-001-025	Pressure Gauge
33	1	40-027-2727-001.455	Hose

YOU ARE RESPONSIBLE FOR SAFETY!

Advanced Pressure Systems publishes guides for the safe use of Water Blasting Equipment.

Please READ them!

We also strongly advise that all
personnel are fully conversant with:

***"Recommended Practices for the Use of
Manually Operated High Pressure Water Jetting Equipment"***
published by the Water Jet Technology Association.



These may be obtained free of charge by contacting:
ADVANCED PRESSURE SYSTEMS, L.P. (877) 290-4277

Conditions of Sale & Warranty

General - These terms and conditions and warranty provisions are applicable to all products contained in this catalog, and may not be varied, except in writing by a partner of **APS** Pressure Systems L.P.

Terms of Sale –

- 1) All sales are FOB manufacturers plant, Houston, Texas, and are priced and must be paid for in US dollars.
- 2) The purchaser agrees to hold **APS** Pressure Systems (DBA: Advanced Pressure Systems) harmless for any and all claims arising from the misuse or misapplication of any product manufactured or supplied by Advanced Pressure Systems.
- 3) Products returned for credit will be subject to 15% restocking charge. Only standard products will be accepted for restocking. All sales of non-standard items are final.
- 4) Payment may be made by credit cards issued by VISA or MASTER CARD. Payment by credit cards issued by AMERICAN EXPRESS will be subject to 3% service charge.

Warranty - The following classes of products carry the warranty indicated. Any component included in an assembled product which is subject to wear is not warranted. Products which have been subject to abuse including misapplication, corrosion, excessive pressure, over-tightening and galling of screw threads will not be accepted for replacement under warranty. Products not manufactured by Advanced Pressure Systems will carry the warranty by of the respective manufacturer

Hose - Not warranted. Coupling may be warranted by manufacturer.

Rigid Lances - Ninety days from date of shipment.

Plungers and Pump Packing - Not warranted.

Control Guns, Flow Divider Valves, Flow Control Valves - Ninety days from date of shipment.


Relief Valves - 180 days from date of shipment.

Nozzles and nozzle inserts / orifices - Not warranted

Fittings, Connectors and Couplings - 180 days from date of shipment.

Shipping Costs - Orders may be shipped prepaid by any regularly available means, and the cost will be paid by the customer. Other shipping costs including but not limited to: insurance for the full retail value of the products, packaging, crating and any other handling costs will be billed to the customer. If the customer collects the products from the Houston plant there will not be any shipping charges.

Payment - All invoices are due net 30 days from date of shipment. Any invoices which are more than 30 days past due will result in the account of the customer concerned to be placed on hold.



ADVANCED PRESSURE SYSTEMS
701 S. Persimmon St., Suite 85 - Tomball, TX 77375
Toll Free in North America: (877) 290-4277
Phone: (281) 290-9950 Fax: (281) 290-9952
E-mail orders: sales-team@waterblast.pro
WWW.ADVANCEDPRESSURESYSTEMS.COM
WWW.WATERBLAST.PRO